


FREE PATTERN

24 Jeremiah (Crosses & Losses)



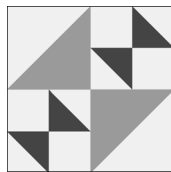

Pattern for 6" finished block — All seams are 1/4".
Pressing directions are indicated.

| Fabric needed for one block & Cutting instructions | | |
|--|--|--|
| Dark | 1/8 yard or scrap (2) 2-3/8" squares, cut once diagonally | |
| Medium | 1/8 yard or scrap (1) 3-7/8" squares, cut once diagonally | |
| Light | 1/8 yard or scrap (1) 3-7/8" squares, cut once diagonally | |
| | (2) 2-3/8" squares, cut once diagonally (4) 2" squares | |



Instructions:

1. Create the large half-squares by stitching Medium to large Light triangles along the long side. Press seams toward the Medium triangles. Make (2) units.
2. Create the small half-squares by stitching Dark triangles to small Light triangles along the long side. Press seams toward the Dark triangles. Make (4) units.
3. Create the four-square units by stitching Light squares to the right of the Dark/Light half-squares as shown. Press toward the Light square. Stitch (2) units together to form the four-square. Press seam open. Make (2) units.
4. Stitch the units from Step 3 to the left side of the large half-square units from Step 1. Press toward the large half-square.
5. Complete the block by stitching the two units together. Press seam open.



While the prophet Jeremiah was banished by King Solomon, he dictated a collection of prophecies aimed at Judah and Jerusalem. Jeremiah often dictated his prophecies to his aide, Baruch. The book of Jeremiah also contain Baruch's memoirs.

Stitchin' Tree Quilts

Toll free 877-239-3655

www.stitchintree.com


Please contact us if you find an error in this pattern or have difficulty following these instructions.

© 2012 Stitchin' Tree LLC Woodbine, Iowa. All Rights Reserved.
Limited reproduction rights may be granted in accordance with contract terms.




FREE PATTERN

24 Jeremiah (Crosses & Losses)



This is Block 24 of a 73 block series representing the 39 books of the Old Testament, 7 books of the Apocrypha, and 27 books of the New Testament. I chose to name the blocks after books of the Bible as a testament to my faith. I call the finished quilt "Bible Studies." Whether Catholic or Protestant, I hope each block will have a special meaning to the quilt maker. For me, reviewing the books of the Bible recalled many of my favorite bible stories and passages. I include a bit of Bible history for each block. I have used, as a reference, the New Oxford Annotated Bible with the Apocrypha, Revised Standard Version, 1977, an Ecumenical Study Bible.

The lap quilt shown at right is one of three possible settings for the Bible Studies blocks. In this setting, Genesis is constructed (4) times for the outer border cornerstones.



I chose Crosses & Losses to represent the book of Jeremiah because Jeremiah is very concerned with rewards & punishments. He assures readers that good and evil will be justly rewarded, and he admonishes Judeans for worshipping gods other the Lord.

Stitchin' Tree Quilts

Toll free 877-239-3655

www.stitchintree.com

Please contact us if you find an error in this pattern or have difficulty following these instructions.

© 2012 Stitchin' Tree LLC Woodbine, Iowa. All Rights Reserved.
Limited reproduction rights may be granted in accordance with contract terms.

