









FREE PATTERN

23 Isaiah (Album)



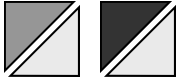



Pattern for 6" finished block — All seams are 1/4".
 Pressing directions are indicated.

Fabric needed for one block & Cutting instructions		
Dark	1/8 yard or scrap (2) 2" squares, cut once diagonally (1) 2-3/8" square, cut twice diagonally	 
Medium	1/8 yard or scrap (6) 2" squares, cut once diagonally	
Light	1/8 yard or scrap (8) 2" squares, cut once diagonally (4) 1-1/8"x1-3/4" rectangles (5) 1-3/4" squares (4) 1-1/2" squares, cut once diagonally	 

This block will need to be squared up after it is constructed. The block sizes are rounded to the nearest 1/8" for ease of cutting and stitching. However, the correct measurements for each block should be 1.7" (instead of 1.75") in order to finish at 6.5"

Instructions:

1. Stitch a small Light triangle to each side of a small Dark triangle to form the flying geese unit, as shown. One point of the Light triangles will slightly overlap the right angle of the Dark triangle (approx. 3/8"). Press toward the Light triangles. Trim dog ears. Make (4) units. 
 2. Stitch a Light rectangle to each point side of the flying geese units from Step 1, as shown. Press toward the Light rectangle. 
 3. Create the half-squares by stitching Dark and Medium triangles to Light triangles along the long side. Press seams toward the Dark and Medium triangles. Make (4) Dark units and (12) Medium units. 
 4. Stitch the top and bottom row together by stitching (4) Medium half-squares to one of the flying geese units, as shown. Press seams toward the outside. 
- Continued, next page...

The book of Isaiah is divided into two parts. The first part (Chapters 1-39) is attributed to Isaiah's time, and the second part (Chapters 40-66), more commonly called Second Isaiah, dates over a century later. Isaiah is considered one of the major prophets, and may have actually been a priest.

Stitchin' Tree Quilts

Toll free 877-239-3655

www.stitchintree.com

Please contact us if you find an error in this pattern or have difficulty following these instructions.


© 2012 Stitchin' Tree LLC Woodbine, Iowa. All Rights Reserved.
 Limited reproduction rights may be granted in accordance with contract terms.





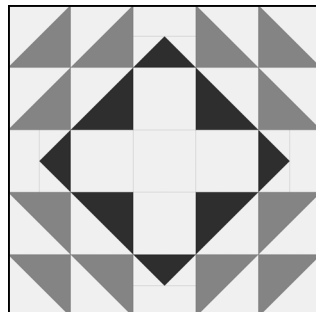
23 Isaiah (Album)

Pattern for 6" finished block — All seams are 1/4". Pressing directions are indicated.



Instructions (continued):

5. Stitch the second and fourth rows together by stitching (2) Dark half-squares, (2) Medium half-squares and a Light square together as shown. Press toward the inside.
6. Stitch the center row together by stitching (2) flying geese units to (3) Light squares as shown. Press toward the outside.
7. Stitch the rows together to complete the block. Press seams open.



Stitchin' Tree Quilts

Toll free 877-239-3655

www.stitchintree.com


Please contact us if you find an error in this pattern or have difficulty following these instructions.

© 2012 Stitchin' Tree LLC Woodbine, Iowa. All Rights Reserved.
Limited reproduction rights may be granted in accordance with contract terms.






23 Isaiah (Album)



This is Block 23 of a 73 block series representing the 39 books of the Old Testament, 7 books of the Apocrypha, and 27 books of the New Testament. I chose to name the blocks after books of the Bible as a testament to my faith. I call the finished quilt "Bible Studies." Whether Catholic or Protestant, I hope each block will have a special meaning to the quilt maker. For me, reviewing the books of the Bible recalled many of my favorite bible stories and passages. I include a bit of Bible history for each block.

I have used, as a reference, the New Oxford Annotated Bible with the Apocrypha, Revised Standard Version, 1977, an Ecumenical Study Bible.

The lap quilt shown at right is one of three possible settings for the Bible Studies blocks. In this setting, Genesis is constructed (4) times for the outer border cornerstones.



The first 12 chapters of the book of Isaiah contain Isaiah's memoirs, which is why I chose the Album block to represent Isaiah. Isaiah assures God's people that their lives are in God's hands, and God will sustain His covenant with them. The second part of Isaiah confirms God's plan and considers blindness to God's way a cardinal sin.

Stitchin' Tree Quilts

Toll free 877-239-3655

www.stitchintree.com

Please contact us if you find an error in this pattern or have difficulty following these instructions.

© 2012 Stitchin' Tree LLC Woodbine, Iowa. All Rights Reserved.
Limited reproduction rights may be granted in accordance with contract terms.

