







FREE PATTERN

1 Genesis (Ohio Star)



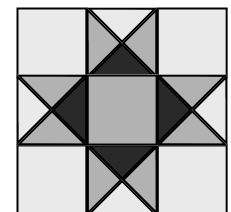
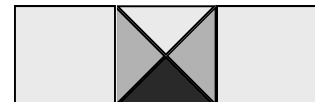
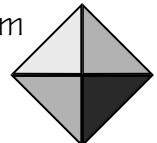
Pattern for a 6" finished block—All seams are 1/4".
 Pressing directions are indicated.

Fabric needed for one block & Cutting instructions	
Light	1/8 yard or scrap (4) 2-1/2" squares (1) 3-1/4" square, cut twice diagonally 
Medium	1/8 yard or scrap (1) 2-1/2" square (2) 3-1/4" squares, cut twice diagonally 
Dark	1/8 yard or scrap (1) 3-1/4" square, cut twice diagonally 



Instructions

1. Stitch (4) Dark triangles to (4) Medium triangles as shown. Repeat to make (4) units. Press toward the Medium triangles.
2. Stitch (4) Light triangles to (4) Medium triangles as shown. Repeat to make (4) units. Press toward the star points.
3. Stitch a unit from Step 1 to a unit from Step 2 as shown. Fan the seam and press open.
4. Stitch a unit from Step 3 to each side of the center square as shown. Press toward the center square.
5. Stitch a background square to each side of a unit from Step 3 as shown. Repeat to make (2) units. Press toward the background square.
6. Stitch a unit from Step 5 to the top and bottom of the unit from Step 4 to construct the block as shown. Press toward the outside.



Genesis means "beginning". This first book of the Bible covers the time from the creation until the Israelite sojourn in Egypt. Genesis has two main sections: God's historical plan and the history of the "fathers" of Israel. I chose the classic Ohio Star block to represent God and our biblical beginning.

Stitchin' Tree Quilts

Toll free 877-239-3655

www.stitchintree.com

Please contact us if you find an error in this pattern or have difficulty following these instructions.


© 2012 Stitchin' Tree LLC Woodbine, Iowa. All Rights Reserved.
 Limited reproduction rights may be granted in accordance with contract terms.



FREE PATTERN




1 Genesis (Ohio Star)



This is Block 1 of a 73 block series representing the 39 books of the Old Testament, 7 books of the Apocrypha, and 27 books of the New Testament. I chose to name the blocks after books of the Bible as a testament to my faith. I call the finished quilt "Bible Studies." Whether Catholic or Protestant, I hope each block will have a special meaning to the quilt maker. For me, reviewing the books of the Bible recalled many of my favorite bible stories and passages. I include a bit of Bible history for each block. I have used, as a reference, the New Oxford Annotated Bible with the Apocrypha, Revised Standard Version, 1977, an Ecumenical Study Bible.

The lap quilt shown at right is one of three possible settings for the Bible Studies blocks. In this setting, Genesis is constructed (4) times for the outer border cornerstones.



The Old Testament is divided into three sections: the Law, the Prophets, and the Writings. The first five books, Genesis, Exodus, Leviticus, Numbers and Deuteronomy make up the Law. The first 11 chapters of Genesis deal mainly with God's plan, and the remaining chapters tell the stories of Abraham, Isaac and Jacob. Throughout these generations, the oral tradition consistently affirms that the only true God is the God of Abraham, Isaac and Jacob.

Stitchin' Tree Quilts

Toll free 877-239-3655

www.stitchintree.com

Please contact us if you find an error in this pattern or have difficulty following these instructions.

© 2012 Stitchin' Tree LLC Woodbine, Iowa. All Rights Reserved.
Limited reproduction rights may be granted in accordance with contract terms.

