


FREE PATTERN



17 Esther (Old Maid's Puzzle)








Pattern for 6" finished block — All seams are 1/4".
 Pressing directions are indicated.

Fabric needed for one block & Cutting instructions		
Dark	1/8 yard or scrap (1) 3-7/8" square, cut once diagonally	
Medium	1/8 yard or scrap (4) 2" squares (5) 2-3/8" squares, cut once diagonally	
Light	1/8 yard or scrap (3) 2-3/8" squares, cut once diagonally	

Instructions



1. Begin by stitching half-square units together as shown. Make (6) Medium/Light units. Press seams toward the Medium triangles.
2. Stitch (2) Medium triangles to each side of a half square unit from Step 1 as shown. Press toward the triangles. Trim dog ears. Make (2) units. 
3. Stitch the unit from Step 2 to a large Dark triangle, as shown. Press toward the Dark triangle. Make (2) units. 
4. Stitch a Medium square to the right side of a half-square unit from Step 1, as shown. Press toward the Medium square. Make (4) units. 
5. Stitch two units from Step 4 together, as shown. Press seams open. Make (2) units. 
6. Stitch the unit from Step 3 to the unit from Step 5 together, as shown. Press toward the Dark triangle. Make (2) units.
7. Sew units together to form the complete block. Press seams open.



Esther is a much disputed book. In the Hebrew bible, Esther is read to celebrate Purim, a Jewish festival. In the Greek bible, Esther is included as an historical book. In the English bible, additional passages have been added to make it more religious. These additions are included in the Apocrypha.

Stitchin' Tree Quilts

Toll free 877-239-3655

www.stitchintree.com


Please contact us if you find an error in this pattern or have difficulty following these instructions.

© 2012 Stitchin' Tree LLC Woodbine, Iowa. All Rights Reserved.
 Limited reproduction rights may be granted in accordance with contract terms.



FREE PATTERN


17 Esther (Old Maid's Puzzle)



This is Block 17 of a 73 block series representing the 39 books of the Old Testament, 7 books of the Apocrypha, and 27 books of the New Testament. I chose to name the blocks after books of the Bible as a testament to my faith. I call the finished quilt "Bible Studies." Whether Catholic or Protestant, I hope each block will have a special meaning to the quilt maker. For me, reviewing the books of the Bible recalled many of my favorite bible stories and passages. I include a bit of Bible history for each block. I have used, as a reference, the New Oxford Annotated Bible with the Apocrypha,

Revised Standard Version, 1977, an Ecumenical Study Bible.

The lap quilt shown at right is one of three possible settings for the Bible Studies blocks. In this setting, Genesis is constructed (4) times for the outer border cornerstones.



I chose Old Maid's Puzzle to represent the book of Esther because of the dispute regarding its origin. Is it an historical account or is it purely legend? The book contains many fictional references, but also contains accurate historical references. The book is also puzzling, because it does not even mention the name of God.

Stitchin' Tree Quilts

Toll free 877-239-3655

www.stitchintree.com

Please contact us if you find an error in this pattern or have difficulty following these instructions.

© 2012 Stitchin' Tree LLC Woodbine, Iowa. All Rights Reserved.
Limited reproduction rights may be granted in accordance with contract terms.

