






FREE PATTERN

# 16 Nehemiah (Greek Cross)







Pattern for 6" finished block — All seams are 1/4".  
 Pressing directions are indicated.

Fabric needed for one block & Cutting instructions	
Dark	1/8 yard or scrap (1) 2-1/2" square (4) 1-1/4"x2-1/2" rectangles
Medium	1/8 yard or scrap (2) 2-7/8" squares, cut once diagonally 
Light	1/8 yard or scrap (2) 2-7/8" squares, cut once diagonally  (4) 1-3/4"x2-1/2" rectangles



## Instructions

1. Begin by stitching half-square units together as shown. Make (4) Medium/Light units. Press seams toward the Medium triangles.
2. Stitch a Dark rectangle and Light rectangle together, as shown. Press toward the Dark rectangle. Make (4) units. 
3. Create the top and bottom rows by stitching two half-square units from Step 1 on each side of the unit from Step 2, as shown. Press toward the half-square unit. Make (2) rows. 
4. Create the center section by stitching a the remaining units from Step 2 to each side of the large Dark square, as shown. Press seam toward the Dark square. 
5. Stitch the block together as shown. Press seams to the inside. 

*While Nehemiah was governed Judah for two terms, he rebuilt the walls of Jerusalem and instituted religious reform. Nehemiah depended heavily on God and prayed frequently to him. I chose the Greek Cross to represent Nehemiah because of his frequent prayers.*

Stitchin' Tree Quilts

Toll free 877-239-3655

www.stitchintree.com


Please contact us if you find an error in this pattern or have difficulty following these instructions.

© 2012 Stitchin' Tree LLC Woodbine, Iowa. All Rights Reserved.  
 Limited reproduction rights may be granted in accordance with contract terms.



FREE PATTERN


# 16 Nehemiah (Greek Cross)



This is Block 16 of a 73 block series representing the 39 books of the Old Testament, 7 books of the Apocrypha, and 27 books of the New Testament. I chose to name the blocks after books of the Bible as a testament to my faith. I call the finished quilt "Bible Studies." Whether Catholic or Protestant, I hope each block will have a special meaning to the quilt maker. For me, reviewing the books of the Bible recalled many of my favorite bible stories and passages. I include a bit of Bible history for each block. I have used, as a reference, the New Oxford Annotated

Bible with the Apocrypha, Revised Standard Version, 1977, an Ecumenical Study Bible.

The lap quilt shown at right is one of three possible settings for the Bible Studies blocks. In this setting, Genesis is constructed (4) times for the outer border cornerstones.



*Parts of Nehemiah are misplaced, and they really belong in Ezra. This makes it difficult to read Nehemiah chronologically. Ezra and Nehemiah were originally one book, written as a supplement to 1st and 2nd Chronicles.*

Stitchin' Tree Quilts

Toll free 877-239-3655

[www.stitchintree.com](http://www.stitchintree.com)

Please contact us if you find an error in this pattern or have difficulty following these instructions.

© 2012 Stitchin' Tree LLC Woodbine, Iowa. All Rights Reserved.  
Limited reproduction rights may be granted in accordance with contract terms.

