





FREE PATTERN

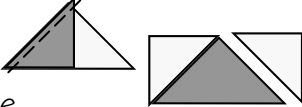


15 Ezra (Indiana Puzzle)



Pattern for 6" finished block — All seams are 1/4".
 Pressing directions are indicated.

Fabric needed for one block & Cutting instructions		
Dark	1/8 yard or scrap (2) 2-3/8" squares, cut once diagonally	
Medium 1	1/8 yard or scrap (2) 2-3/8" squares, cut once diagonally	
Medium 2	1/8 yard or scrap (2) 2-3/8" squares, cut once diagonally (1) 4-1/4" square, cut twice diagonally	
Light	1/8 yard or scrap (6) 2-3/8" squares, cut once diagonally	

Instructions

1. Begin by stitching half-square units together as shown. Make (4) Dark/Medium1 units. Press seams toward the Dark triangles. Make (4) Light/Medium2 units. Press seams toward the Medium2 triangles.
2. Stitch a Light triangle to each side of a large Medium2 triangle to form the flying geese units, as shown. One point of the Light triangle will slightly overlap the Medium triangle (approx. 3/8"). Press toward the Light triangles. Trim dog ears. Make (4) units. 
3. Stitch the half-square units from Step 1 together, as shown. Press seams open. Make (4) units. 
4. Create (4) quarter sections by stitching a flying geese unit from Step 2 to a unit from Step 3 as shown. Press seam toward flying geese unit. Make (4) units. 

Continued, next page...

Originally Ezra and Nehemiah were a single book. The book was written by the Chronicler as a supplement to Chronicles.. Chronicles ends with the destruction of Jerusalem, and Ezra begins with the return from captivity, restoration of religion and rebuilding the temple.

Stitchin' Tree Quilts

Toll free 877-239-3655

www.stitchintree.com


Please contact us if you find an error in this pattern or have difficulty following these instructions.

© 2012 Stitchin' Tree LLC Woodbine, Iowa. All Rights Reserved.
 Limited reproduction rights may be granted in accordance with contract terms.





15 Ezra (Indiana Puzzle)





This is Block 15 of a 73 block series representing the 39 books of the Old Testament, 7 books of the Apocrypha, and 27 books of the New Testament. I chose to name the blocks after books of the Bible as a testament to my faith. I call the finished quilt "Bible Studies." Whether Catholic or Protestant, I hope each block will have a special meaning to the quilt maker. For me, reviewing the books of the Bible recalled many of my favorite bible stories and passages. I include a bit of Bible history for each block. I have used, as a reference, the New Oxford Annotated Bible with the Apocrypha, Revised Standard Version, 1977, an Ecumenical Study

Bible with the Apocrypha, Revised Standard Version, 1977, an Ecumenical Study Bible. The lap quilt shown at right is one of three possible settings for the Bible Studies blocks. In this setting, Genesis is constructed (4) times for the outer border cornerstones.



Instructions, continued

5. Stitch (2) quarter units together as shown. Press seams away from the Dark triangle. Make (2) units.
6. Stitch the two sections together to complete the block. Press the seam open.



I chose the Indiana Puzzle to represent Ezra because the book is not written chronologically. Some of the Chronicler's supplement is divided between Nehemiah and Ezra, with some of Nehemiah's text appearing in Ezra and some of Ezra's text appearing in Nehemiah — truly a puzzle to read.

Stitchin' Tree Quilts

Toll free 877-239-3655

www.stitchintree.com

Please contact us if you find an error in this pattern or have difficulty following these instructions.

© 2012 Stitchin' Tree LLC Woodbine, Iowa. All Rights Reserved.
Limited reproduction rights may be granted in accordance with contract terms.

