





FREE PATTERN

# 14-2 Chronicles (Sunlight & Shadows)






Pattern for 6" finished block — All seams are 1/4".  
 Pressing directions are indicated.

Fabric needed for one block & Cutting instructions		
Dark	1/8 yard or scrap (2) 2" squares (2) 2-3/8" squares, cut once diagonally	
Medium	1/8 yard or scrap (4) 2" squares (4) 2-3/8" squares, cut once diagonally	
Light	1/8 yard or scrap (2) 2" squares (2) 2-3/8" squares, cut once diagonally	



## Instructions

1. Begin by stitching half-square units together as shown. Stitch (4) Light/Medium units. Press seams toward the Medium triangles. Stitch (4) Dark/Medium units. Press seams toward the Dark triangles.
2. Using (2) Medium squares, (1) Medium/Dark half-square and (1) Medium/Light half-square, piece the top and bottom rows, as shown. Press seams from Light to Dark. Make (2) units.
 
3. Using (1) Dark square, (1) Light square, (1) Medium/Dark half-square and (1) Medium/Light half-square, piece the center rows together, as shown. Press seams from Dark to Light. Make (2) units.
 
4. Stitch the rows together, as shown, to complete the block. Press seams open.
 

*2 Chronicles continues the story of Solomon's reign, and continues the writing style that describes Solomon as an ideal monarch, second only to King David. The Chronicler writes very little about the northern kingdom (Israel) because he felt it did not represent the true Israel.*

Stitchin' Tree Quilts

Toll free 877-239-3655

www.stitchintree.com


Please contact us if you find an error in this pattern or have difficulty following these instructions.

© 2012 Stitchin' Tree LLC Woodbine, Iowa. All Rights Reserved.  
 Limited reproduction rights may be granted in accordance with contract terms.




FREE PATTERN

## 14-2 Chronicles (Sunlight & Shadows)



This is Block 14 of a 73 block series representing the 39 books of the Old Testament, 7 books of the Apocrypha, and 27 books of the New Testament. I chose to name the blocks after books of the Bible as a testament to my faith. I call the finished quilt "Bible Studies." Whether Catholic or Protestant, I hope each block will have a special meaning to the quilt maker. For me, reviewing the books of the Bible recalled many of my favorite bible stories and passages. I include a bit of Bible history for each block. I have used, as a reference, the New Oxford Annotated Bible with the Apocrypha, Revised Standard Version, 1977, an Ecumenical Study Bible.

The lap quilt shown at right is one of three possible settings for the Bible Studies blocks. In this setting, Genesis is constructed (4) times for the outer border cornerstones.



*I chose the Sunlight and Shadows block to represent 2 Chronicles because of the distinct division between the northern kingdom (Israel) and southern kingdom (Judah). The chronicler's negative view of the northern kingdom may be linked to the general hatred of Samaritans.*

Stitchin' Tree Quilts

Toll free 877-239-3655

[www.stitchintree.com](http://www.stitchintree.com)

Please contact us if you find an error in this pattern or have difficulty following these instructions.

© 2012 Stitchin' Tree LLC Woodbine, Iowa. All Rights Reserved.  
Limited reproduction rights may be granted in accordance with contract terms.

