


FREE PATTERN



13- 1 Chronicles (Old Tippecanoe)




Pattern for 6" finished block — All seams are 1/4".
 Pressing directions are indicated.

Fabric needed for one block & Cutting instructions		
Dark	1/8 yard or scrap (2) 2" squares (3) 2-3/8" squares, cut once diagonally	
Medium	1/8 yard or scrap (5) 2-3/8" squares cut once diagonally	
Light	1/8 yard or scrap (6) 2-3/8" squares, cut once diagonally	

Instructions

1. Begin by stitching half-square units together as shown.
 Stitch (4) Dark/Light units. Make (2) Dark/Medium units.
 Stitch (8) Medium/Light units. Press seams open.



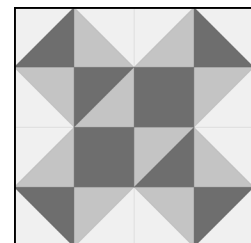
2. Piece the top and bottom rows, as shown. Press seams to the right. Make (2) units.



3. Piece the center rows together, as shown. Press seams to the left. Make (2) units.



4. Stitch the rows together, as shown, to complete the block.
 Press seams open.



I chose Tippecanoe to represent 1 Chronicles because President Harrison was elected with the slogan "Tippecanoe and Tyler Too." Harrison was promoted by the media (chroniclers) to be the hero of Tippecanoe, when the facts of the battle may have indicated otherwise. Likewise, the Chronicler describes the reigns of David and Solomon, not as they were, but as they should have been.

Stitchin' Tree Quilts

Toll free 877-239-3655

www.stitchintree.com


Please contact us if you find an error in this pattern or have difficulty following these instructions.

© 2012 Stitchin' Tree LLC Woodbine, Iowa. All Rights Reserved.
 Limited reproduction rights may be granted in accordance with contract terms.



FREE PATTERN


13- 1 Chronicles (Old Tippecanoe)



This is Block 13 of a 73 block series representing the 39 books of the Old Testament, 7 books of the Apocrypha, and 27 books of the New Testament. I chose to name the blocks after books of the Bible as a testament to my faith. I call the finished quilt "Bible Studies." Whether Catholic or Protestant, I hope each block will have a special meaning to the quilt maker. For me, reviewing the books of the Bible recalled many of my favorite bible stories and passages. I include a bit of Bible history for each block. I have used, as a reference, the New Oxford Annotated Bible

with the Apocrypha, Revised Standard Version, 1977, an Ecumenical Study Bible.

The lap quilt shown at right is one of three possible settings for the Bible Studies blocks. In this setting, Genesis is constructed (4) times for the outer border cornerstones.



In the Hebrew Bible, 1 and 2 Chronicles were originally a single book and may have included the books of Ezra and Nehemiah.

Stitchin' Tree Quilts

Toll free 877-239-3655

www.stitchintree.com

Please contact us if you find an error in this pattern or have difficulty following these instructions.

© 2012 Stitchin' Tree LLC Woodbine, Iowa. All Rights Reserved.
Limited reproduction rights may be granted in accordance with contract terms.

