

# My **BERNINA** Basic Operation Class Supplies

## Sewing Machine Workbook 1

The following fabrics, notions, and accessories are needed to complete the exercises in the My BERNINA Sewing Machine Workbook 1: Basic Operation.

Fabrics				
Qty	Fabric Type	Size	Exercises	Examples
7	Firm Woven	4" x 6"	Securing Stitches, pg. 8 Turning Corners, pg. 9 Zigzag Stitch, pg. 10 Triple Straight Stitch, pg. 12	Heavy muslin High-quality quilting cotton Medium weight denim
1	Heavy Flannel	6" x 7"	Blind Hem, pg. 11	Wool flannel Brushed denim
2	Cotton Interlock	4" x 6"	Vari-Overlock Stitch, pg. 13	T-shirt knit
2	Spandex	2" x 6"	Stretch Stitch, pg. 14	Lycra
1	Medium Weight Cotton	12" x 4"	Gathering Over Cord, pg. 15	High-quality quilting cotton
3	Heavy Flannel	6" x 6"	Manual Buttonholes, pg. 17 Auto. Buttonholes, pg. 18 - 19	Wool flannel Brushed denim
3	Firm Woven	4" x 8"	Attaching Buttons, pg. 20 Stitching Zippers, pg. 21	Heavy muslin High-quality quilting cotton Medium weight denim
Notions and Accessories				
Notion or Accessory			Exercises	
Optional: Quilting Seam Guide or Seam Guides with Rulers			Securing Stitches, pg. 8	
Two narrow cords such as perle cotton or embroidery floss, 18"			Gathering over Cord, pg. 15 Manual Buttonholes, pg. 17	
Three pieces of lightweight tear-away stabilizer, 3" x 6"			Manual Buttonholes, pg. 17 Automatic Buttonholes, pg. 18 - 19	
Optional: Buttonhole Cutter and Block			Manual Buttonholes, pg. 17 Automatic Buttonholes, pg. 18 - 19	
One piece of lightweight tear-away stabilizer, 4" x 4"			Attaching Buttons, pg. 20	
4"-7" neckline zipper			Stitching Zippers, pg. 21	
Needles and Threads				
Metrosene Polyester or Silk-finished 50-wt. cotton			For all stitch exercises	
80/12 Universal Needles (Ballpoint may be used for knit fabrics)			For all stitch exercises	

Collect a variety of sewn samples in the classroom to reinforce the stitches, techniques, and sewing applications discussed and shown in class. For the Sewing Machine Workbook 1: Basic Operation class, show any or all of the following:

Seaming  
Edgestitching  
Stretch Stitching  
Zipper Applications

Zigzag Stitching  
Blind Hemming  
Gathering

Triple Straight Stitching  
Overlock Stitching  
Buttons and Buttonholes


# My **BERNINA** Basic Operation Class Supplies

## Sewing Machine Workbook 1


The following presser feet are needed to complete the exercises in the My BERNINA Sewing Machine Workbook 1: Basic Operation. The items listed in bold and marked as optional accessories are not included with the purchase of the machines.

Presser Feet List		
BERNINA Presser Feet	bernette Presser Feet	Exercises
Reverse Pattern Foot #1/1C/1D	Zigzag/Universal Foot	Securing Stitches, pg. 8 Turning Corners, pg. 9 Zigzag Stitch, pg. 10 Blind Hem, pg. 11 Triple Straight Stitch, pg. 12 Stretch Stitch, pg. 14 Stitching Zippers, pg. 21
Overlock Foot #2/2A	<b>Overcasting Foot (optional accessory)</b>	Vari-Overlock Stitch, pg. 13
Automatic Buttonhole Foot #3A	Automatic Buttonhole Foot	Automatic Buttonholes, pg. 18 -19
Standard Buttonhole Foot #3/3C	4-step Buttonhole Foot	Manual Buttonholes, pg. 17
Zipper Foot #4	Zipper Foot	Stitching Zippers, pg. 21
Blind Hem Foot #5	<b>Blind Hem Foot (optional accessory)</b>	Blind Hem, pg. 11
Embroidery Foot #6	Zigzag/Universal Foot <b>Cording Foot (optional accessory)</b>	Gathering Over Cord, pg. 15
<b>Edgestitch Foot #10/10C/10D (optional accessory)</b>	Zigzag/Universal Foot	Triple Straight Stitch, pg. 12
<b>Zipper Foot with Guide #14 (optional accessory)</b>	Zipper Foot	Stitching Zippers, pg. 21
<b>Button Sew-on Foot #18 (standard on 880; optional accessory on other BERNINA models )</b>	<b>Button Sew-on Foot (optional accessory)</b>	Attaching Buttons, pg. 20
<b>Clear Embroidery Foot #39/39C/39D (optional accessory)</b>	Zigzag/Universal Foot <b>Cording Foot (optional accessory)</b>	Gathering Over Cord, pg. 15


The following eBooks are included in the My BERNINA Classes - Basic Operations folder as resource materials, ideas for additional classes, and/or handouts for students to continue the learning process.



Just Sew It eBook  
Zipper Applications



Just Sew It eBook  
Machine Hemming



Just Sew It eBook  
Gathering Techniques



Just Sew It eBook  
Machine Appliqué