


## Women of the Bible



# Block 3: Sarah



Fabric needed for one block & Cutting instructions

Dark 1	Fat 1/8 or scrap (4) 2-1/4"x5-1/2" rectangles
Dark 2	Fat 1/8 or scrap (4) 2-1/4"x3-7/8" rectangles
Medium	Fat 1/8 or scrap (2) 3-7/8" squares
Light	Fat 1/8 yard or scrap (2) 3-7/8" squares

The miraculous conception and birth of Isaac is a common Bible story found in Genesis chapters 17-21. God had promised Abraham that his descendants would multiply like the sands of the seashore, yet Sarah, Abraham's wife, was barren. Sarah and Abraham tried to conceive a child for many years, but were not successful. Sarah had always had a strong faith in God, but after years of trying to conceive, she became impatient. Sarah offered her slave, Hagar, as a surrogate mother. Hagar bore Abraham a son, and flaunted it in Sarah's face. It was a difficult time for Sarah, as she continued to be barren. When Sarah was 90 years old and Abraham was 99, God appeared to Abraham and promised him that Sarah would bear a son, the promise of Israel. Three angels later appeared and confirmed that Sarah would conceive. Sarah laughed when she heard this. God turned Sarah's laughter into faith, and she began to believe in God's promise.

*By faith Sarah herself also received strength to conceive seed, and she bore a child when she was past the age, because she judged Him faithful who had promised.. Therefore from one man, and him as good as dead, were born as many as the stars of the sky in multitude—innumerable as the sand which is by the seashore. **Hebrews 11:-11-12*** The New Oxford Annotated Bible Revised Standard Version.

Sarah's faith was tested again when God asked Abraham to offer Isaac up as a sacrifice. She also had to live through years of Hagar's son taunting Isaac. Who can fault a mother's love? As mothers, we would do just about anything to ensure the safety of our children. When she thought that Isaac was in danger, Sarah's faith weakened and she begged Abraham to cast Hagar and Ishmael out into the wilderness.

We must always remember to live in the faith given to us by God, and when that faith is weak, we should think of Sarah. God's will is not always coordinated with our personal timetable. No matter how impatient we become, we cannot rush God's plan. Sarah is a perfect example.

**Stitchin' Tree Quilts**

Toll free 877-239-3655 [www.stitchintree.com](http://www.stitchintree.com)


Please contact us if you find an error in this pattern or have difficulty following these instructions.

© 2014 Stitchin' Tree LLC Woodbine, Iowa. All Rights Reserved.  
Limited reproduction rights may be granted in accordance with contract terms.





# Block 3: Sarah




Pattern for a 10" finished block—All seams are 1/4".  
Pressing directions are indicated.


*There's a lot more to Sarah's story. Did you know that she was also Abraham's half-sister? It was not uncommon for half-siblings who had the same father, but different mothers to marry. Later, this practice became illegal. Also, did you know that TWICE Abraham allowed Sarah to be taken into the harem of other men? If you want to learn more about Sarah, read Genesis chapter 17-21.*

## Instructions:

1. Begin by stitching a Dark #2 rectangle to the side of each Light and Medium square, as shown. Press toward the Dark rectangle. Make (2) Light and (2) Medium units.




2. Position the units from Step 1 so that the Dark #2 rectangle is on the bottom of the unit, as shown. Stitch a Dark #1 rectangle on the right side of each unit. Press toward the Dark #1 rectangle. Make (2) Light and (2) Medium units.



3. Piece a Light and Dark unit together, as shown to form a section. Press toward the Dark #1 rectangle. Make (2) sections.

3. Piece a Light and Dark unit together, as shown to form a section. Press toward the Dark #1 rectangle. Make (2) sections.

4. Stitch the two sections together, as shown, to complete the block. Press seams open.



The actual cutting measurements for this block should be in 1/16ths, not 1/8ths. Your unfinished block may need to be trimmed to 10-1/2".

*Stitchin' Tree Quilts*

Toll free 877-239-3655 [www.stitchintree.com](http://www.stitchintree.com)

Please contact us if you find an error in this pattern or have difficulty following these instructions.

© 2014 Stitchin' Tree LLC Woodbine, Iowa. All Rights Reserved.  
Limited reproduction rights may be granted in accordance with contract terms.



Women of the Bible




# Block 3: Sarah

Finished 10"

Sarah was long on faith, but short on patience. I chose Patience Corner to represent Sarah and her lack of patience. Ultimately, God's will prevailed.

The space below is provided for your personal reflection.



## Stitchin' Tree Quilts

Toll free 877-239-3655 [www.stitchintree.com](http://www.stitchintree.com)  
Please contact us if you find an error in this pattern or  
have difficulty following these instructions.

© 2014 Stitchin' Tree LLC Woodbine, Iowa. All Rights Reserved.  
Limited reproduction rights may be granted in accordance with contract terms.

