

BRANUM'S

SEWING & VACUUM SUPERSTORE

Sewing, Quilting, & Training Classes

Inside this issue:

- | | |
|----------------------------|-----------------------------|
| 2 Silhouette Cameo Classes | 9 January Calendar |
| 3 Sewing Classes | 10 February Calendar |
| 5 BERNINA Training | 11 Clubs |
| 6 Serger Training | 12 Quilting Classes |
| 6 Embroidery Classes | 15 Guilds & Clubs |
| 7 BERNINA 8 Series | 15 Policies and Information |
| 7 Software Training | 16 Quilt Block Swap |
| 8 December Calendar | 16 Special Classes |

*Wishing you and yours a very
Happy Holiday Season*

dyson

melco



Simplicity
The modern sewist's ally since 1851

BERNINA⁺
Nothing Sews Like A Bernina. Nothing.

ROYAL
SEWING MACHINES

"Thinking of you..."
Electrolux



BRANUM'S

SEWING & VACUUM SUPERSTORE

3230 Washington Rd. Martinez, GA 30907

706-860-5434

www.branums.com



Find us on
Facebook

Vacuums • Sewing Machines • Fine Fabric • Service • Repair • Monogramming • Classes • Training

Silhouette Cameo Classes

We are excited to announce Megan Krenz as a new educator for us here at Branum's Sewing and Vacuum. Megan has been working with the Silhouette Cameo for about 4 years!

CAMEO BASICS 1

-Megan Krenz

Learn the basics of your Silhouette Cameo from turning it on to adding letters. Megan will also cover adjusting your blade on the cutter to ensure your project looks great every time!

Class Fee \$30

December 8th & 16th • 10:00am-12:00 noon

January 13th • 10:00am-12:00pm

February 24th • 10:00am-12:00pm

CAMEO BASICS 2 WITH SKETCH PENS

-Megan Krenz

Dive a little deeper into the software of the Cameo, and learn all about splitting designs, editing and CREATING! This class will build your confidence to accomplish great new things with your Cameo cutter. Learn how to make your very own stationery and home décor. The things you can do with these sketch pens are endless. You will need basic Cameo knowledge for this class.

Class Fee \$30

December 10th & 18th • 10:00am-12:00 noon

January 26th • 10:00am-12:00pm

February 19th • 10:00am-12:00pm



CAMEO VINYL CUTTING

- Megan Krenz

In this class you will learn all the techniques necessary to produce quality vinyl cut-outs using your Silhouette Cameo. Create your own home décor and even a monogram for your car window! Come let Megan share her knowledge with you!

Class Fee \$30

January 27th • 10:00am-12:00pm

CAMEO APPLIQUE CLASS

-Megan Krenz

Applique made easy! Make your own applique projects including monograms and designs using the fabric cutter blade! Come and enjoy a fun day with applique!

Class Fee \$30

February 3rd • 10:00am-12:00pm

Sewing Classes/Bag Classes/ Home Decorating

BEGINNING SEWING

- Julie Zachary

Would you love to learn how to sew but don't know where to start? Do you need to acquaint yourself with your sewing machine, learn how to take measurements, layout and cut your pattern, or learn to read sewing directions? Then this is the class for you. By the end of the 4-part session, you will complete a simple pillowcase, and pajama bottoms created by you—just for you! If you don't own a sewing machine but would love to learn the creative art of sewing, we will provide a BERNINA sewing machine for you to sew on at no additional cost.

Class Fee: \$85 + class supplies

January 7th, 14th, 21st & 28th

5:30pm-8:30pm

February 2nd, 9th, 16th & 23rd

10:00am-1:00pm

INTERMEDIATE SEWING


- Julie Zachary

Ready for the next step in improving your sewing skills? Then this class is the perfect one to take you from the basics of sewing to an intermediate level and knowledge base. Open to all makes and models of sewing machines and we welcome anyone who wants to go to the next creative level.

Class Fee: \$85 + class supplies

February 4th, 11th, 18th & 25th

5:30pm-8:30pm



JON JON/A-LINE JUMPER

- Gigi Taft

Ready to start sewing for that special little boy or that sweet little princess? Complete a fully lined one piece boys jon jon or a little girls jumper—it's quick and very easy to complete. A great project for applique!

Class Fee: \$40 + class supplies for each class, or \$65 for both classes.

Pattern included.

JUMPERS: January 8th • 1:00pm - 4:00pm

JON JONS: January 9th • 1:00pm - 4:00pm

MAGIC MADEIRA APPLIQUE

- Gigi Taft

Learn a great applique technique using wash away basting thread, that is both easy and beautiful! We will create a pillowcase with a scalloped hem using this old Spanish technique that can also be applied to little girls dresses and other projects.

Class Fee: \$40 + Pattern & class supplies

January 22nd • 1:00pm-4:00pm

BIRTHDAY TABLE RUNNER

- Janie Sims

Want to create that special tradition for your family? This is the project you need! This table runner can decorate your birthday table each year for your family's special day!

Class Fee: \$50 + Pattern & class supplies

January 3rd • 10:00am-2:00pm

SEWING WITH KNITS

- Julie Zachary

Learn to sew with knits, and you don't need a serger! We will be making the Playtime tunic and leggings from the Oliver +S pattern in this two part class. Sewing with knits? Yes you can!!

Class Fee: \$60 + Pattern & class supplies

January 5th • 9:30am-12:30pm

January 12th • 9:30am-12:30pm

Sewing Classes

HEIRLOOM TECHNIQUES

- Jeanna Hanna

In this two day class, we will build a notebook of basic heirloom techniques, and learn how to use a wing needle, denim needle, and twin needles. We will also cover pinstitching, pintucks, and decorative stitches, and use these techniques to create a baby heirloom tote bag. Participants will need an excellent working knowledge of their sewing machine. Please arrive at 9:30am to set up your machine and be ready to begin class promptly at 10:00am.



January 16th & 17th

10:00am-5:00pm

HEIRLOOM DRESS

- Jeanna Hanna

Participants must have already attended the Heirloom Techniques class. This advanced two day class will create a basic heirloom dress using beginner heirloom techniques. A pintuck foot is required (5 groove recommended). Please arrive at 9:30am to set up your machine and be ready to begin class promptly at 10:00am.



**February
13th & 14th
10:00am-
5:00pm**

HAND APPLIQUE

- Jennifer McClanahan

This class will learn the ins and outs of needle turn applique.

Class Fee: \$40

February 7th • 9:00am-12:00pm

BABY BUBBLE

- Gigi Taft

A simple and sweet lined bubble that is quick and easy to make. The Children's Corner "Taylor" pattern makes the perfect summer romper for backyard visits or a trip to the beach.

Class Fee: \$40 + pattern & class supplies

February 27th 1:00pm-4:00pm

I-CASE - Janie Sims

Do you know someone that has an iPad? They need a case for it! This project is quick and easy PLUS looks so professional! Fits both the standard iPad and the iPad mini.

Class Fee:

\$40 + Pattern & class supplies

January 5th • 5:30pm-8:30pm



New Machine Training Classes

As of March 2014

Branum's Sewing and Vacuum offers Machine Training Classes for every make of machine that is sold in our store. We will help you get started with your machine training from the basics such as cleaning and maintenance to utilizing standard and optional feet, and mastering your embroidery skills. There is a class for everyone from the most basic and portable Bernette's to the 8 series sewing and embroidery machine's and everything in between.

Branum's now offers machine training classes specifically for the 8 series owners. Come and take advantage of these classes that are tailored specifically for this amazing and multifaceted sewing and embroidery machine.

To get the most out of your machine training experience please make sure you follow these simple guidelines:

- 1.) You MUST call or stop by and sign up for classes so that we can be prepared for you. Class space is limited and kits are prepared for your use. There is a \$5 kit fee per class.
- 2.) Please bring to EACH class your machine manual, pen and paper, 1 spool of sewing or embroidery thread, 1 bobbin with thread, cleaning and repair kit (included w/ machine) and all you feet.
- 3.) Magnification if needed i.e.; reading glasses etc.
- 4.) Please do not bring children with you to class.
- 5.) Please be on time - this is to mean please have your machine set up and ready to go 10 MINUTES BEFORE your scheduled class time.

Thank you for your cooperation and we look forward to helping you reach all your sewing dreams.

BERNINA Machine Training

**Please Note we are offering some MT
Classes as combined full days classes**

BERNINA MACHINE TRAINING 1

This machine training class will cover the basics of sewing machine operation, including maintenance and care of your machine. You will be introduced to basic sewing stitches and an overview of standard presser feet, and learn to identify and use the on screen icons and function buttons.

Class fee: FREE + \$5 kit fee

January 8th • 10:00am - 1:00pm

February 5th • 10:00am - 1:00pm

BERNINA MACHINE TRAINING 2

A continuation of Machine Training 1, you will build on your skills using the built in functions and stitches of your machine. Learn about optional accessory presser feet and see a demonstration of the use of the featured "BERNINA Foot of the Month". This class will also cover buttonholes.

Class fee: FREE + \$5 kit fee

January 15th • 10:00am - 1:00pm

February 12th • 10:00am - 1:00pm

BERNINA MACHINE TRAINING 3

This third machine training class is a continuation of MT 1 and MT 2. Students will be introduced to the use and function of the Bernina Stitch Regulator, also known as a "BSR", and have fun learning about free motion quilting using your BSR. Practice straight line, echo, and in the ditch machine quilting techniques, as you learn about the use and function of a "walking foot". *Please note: both the walking foot, and the BSR are optional accessories and do not come with your machine. You are not required to have these feet in order to participate in this class. *

Class fee: FREE + \$5 kit fee

January 22nd • 10:00am - 1:00pm

February 26th • 10:00am - 1:00pm

ALL Machine Training Classes are FREE
with machine purchase from Branum's + \$5 kit fee.

Serger Training

SERGER TRAINING 1

- Susan Lewis
All makes & models

Class fees:

Free for BERNINA Machines
+ \$5 class kit fee

\$30.00 for all other makes and
models of sergers

January 14th • 10:00am-12:30pm
February 18th • 10:00am-12:30pm

SERGER TRAINING 2 *

- Susan Lewis
All makes & models
*Intermediate Level

You must be able to thread your own
Serger to take this class. This class is
for Sergers with Cover-Stitch capabilities
only.

Class fees:

Free for BERNINA Machines
+ \$5 class kit fee

\$30 for all other makes and models
of sergers

January 21st • 10:00am - 12:30pm
February 25th • 10:00am-12:30pm

ALL Serger Classes
are FREE

*with machine purchase
from Branum's.*

Embroidery Machine Training Classes

MACHINE TRAINING EMBROIDERY 1 (NON 8 SERIES)

Take your sewing knowledge into the fun
and exciting world of machine embroidery
and monogramming. Learn everything
from choosing the correct stabilizer, to
transferring designs and so much more. This
class will cover your machine's embroidery
capabilities and focus on all things embroidery/
monogramming.

Class fee - FREE + \$5 kit

January 6th • 2:00pm - 5:00pm

MACHINE TRAINING EMBROIDERY 2 (NON 8 SERIES)

Want to learn more? Take your sewing
knowledge to the next level of embroidery and
monogramming!

Class fee - FREE + \$5 kit

January 13th 2:00pm - 5:00pm



BERNINA Machine Training 8 Series Only

We have added new classes this quarter to meet the specific needs of the 8 series owners. Please make sure you sign up for "8 series" classes, not Basic Machine Training Classes.

8 SERIES MACHINE TRAINING EMBROIDERY 1

-- Kim McLyman

This class only applies to 800 Series machines and will introduce you to the use and function of your embroidery unit. You will learn how to use and apply your embroidery icons as you stitch out a sample. We will also cover the use of stabilizers, how to hoop challenging items, and use of appropriate threads and needles.

Class fee: FREE + \$5 kit

January 6th • 9:00am -12:00pm

February 10th • 9:00am -12:00pm

8 SERIES MACHINE TRAINING EMBROIDERY 2

-- Kim McLyman

Class fee: FREE + \$5 kit

January 7th • 9:00am - 12:00pm

February 11th • 9:00am -12:00pm

Computer & Software Clubs



Software Sampler

-- Kim McLyman

**BACK BY
POPULAR
DEMAND**

Bernina Software Only (No Computer Necessary)

Have you heard the news? BERNINA educators host the coolest clubs in the industry! They have teamed up with Branum's to present monthly in-store virtual club sessions. Our talented BERNINA Educators are ready to inspire you ..Virtually! Learn new techniques, enjoy the friendship of fellow BERNINA owners and take a break from your busy life!

Class fee: \$15

January 24th • 11:00am - 12:30pm

February 28th • 11:00am - 12:30pm

SOFTWARE 7 CLUB

-- Susan Lewis

Come discover embroidery software on a whole new level with the innovative features of BERNINA Embroidery Software 7. Explore all the wonderful things that you can do with your new software! Each session will explore a new technique. Please call ahead to sign up!

This class is exclusive to Software 7 purchased at Branum's and is FREE. Classes are held the 1st and 3rd Sundays of the month.

Class is held the 1st and 3rd Sunday of the month

December 7th & 21st • 1:00pm - 4:00pm

January 4th & 18th • 1:00pm - 4:00pm

February 1st & 15th • 1:00pm - 4:00pm

For those that can not attend a Sunday class, we offer a make up class two Fridays each month.

December 5th & 19th • 10:00am - 1:00pm

January 2nd & 23rd • 10:00am - 1:00pm

February 6th & 20th • 10:00am-1:00pm


DECEMBER




Sun	Mon	Tue	Wed	Thu	Fri	Sat
	1	2	3	4	5 Software 7 10-1 Sew Sew Silly—6pm- ?	6 Modern Geese Quilt 1pm-5pm
7 Software 7 1-4pm	8 Cameo Basics 1 10-12pm	9 Snocking Guild 6pm-8pm	10 Cameo 2 10-12pm	11	12	13 Jagged Edge Quilt 1pm-5pm Hot Flashes 10-11:30
14	15 Tshirt Quilt 10am-4pm	16 Modern Quilt Guild 6-8pm Cameo 1 10-12pm	17	18 Cameo 2 10-12	19 Software 7 10-1pm	20
21 Software 7 1-4pm	22	23	24	25 Merry Christmas!	26	27 \$5 Quilt 9am & 10am
28	29	30	MERRY CHRISTMAS! CHRISTMAS!			

JANUARY



Sun	Mon	Tue	Wed	Thu	Fri	Sat
				1 	2 Software 7 10-1 Dear Jane 6-8pm	3 Birthday Table Runner 10-2pm Frank's 8 series Maint. Class 2:30-3:30pm
4 Software 7 1-4pm	5 Sewing with knits 9:30-12:30 Icase 5:30-8:30	6 8 series emb training 9-12 Machine emb training 2-5pm	7 8 series emb training 2 9-12 Beginning quilting 1-4 Beginning sewing 5:30-8:30	8 Christmas Jumper 2-5pm Machine training 1 10-1	9 Christmas Jon Jon 1-4 Sew Sew Silly 6-?	10 Hot Flashes 10-11 Tops done now what? 10-4pm
11	12 Sewing with Knots 9:30-12:30	13 Smocking Guild 6- 8pm Cameo 1 10-12pm Machine emb train- ing 2-5	14 Beginning Quilting 1-4 Sergee 1 10-12:30 Beginning Sewing 5:30-8:30pm	15 Machine Training 2 10-1	16 Heirloom Techniques 9-5pm	17 Heirloom Techniques 9-5pm
18 Software 7 1-4	19 Dresden Plate Quilt 10-4pm	20 Quilt motion Software 9-1pm Modern Quilt Guild 6-8pm	21 Beg Quilting 1-4pm Sergee 2 10-12:30 Beg Sewing 5:30-8:30	22 Magic Madeira Applique 2-5pm Machine Training 3 10-1	23 Software 7 10pm-1pm	24 \$5 quilt 9 & 10am Software Sampler 11-1230
25	26 Cameo 2 with sketch pens 10-12	27 Cameo Vinyl 10-12	28 Beg Quilting 1-4pm Beg Sewing 530-830	29	30	31 Quilt Improvisation with curves 1-5pm Hippity

FEBRUARY

Sun	Mon	Tue	Wed	Thu	Fri	Sat
1 Software 7 1-4pm	2 Beginner Sewing 10-1pm	3 Cameo Applique 10-12pm	4 Intermediate Sewing 530-830	5 Machine Training 1 10-1pm	6 Software 7 10-1 Dear Jane 6-8pm	7 Hand Applique 9-12pm Unparalleled Improv 1-5pm
8	9 Beg Sewing 10-1pm	10 8 series Emb training 9-12 Smocking Guild 6-8	11 Intermediate Sewing 5:30-8:30 8 series machine emb 9-12	12 Machine Training 2 10-1pm Mnogram Wizard 6-9pm	13 Heirloom Dress—9-5 Sew Sew Silly 6-??	14 Heirloom Dress -9-5
15 Software 7 1-4	16 Beg Sewing 10-1pm	17 Quilt motion PanoStacker 9-1pm Modern Quilt Guild 6-8pm	18 Intermediate Sewing 5:30-8:30 Sergey 1 10-1:230	19 Franks Maint Class 1-2pm Cameo 2 w/sketch pens 10-12 Valentine's Day	20 Software 7 10-1 	21 All over quilting with attitude 9-5pm
22	23 Beg Sewing 10-1pm	24 Cameo 1 10-12pm	25 Int Sewing 5:30-8:30 Sergey 2 10-12:30	26 Machine Training 3 10-1	27 Baby Bubble 1-4	28 \$5 quilt 9&10am Software Sampler 11-12:30 Whirl Away 1-5pm Block swap 2-4

Quilting and Sewing Clubs

\$5 Quilt Club

4th SATURDAY of Every Month @ 9am

Enrollment is ONLY open every January. \$5 Quilt Club is a 12 month on-going Club

\$5 QUILT SERIES

- Susan Lewis

This fun class is held the 4th Saturday of each month, and starts promptly at 9:00am with a 30-minute lecture and Power Point presentation. Start with simple blocks and work toward more advanced techniques. This is a great class for those who want to expand their quilting knowledge. And YES you can make 12 blocks for just \$5.00 if you follow all of the rules. Please call to register so that we have enough kits for everyone.

**COME FOR \$5 QUILT AND STAY
FOR DONUTS ON US AT BRANUM'S**

December 27th • 9:00am or 10:00am

January 24th • 9:00am or 10:00am

February 28th • 9:00am or 10:00am

SEW SEW SILLY

- Jennifer McClanahan

Come hang out with the gang! Spend a Friday night sewing, snacking, and visiting with other sewing enthusiasts. Bring any project you wish to work on OR just bring yourself and have an evening of great fun. This club is for anyone and everyone who wants to sew with a fun group of sewing enthusiasts and is a great opportunity to get in some sewing time while enjoying the company of others.

**We meet the 2nd Friday of every month
@ 6:00pm.**

Class Fee: \$5

December 5th • January 9th • February 13th

HOT FLASHES BLOCK OF THE MONTH

- Jennifer McClanahan

This fun and sassy sampler is a perfect escape from the stress of that crazy job, family or just life in general. Do this quilt in one of two separate color ways - Bright Batiks or Red/Black and White.

This is not a lecture class.

January 10th • 10:00am-11:00am

COMING SOON OUR
2015 "Secret"
Block of the month!



**Dates and Times
will be announced
very soon!**

Quilt Classes

MODERN GEESE QUILT

- Heather Miller

This quilt could be made by a beginner! We will be making easy flying geese, half-square triangles and parallelograms, which will combine into triangles, chevrons and diamonds! This modern quilt has limited repetition of pattern, and a lot of negative space which equals less work to put it together.

Class Fee: \$50 + pattern & class supplies

December 6th • 1:00pm - 5:00pm

JAGGED EDGE QUILT -

Heather Miller

* This quilt is 45 x 60 inches – a perfect size for a throw or baby quilt. If you would like it larger I can share with you how to enlarge the pattern. It is a hard-edged modern design, but an easy quilt to make with only two different blocks. If you can sew a straight seam, you can make this quilt! Pattern purchase required.

Class Fee: \$50 + pattern & class supplies

December 13th

1:00pm - 5:00pm



T-SHIRT QUILT

- Julie Zachary

It's time to make that heirloom quilt from your favorite t-shirts.

Class fee: \$70

December 15th • 10:00am-4:00pm

February 7th • 1:00pm-7:00pm

WHIRL AWAY

- Heather Miller

This is a modern paper-pieced quilt that is suitable for those who understands the basics of paper-piecing. It is about 65 x 80 inches and doesn't have a lot of repetition – so it's NOT boring to make! If you like pinwheels, paper-piecing and modern quilts – THIS is the class for you! Pattern purchase required.

Class fee: \$50 + supplies

February 28th 1:00pm-5:00pm



Quilt Classes

BEGINNER QUILTING

- Heather Miller

Want to learn to quilt? Learn from the beginning, the easy steps of quilting. This class will teach you all the tricks of the trade and is for the absolute novice quilter, or anyone who wants to sharpen their basic skills. This quilt will be made by you, start to finish. You will learn how to choose fabric, cut with a rotary cutter and quilting rulers, stitch blocks together, use a design wall to create your own pattern, as well as sandwich, bind & label a quilt. There will be homework! Once you sign up for the class you will be handed Lesson 1 – choosing & purchasing fabric as well as a list of basic quilting supplies you will need. No pattern is required – you will create it as you go! Anything you purchase at Branum's for use in this class will be 20% off. You will need to bring your own machine to class – be sure you know how to sew a straight stitch on it.

Class fee: \$85
(covers all 4 classes)
January 7th,
14th, 21st & 28th
1:00pm-4:00pm



TOPS DONE, NOW WHAT?

- Lynn Buske

Do you have a collection of quilt tops that need to be completed and you don't know what to do? This class is for you! Lynn will be teaching you everything from measuring for backing, what types of batting and even getting it ready for the long-arm!

Class fee: \$70
January 10th • 11:00am-5:00pm



DRESDEN PLATE QUILT

- Jennifer McClanahan

A new spin on an old favorite that combines the traditional quilting techniques of strip piecing and Dresden Plate construction to create a visually striking quilt!

Class fee: \$70
January 19th
10:00am-4:00pm

QUILTMOTION CLASS

- Rita Sperry

This is an introduction to quilt motion. Rita has been working with this software for a few years and is eager to share her knowledge! If you have purchased this quilting program and want to dig in deeper into what the software is capable of you don't want to miss this class!

Class fee: \$50
January 20th
9:00am-1:00pm

Quilt Classes

QUILTMOTION PANO-STACKER

- Rita Sperry

This class will cover a feature in the software that is called "Pano-Stacker". You will be designing your own quilting pattern to quilt out on the frame using Quilt-Motion software.

Class Fee: \$50.00

February 17th • 9:00am-1:00pm

QUILTING IMPROVISATION WITH CURVES


- Heather Miller

Circles and arcs create such movement and dynamism in quilts. This sample quilt was made with plexiglass templates. In this workshop/class you will come up with your own design, working with a design wall as well as producing the circles and curves, using the method you would prefer. There will be a clamshell sample available made from an Accuquilt die as well. You choose how you want to create the curved pieces: pre-bought templates, dies or templates you create yourself from freezer paper or template plastic. Come prepared with the supplies necessary for the template type you have chosen, as well as fabric! This is a class for the quilter who has experience enough to feel confident to not use a pattern nor any predetermined amount of fabric. This is improvisational quilting – NO pattern required!

Class fee: \$50

January 31st

1:00pm-5:00pm



BUNNY QUILT

- Kim McLyman

Get ready for spring and Easter with this fun and cheerful pieced quilt. This intermediate quilt looks great in both bright and pastel colors.

Class fee: \$50

January 31st 9:00am-1:00pm

ALL OVER QUILTING WITH ATTITUDE

- Lynn Buske

This class is designed for those who want to learn free motion quilting, but are afraid to try. This simple and easy pattern includes lots of stops, so you have a way to remove pins and decide where to go next. The designs are pretty and not complicated. When you get the basics, we will play with buzz says, swirls, gears, sunshines, flowers, and feathers.

Class fee: \$60 + \$10 supply kit

February 21st • 10:00am-4:00pm

UNPARALLELED IMPROVISATION

- Heather Miller

Is it time to stop duplicating someone's design square by square and create your own? This is the place to start! This will be more of a workshop than a class. We will begin on graph paper and pencil and finish with a modern quilt. Bring your unleashed enthusiasm for doing your own thing and see where you end up.

Class fee \$50 + supplies

February 7th 1:00pm-5:00pm

Guilds and Clubs

2nd Monday of each Month is Guild Discount day, let us know what guild you belong to and receive 20% off all Fabric and Notions (Excludes BERNINA products)

SOUTHERN BELLES CHAPTER OF THE SMOCKING ART GUILD

Smocking Art Guild meets the 2nd Tuesday of each month 6:00pm - 8pm Join us for this fun evening of laughter and learning.

No Experience Necessary

December 9th • January 13th • February 10th

AUGUSTA MODERN QUILT GUILD



MODERN QUILT GUILD

The Augusta Modern Quilt Guild will meet the 3rd Tuesday of each month at 6 pm. They welcome ALL who are interested, even if you are a beginning sewist!

December 16th • January 20th • February 17th

DEAR JANE CLUB

Have you ever heard of the Dear Jane Quilt? Have ever wanted to start a Dear Jane Quilt, or looking to finish your Dear Jane Quilt? Come join the Club. We will be sharing ideas, techniques, working with the Dear Jane software, and solving problems in this new friendship group. Bring your machine and work on your blocks.

Cost is just \$5

December 5th • January 2nd • February 6th

Important Information

CLASS POLICIES

Registration and Payment:

We accept class sign-ups as soon as the newsletter is printed and placed on the website. Payment in full is required at the time of registration. You may register and pay:

1. In person in the store.
2. By mail with a check (please include a note with the details of the class or use registration form).
3. By phone with a credit card.

Cancellation:

1. We reserve the right to cancel a class due to insufficient enrollment. Every attempt will be made to give you 7 days notice if we must cancel a class. You may receive your refund by choosing one of the following methods:
 - a. A full cash refund.
 - b. Transfer the class fee to another class during the same quarter.
2. No refunds will be given after the class begins. No Show - No Refund.
3. If a class fills extremely fast, we sometimes offer a waiting list. Please ask if you are interested.

SUPPLY LISTS:

1. Supply lists are given at time of paid registration. The cost of supplies are not included in the class fee unless so noted.
2. Please purchase your supplies before class. Supplies should be purchased at the store. We offer a discount of 10% for class supplies.
3. Please do not wait until the last minute to buy your supplies. As you know, picking out fabric takes time and we would hate for you to miss the beginning of your class. Instructors will not wait for you to begin the class.
4. Typically a minimum of 4 students is required to hold a class.
5. You may want to check with us before you buy your supplies to be sure a class is a go.

OTHER INFORMATION:

1. If a class is full you may have your name placed on a waiting list in case a student cancels.
2. No make ups on sewing classes. If you miss a class or need additional help you can make arrangements with the class instructor at her professional fee.
3. Please be considerate of others. Do not bring children to class, wear heavy perfume or use cell phones during class. Please be on time for class or better yet, come 15 minutes early to set up your sewing space. Classes begin promptly at the scheduled time. If you are unable to make the class session, please call so we will know not to expect you.
4. We do have class maximums. These may vary with the class being offered. Register early to avoid having to be placed on a waiting list.
5. The use of cell phones is disruptive to other paying students and instructors. Please wait until class breaks or step outside for calls.
6. Please mark your calendar with your classes. We do not make reminder calls. We will call if a class is cancelled or changed.

QUILT BLOCK SWAP

WINTER WONDERLAND

February 28th • 2:00pm-4:00pm

1. Make nine 12½ inch (unfinished) blocks of your choice.
2. Bring 8 blocks to the swap. You will select other blocks at the swap to take home.
3. Don't forget your WINTERY SCARF as your gift to swap.

Special Classes

FRANK'S MAINTENANCE CLASS

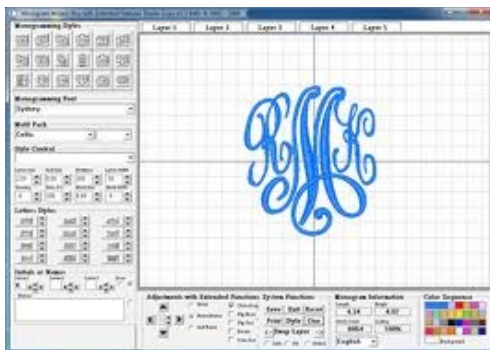
Come in and enjoy an hour with our master technician Frank, who will cover basic practices that eliminate many common issues you may experience at home. You'll learn about proper threading, needling, oiling do's and don'ts, hook importance, tension tricks, and more. Empower yourself to trouble shoot and maintain your BERNINA at home!

8 Series Machines -- January 3rd • 2:30pm-3:30pm

All other Bernina Machines -- February 19th • 1:00pm-2:00pm

CHARLY'S MONOGRAM WIZARD CLASS

Would you like to get all you can out of your Monogram Wizard? If so, you don't want to miss this class. Charly works with Monogram Wizard everyday. He will guide you through an introductory level course for Monogram Wizard Plus, covering the basics of this powerful lettering software. Attendees should bring their hard copy of Monogram Wizard Plus Users Guide, as well as their laptops with Monogram Wizard Plus Software pre-loaded.



Class Fee: \$30 -- February 12th • 6:00pm-9pm

**We offer Customer Embroidery and Monogramming Services.
Come see Charly and Ruthann at**

BRANUM'S

SEWING & VACUUM SUPERSTORE

3230 Washington Rd • Martinez, GA 30907

706.860.5434 • nickm20@yahoo.com

www.branums.com

STORE HOURS Monday-Friday: 9-6 • Saturday: 9-5



Bobby Jones Exp (1-520)	Taylor • Warren Hyundai • Baptist		1-20
	Washington Road		
	★ BRANUM'S		

Disclaimer Please be aware that we have made every effort to ensure that the information contained within this newsletter is correct and up to date. However, due to human error and printing oversights we are not able to guarantee the contents contained in the final product. Any corrections necessary will be posted on the website in a timely fashion and will be denoted.