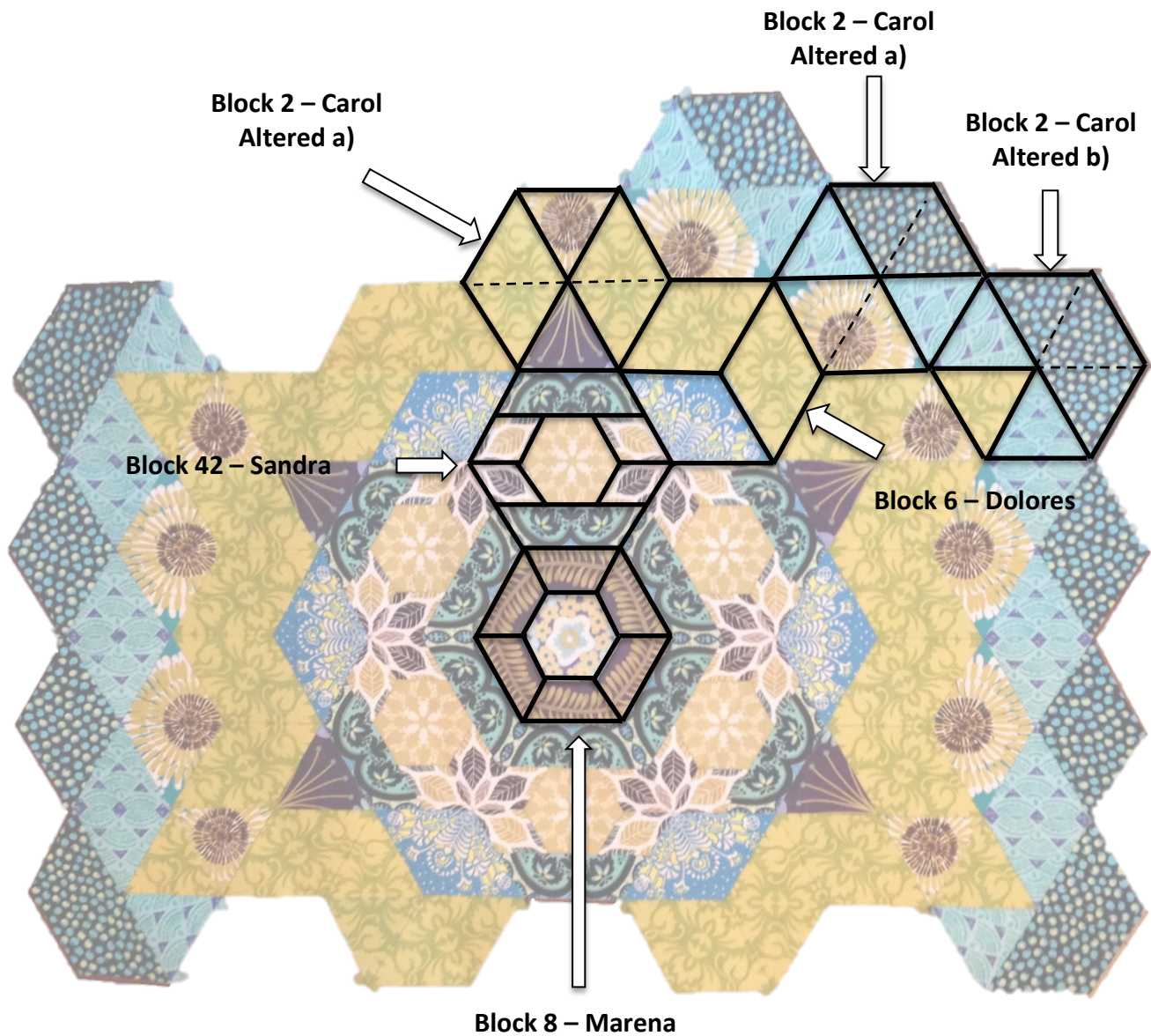


The New Hexagon – Millefiore Quilt-Along

By Katja Marek

Rosette 2



———— Division between pieces within the blocks, as shown in *The New Hexagon*

- - - - - Lines that have been removed from the blocks as shown in *The New Hexagon*

*The lines shown above are to show you the division between the pieces. They are not accurate and cannot be used to piece this quilt. *The New Hexagon – 52 Block to English Paper Piece* is required for general instruction on English Paper Piecing, glue-basting, fussy cutting and accurate block patterns.

©2014 Katja Marek All rights reserved. Instructions are for personal use only. Each participant must own their own copy of *The New Hexagon - 52 Blocks to English Paper Piece* (Martingale®) to make the blocks mentioned in these instructions.

No commercial use is authorized. By that I mean that you may not sell these instructions or make copies of the original blocks in the book to include with these instructions. You may however print these instructions for participants of a class or club provided that each participant owns their own copy of the book. Please give credit to me as the designer if showing or selling a finished quilt.

The New Hexagon – Millefiore Quilt-Along

By Katja Marek

Rosette 2



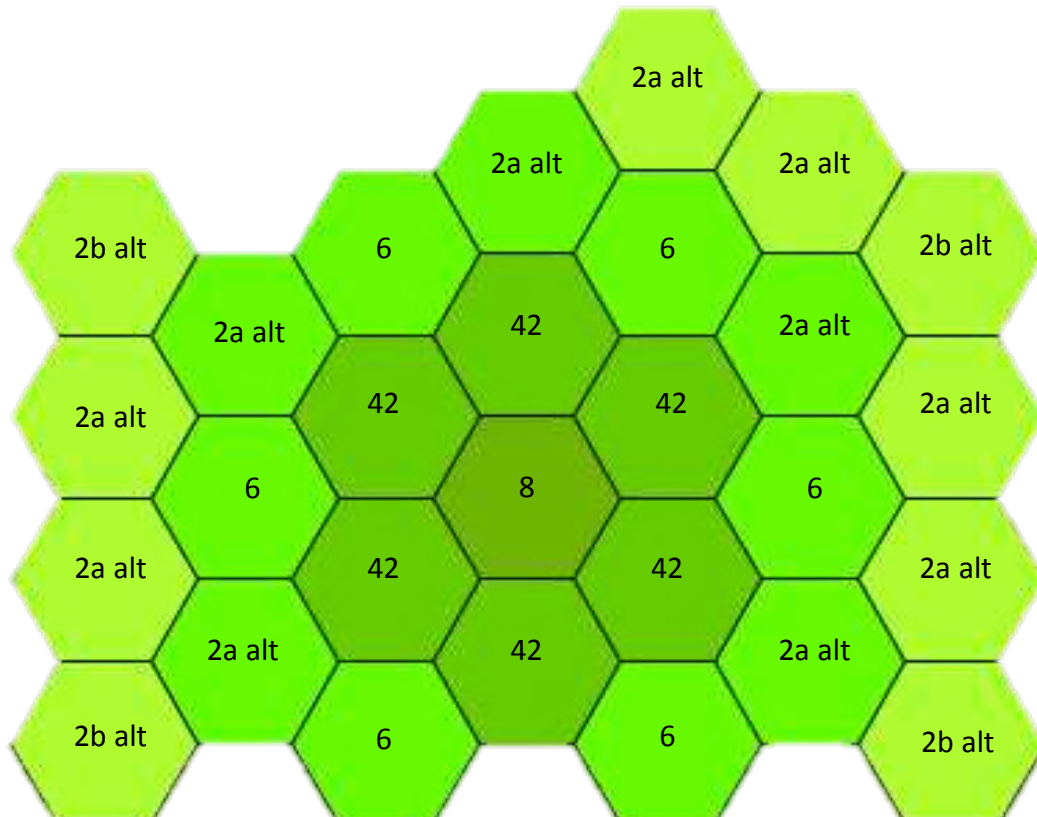
©2014 Katja Marek All rights reserved. Instructions are for personal use only. Each participant must own their own copy of *The New Hexagon - 52 Blocks to English Paper Piece* (Martingale®) to make the blocks mentioned in these instructions.

No commercial use is authorized. By that I mean that you may not sell these instructions or make copies of the original blocks in the book to include with these instructions. You may however print these instructions for participants of a class or club provided that each participant owns their own copy of the book. Please give credit to me as the designer if showing or selling a finished quilt.

The New Hexagon – Millefiore Quilt-Along

By Katja Marek

Rosette 2



Blocks used in Rosette 2

- Center:** Make 1 - Block 8: Marena used as printed.
- 1st Round:** Make 6 – Block 42: Sandra used as printed.
- 2nd Round:** Make 5 – Block 2: Carol a) altered.
Make 6 – Block 6: Dolores used as printed.
- 3rd Round:** Make 6 – Block 2: Carol a) altered.
Make 4 – Block 2: Carol b) altered.

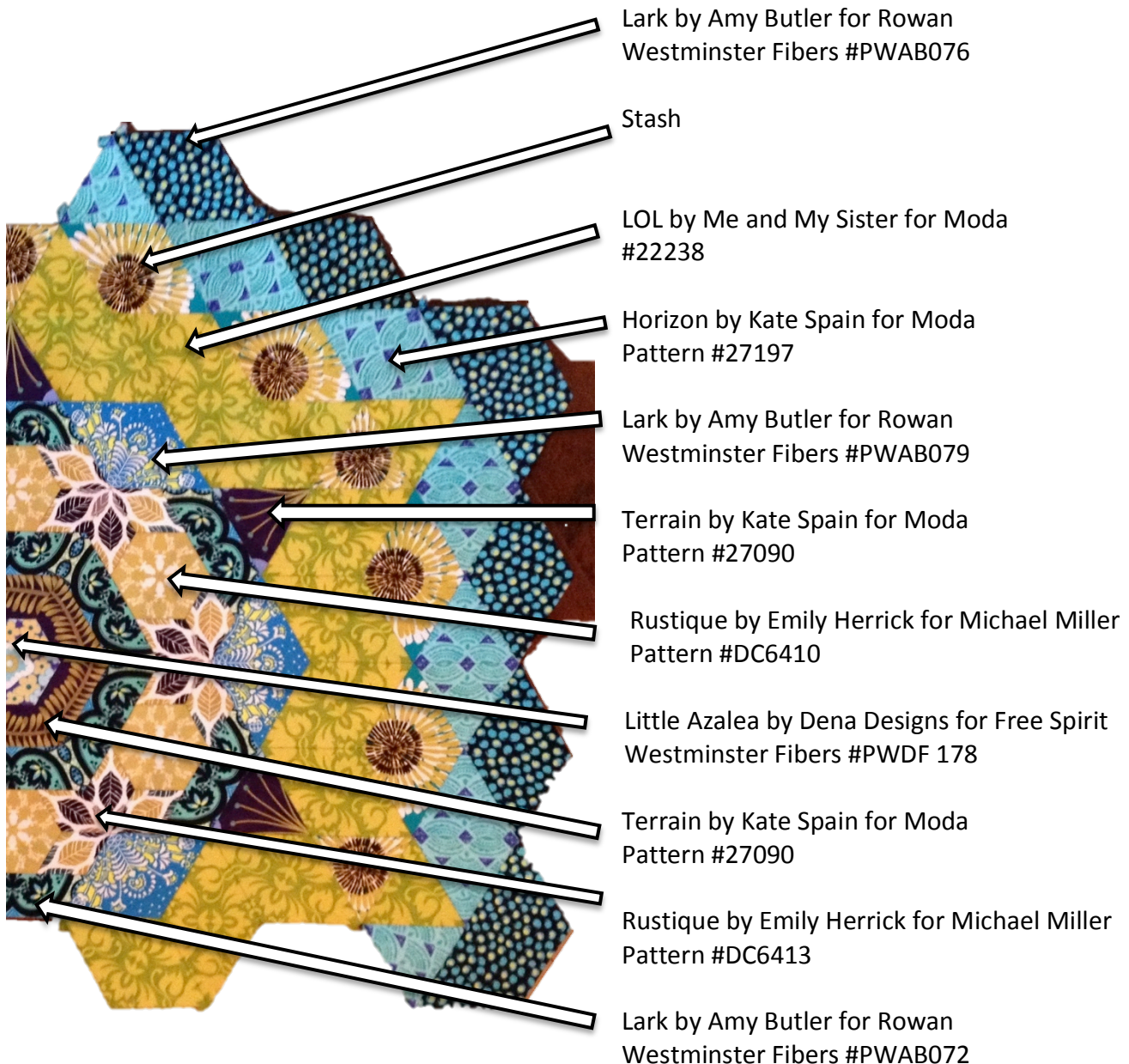
©2014 Katja Marek All rights reserved. Instructions are for personal use only. Each participant must own their own copy of *The New Hexagon - 52 Blocks to English Paper Piece* (Martingale®) to make the blocks mentioned in these instructions.

No commercial use is authorized. By that I mean that you may not sell these instructions or make copies of the original blocks in the book to include with these instructions. You may however print these instructions for participants of a class or club provided that each participant owns their own copy of the book. Please give credit to me as the designer if showing or selling a finished quilt.

The New Hexagon – Millefiore Quilt-Along

By Katja Marek

Rosette 2



©2014 Katja Marek All rights reserved. Instructions are for personal use only. Each participant must own their own copy of *The New Hexagon - 52 Blocks to English Paper Piece* (Martingale®) to make the blocks mentioned in these instructions.

No commercial use is authorized. By that I mean that you may not sell these instructions or make copies of the original blocks in the book to include with these instructions. You may however print these instructions for participants of a class or club provided that each participant owns their own copy of the book. Please give credit to me as the designer if showing or selling a finished quilt.