

BEAR PAW QUILTING AND BERNINA



Bear Paw Newsletter

Winter/Spring 2013



*Celebrating
10 years*

www.bearpawquilting.net • 208.664.1554

From Kathryn and Sandy

Do you remember what you were doing 10 years ago? It's hard to believe Sandy and I were working on opening a new Quilt Shop in Coeur d'Alene. Absolutely shocking that it has been that long, but then again look at how much has happened! We have grown, built our building and moved the store – and even that was 4 years ago now! It is all because of you and your support! We are grateful for the quilters and sewers in our community. Thank you!!

Join us in JANUARY for our 10th YEAR ANNIVERSARY SALE. Each day we will have a drawing and one lucky shopper will win a gift certificate equal to the amount of their purchase! It's our way of saying thank you for your continued support. Enter the drawing each day and join us for refreshments, savings and our extreme sale tables!

We are excited to welcome Shelly Fitzgerald to a more active role at Bear Paw. Shelly has been an instructor in our classroom for more than a year now and is an avid BERNINA sewer. She is stepping in to take over many of our machine classes as Sandra Swick has left Coeur d'Alene to join her husband in a new job position in Las Vegas. We will miss Sandra and wish her all the best! Shelly is very knowledgeable and we are thrilled to have her here to share her expertise.



More on the Bear Paw family...we have the best staff here at Bear Paw! You know many of them who give you expert help with finding that perfect fabric. Did you know that they all have their specialties off the floor to help Bear Paw continue to bring you the best? Carol is our inventory specialist and spends much of her day ordering and checking in stock. She also is our in-house stitchery expert. Cathy manages the assembly of Bear Paw kits, makes store samples (including silk quilts) and monitors & orders our office supplies. Cindy has worked part time for many years and has recently taken on the job of keeping Bear Paw clean and shiny for us. Cindy has also taught for us for all ten years we have been in business. Michele has taken a larger teaching role here at Bear Paw. We are grateful to have her expertise and supportive presence in the classroom. Willa uses her creative eye to create our beautiful fat quarter packs and takes charge of all of our shipping. Look around the store and see the beautiful work of all the Bear Paw staff! Every one of us takes part in making the quilts, bags and stitchery samples that we enjoy each day. Say "hello" to them next time you are in.

Bear Paw Quilting & Bernina

600 W Kathleen #10, Coeur d'Alene, Idaho 83815

Next to Fred Meyer

bearpawquilting@roadrunner.com

Phone:208-664-1554 • Fax: 208-664-7739



Store Hours

Monday, Tuesday & Friday	9:30 - 6:00
Wednesday & Thursday	9:30 - 8:00
Saturday	10:00 - 5:00
Sunday	11:00 - 5:00

Bear Paw Quilting will be closed to enjoy the holidays with our families!

New Year's Eve Day, December 31: Close at 5:00

January 1, 2013 - New Years Day

January 6th - Store Inventory

March 30th - Easter Sunday



Events



Celebrating **10 YEARS**

**BEAR PAW QUILTING & BERNINA
CELEBRATES OUR
10TH YEAR
ANNIVERSARY!**

**January 25th through January 27th
Friday, Saturday and Sunday**

Special Anniversary Sale!

*The first 10 people in the door each day will receive a
Gift Bag of goodies!*

15% OFF ALL FABRIC ON THE BOLT
10% ALL FULL PRICED MERCHANDISE
(excludes Bernina Machines)

Check out our \$1.00 table and our \$10.00 table
for extreme savings!

Win back the amount of your purchase by
entering your cash register receipt for a daily
drawing!

Thank you for supporting Bear Paw!
Come and share some cake and coffee and
celebrate with us!

Events



Receive
\$5 in
"Fabric Bucks"
when you register
and attend

THE STONEHENGE EVENT

**2 Sessions – 1 Day Only
Saturday April 13th**

MORNING EVENT 10:00 am – 12:30 pm
AFTERNOON EVENT 2:00 pm - 4:30 pm

Stonehenge is the #1 selling fabric in the country!

Inspired by the texture of rocks in the ruins of Stonehenge, the designers at Northcott have produced an entire line of over 150 colors in this beautiful collection to coordinate with those many incredible panels designed to give the look of intricate piecing.

Vic Dadika, of Northcott will be bringing all the fabulous samples you've seen in ads in national quilting magazines and will give a trunk show presentation covering all new quilts and projects that are available. Vic will also give a sneak peek on what's coming in the spring from Northcott. Come and be delighted by this journey to Stonehenge! Refreshments and door prizes will be offered.

*Please pre-register so we can plan,
space is limited for this special event.*

Don't miss this exciting presentation!

Registration is \$5 per person

7 Series

TRACI MARVEL of BIGFORK BAY COTTON COMPANY is COMING!

Traci, and her "sidekick", Jane Anderson will be here for a **MEET & GREET on Friday, April 5th from 1:00-4:00**. Come and see the Traveling Trunk Show of almost 100 quilts, visit with Traci and Jane and get your questions answered.

Join Traci for a **LECTURE on Friday evening, April 5th from 6:00-8:00pm, \$15 per person**. This will be a fun, informative and entertaining presentation!

If you haven't heard Traci before, don't miss this lecture!




Traci and Jane will teach a **SCHOOL HOUSE CLASS on Saturday, April 6th, 11:00-4:00, \$35 per person**. They will walk you through the process of tracing, fusing and finishing. Lecture and School House seating is limited, so sign up early!

COMING IN SEPTEMBER 2013 – JOAN WOLFROM

We are excited to have internationally known and well published author and designer, *Joan Wolfrom* coming to Bear Paw this fall! She has been sharing her knowledge of color, design, drafting and technique with many quilters in the US and Europe for over 30 years.

"Lighting Up Your Quilts"
2 day workshop - Friday & Saturday,
Sept 20 & 21
 \$90 for 2 day workshop
 Sign up now, space is limited!



The NEW BERNINA 750 QE

Extended Freearm

BERNINA Stitch Regulator

BERNINA Dual Feed



THE NEW 7 SERIES WITH THE REVOLUTIONARY BERNINA 9 HOOK

Bring this coupon into Bear Paw Quilting to receive your discount during the month of February 2013!

Bear Paw Quilting & Bernina February 2013 Stamp Card

20% off one item during the following week days:

3-8

10-15

17-22

24-28

Excludes Bernina software, sewing machines, sewing machine cabinets, class fees & already discounted items.

1 discount per purchase

BERNINA Test Drive!

The new BERNINA 7 Series Machines are here! These machines offer high quality sewing and embroidery features and bring with them the new 9-Hook sewing system, a first in the industry! Join us for one of the sessions listed below for some sewing play on one of these fantastic new machines. They are going fast so come and check out the new BERNINA 7 Series machines!

Saturday, January 26th 1:00-4:00

Tuesday, February 12th 1:00-4:00

Thursday, March 14 10:00-1:00

Friday, April 19 1:00-4:00

SPECIAL BEAR PAW QUILTING PRICING OFFERED EVERY DAY!

Ask about our special BERNINA financing available through GE Finance

BERNINA 780

The BERNINA 780 offers many features to make sewing easier. Inventions such as the semi-automatic threading system, the BERNINA Stitch Regulator (BSR), the BERNINA Dual Feed, and the embroidery system, are proof of this superior quality.



New owner Mastery classes are included with all Bernina Sewing Machines purchased at Bear Paw Quilting & Bernina. These Mastery classes will familiarize you with your sewing machine as well as introduce you to the functions, feet and accessories for your new Bernina. Please call to pre-register.

Mastery Basics:

Saturday Jan 12	10:00-1:00
Wednesday Jan 30	10:00-1:00
Saturday Feb 9	10:00-1:00
Tuesday Feb 26	10:00-1:00
Tuesday Mar 12	1:00-4:00
Saturday Mar 23	10:30-1:30
Tuesday Apr 9	6:00-9:00
Thursday Apr 25	10:00-1:00

Mastery Stitch Fun:

Sunday Jan 13	11:00-2:00
Thursday Jan 31	2:00-5:00
Sunday Feb 10	11:00-2:00
Wednesday Feb 27	10:00-1:00
Wednesday Mar 13	9:30-12:30
Sunday Mar 24	12:00-3:00
Sunday Apr 14	12:00-3:00
Friday Apr 25	2:00-5:00

Embroidery Mastery*:

Saturday Jan 12	2:00-5:00
Tuesday Mar 5	10:00-1:00

SERGER MASTERY*:

Saturday Feb 9	2:00-4:30
----------------	-----------

*Embroidery Mastery and Serger Mastery classes can also be done by appointment as needed.

BERNINA 800-SERIES MACHINE classes are available for new and current owners. Please contact us to set up an appointment with Shelly Fitzgerald, our Bernina Educator.

Beautiful Topstitching
Cordonnet Foot #11

This presser foot is specially designed for use with Cordonnet, a cord-like thread used for topstitching. The groove beneath the sole of the foot allows the thread to feed freely and correctly as it is stitched.

Couching, covering wire, and sashiko are all techniques easily accommodated by Foot #11.

Education Classes & Clubs

Education Classes & Clubs

Basic BERNINA Clubs are offered free of charge to all machine owners regardless of make or place of purchase. Pre-registration each month is required.

BERNINA Club

2nd Mondays 1:00-3:00 or 6:00-9:00pm
Jan 14, Feb 11, Mar 11, Apr 8

Enjoy fun and friendship while learning more about your machine, features and feet. Shelly Fitzgerald will help you to expand your sewing machine and creative sewing knowledge while learning new techniques and making small projects. All makes of machines are welcome. Check the classroom to see what fun projects are planned and come and join Bernina Club!



BSR Blast

Monday, Jan 14 or Mar 11

\$10/Class
10:00-12:00

Increase your competency with the fabulous BERNINA STITCH REGULATOR. Shelly Fitzgerald will show you how to improve your stitching while you get comfortable with your BSR and get ready for machine quilting all your projects, large and small!



Embroidery Club

3rd Mondays

Jan 21, Feb 18, Mar 18, Apr 15

\$6/Kit fee

2:00-4:30

Join Shelly Fitzgerald and utilize your Bernina embroidery machine to the fullest. Learn how to use a variety of techniques and stabilizers while making small projects. Machines that use USB are welcome.



Cutwork Software

3rd Saturdays,

Jan 19, Feb 16, Mar 16, Apr 20

\$40/4 classes

2:30-4:30

Continue to create with your Cutwork Software. Sherry Sterling will guide you through: Creating Clones, The Array Tool, Creating Diamonds and The Drawing Tools. Software Required



Intro to Embroidery Technology

Mon, Jan 21

Tues, Apr 9

\$15

10:00-12:00

1:00-3:00

Learn the basics of importing embroidery designs to your computer, software and USB stick for your embroidery machine. This class provides the information you need to get on your way embroidering! Laptop and USB stick required.



Quilting In The Hoop

Wed, Feb 20

\$15

1:00-4:00

Learn how to utilize your embroidery machine for finishing your quilts. Quilting in the hoop adds that professional look to your quilts. This class is designed for use of the Jumbo Hoop on the 750, 780 or 830 machines. Let Shelly Fitzgerald show you how.



Saturday Software Sampler

3rd Saturdays

Jan 19, Feb 16, Mar 16, Apr 20

\$15/mo

10:45-2:00

Expand your knowledge of the power BERNINA Designer Plus Software! Learn a new technique and see a project presented live from Chicago Bernina Education Center. Bring your laptop and join Shelly Fitzgerald for developing the project presented during class. Come with the last month's project complete and have your name included in our monthly prize drawing.



Serger Basics

Tues, Feb 26

\$35

2:00-5:00

Did you inherit a Serger, need a refresher or feel intimidated? Let Shelly Fitzgerald help you get comfortable with your machine. All brands of sergers are welcome as long as they are newer than 10 years old, and in good working condition. Learn basic stitches and care.

Serger Club

3rd Tuesdays

Jan 15, Feb 19, Mar 19, Apr 16

1:00-3:30

Learn more about your serger and its stitches! Bring your BERNINA serger (other brands welcome too!) for this free class. Shelly Fitzgerald has the following projects planned: January is back-to-basics, February & March combine to make a cover for your serger, and April will be construction of another type of "cover-up". Come and check it all out!



Stitches In Bloom "In The Hoop" Machine Embroidery

\$35 One time registration fee plus \$18/class

Mon, Feb 18, Mar 18, Apr 15 10:00-1:00

Come and make a beautiful garden done 'in the hoop', using your embroidery machine. You choose the colors for all your blooms. Each month Shelly Fitzgerald will show you how to bring your blocks to life. 6 months of techniques will yield you your own bouquet quilt. Patterns Included



Version 6 Software – Just The Basics \$15

Friday, February 22 1:00-4:00

If you already own, (or want to own!) Version 6, come and learn (or relearn) the basics and get comfortable with your software. Shelly Fitzgerald will start at the beginning to help you discover just how fun and easy Version 6 can be! Editor or Designer Plus Software Versions welcome.



NEW!!

The DesignWorks Software features the *CutWork*, *PaintWork* and *CrystalWork* components, turning your embroidery machine into a mixed media tool. With *CutWork*, you can cut shapes, patterns and designs from multiple layers of fabric. *PaintWork* allows you to apply pen drawings to fabric and textiles. Finally, you can create crystal applique patterns for textiles and garments using *CrystalWork*.

A YEAR TO CROW ABOUT

1st Saturday
February 2, March 2, March 30

\$15/month
10:00-1:00

With a panel to depict each month, this cute 12 block quilt will be a fun monthly project. Each month features a different panel picture. Join Cindy Little for this 7 month Block Of The Month quilt that you will want to use all year round. Kits available.



BEYOND BASICS

2nd Wednesdays 1:00-3:00 or 6:30-8:30
January 9, February 13, March 13, April 10

\$12.50/mo

Learn different techniques each month as you improve your piecing skills. Michele Sorensen will show you short cuts and tips while you construct a sampler quilt. Quilt Basics or some previous piecing experience required. Great for beginners, ongoing class so you can join anytime! Patterns Included.



HERE COMES SANTA kit pick-up

Starting Jan 15th pick-up kits on the 15th of each month (no class)

\$15 reg fee
\$7.50/month

Start on this Christmas quilt for 2013 using our kits created with this Bird Brain pattern. Monthly kits include pattern, background fabric, muslin backing and thread. Great take-along stitching project, or come to Carol's Sit & Stitch sessions.



LET THE SCHOOL BELL RING

4th Thursdays
February 28, March 28, April 25

\$10/class
6:00-8:00pm

Obtain a "degree" in quilt making from Jean Anne Sharrai, by following along on this 10 month lesson plan. Add to your quilting skills as you learn a different technique and create a different block each month. Great for beginners! Pattern Required – Kits Available



Block of the Month Classes

Classes

STITCHER'S GARDEN #2 (SEWING MACHINE)

\$15/mo
2:00-5:00

Monday, April 22

If you missed out on the first Stitcher's Garden, this is your chance to get in on the fun. This class will utilize the decorative stitches and other features on your sewing machine. Each month you will learn new techniques and learn about use of the machine feet in your collection. Join Patti Ormsby and create your very own beautiful bouquet quilt. Patterns Required



Don't miss our **STONEHENGE** Event April 13th!



BERNINA 350 PE

Stylish sewing from the first stitch to the last

- > Automatic buttonhole function
- > Extension table
- > Permanent memory function
- > Extensive stitch library



BALI NINE PATCH

Saturday, April 27

\$20
11:00-3:00

Create this fast and easy 9 patch block quilt using a different and easy construction and cutting method. This "Quilt In A Day" pattern uses 5 inch squares. Janet Wilson will show you how! Use the new 5 inch square Bali Snaps, Charm Squares, or your scraps to make a wall hanging, lap, twin, queen or king quilt. You choose the size! Pattern Required



BINDING YOUR QUILT

Tuesday, January 29
Monday, March 18

\$10
1:00-3:00
6:00-8:00

Time to put the finishing touch on your quilt? Come and let Michele Sorensen show you how to feel more confident in your binding skills. She will show you how to make it fit perfectly with cutting, calculating, corners and joining tips. Make a 'perfect' binding that will extend the life of your quilts!



CABLE APPLIQUE SWEATSHIRT JACKET \$15

Friday, February 8 2:00-5:00

Everyone loves this beautiful sweatshirt jacket! It is sewn using "Borders Made Easy" for the applique. Make them for every season, Shelly Fitzgerald will show you how. Dress it up or down depending on your fabric choice. Pattern Provided



DEAR JANE CLUB

Tues, Jan 8, Feb 5, Mar 5, Apr 9

\$10/month
1:00-3:00

Calling all "Janiacs"! Come and work on your blocks, or start a new series of these fun, hand pieced blocks! Willa Allison and her "janiacs" are followers of the Dear Jane designs by Brenda Papadakis. Share ideas, experience and have fun with this addicting project!




Classes

ENGLISH PAPER PIECING

Wed, Mar 6

\$12.50
6:30-8:30

Join Carol Mahoney and learn a simple technique for making grandmother's flower garden and many more designs. This is a great "take along" project. Turn your pieces into a beautiful pillow, wall hanging, framed piece or quilt.



FUN WITH DIAMONDS

Sun, Mar 3 and Sun, Mar 10

\$20/ 2 classes
2:30-4:30

Diamonds are easy and can make a great small quilt using almost any fabric style. Pat Proctor will show you how using a basic 6 inch wide ruler and fat quarters! Pattern Provided



FRIDAY SEW NIGHT

3rd Friday of the month
Jan 18, Feb 15, Mar 15, Apr 19

\$12.50
6:00-11:00 PM

Come join in on a night for working on a UFO or starting a new project. Bring a friend and have a night out with other quilters! We will provide a light dinner and you can shop for supplies or fabrics while you're here. So bring a friend, your machine, your supplies and an appetizer or dessert to share and join us for a Friday Sew Night! (Check out our new Monday Sew Day)



FUSIBLE APPLIQUE BASICS

Wednesday, April 24

\$20/class
1:00-4:00

We will focus on learning about different types of fusible, steps for fusing and more tips and techniques. Come and let Shelly Fitzgerald get you started on this fun and fast technique. Bring your fusible pattern, supplies and a smile and let's fuse!



Classes

HAND APPLIQUE BASICS

Thursday, March 7

\$25
10:00-2:00

Learn how to hand stitch all those beautiful flowers and fun patterns. Joann Kliever will guide you through an easy beginner technique for hand applique. You will create a little project in class and become a lover of hand work!



HAND EMBROIDERY – LEARN THE BASICS

Wed, Apr 17, Apr 24 & May 8

1:30-3:30

Have you ever wanted to learn hand embroidery? Come have fun and learn different techniques while you make a sampler of stitches. Martha Mashburn will show you how to get started and give you tips and tricks. Come and learn this hand technique used to create special pieces, embellish other work, accent personal quilt labels and much more! Pattern Required



HAND QUILTING

Sat, Feb 16 or Apr 20

\$20.00/class
1:00-4:30

Let Kay Connors guide you through the basics of the time honored art of hand quilting. Marking your quilt top, sandwiching layers and the quilting stitch will be covered. In our current fast paced world, learn to relax and enjoy this traditional method for finishing your quilt from an expert in the field.



HANNA'S HANDBAG

Sun, Feb 24

\$15.00
12:00-3:00

Choose wool, Woolies flannel or cotton to create a fun and functional handbag. This tote is easy to stitch and easy to customize with trims and buttons. Jean Anne Sharrai is your instructor.



Classes

HAPPY HEARTS

Sun, Jan 20

\$10.00

2:30-4:30

Make these cute hearts and add a new trick to your bag of quilting skills. This is similar to paper piecing but without having to remove little chunks of paper. Pat Proctor will show you how to utilize your scraps while you learn this new way to piece blocks. Pattern Provided.



HONEYCOMB STARS REFRESHER CLASS \$15.00

Sat, Apr 27

11:00-2:00

If you started the Honeycomb Stars or Seven Sisters hand pieced, stamp template, quilt last year and need some help to finish or just get a jump start, Carol Hampton is back! She will be here to review stamping, piecing and help with putting the pieces together. Newcomers are also welcome and get started on one of these fun projects.



Ask about the "Notion Of The Month"!

We will be doing demonstrations of different notions each month

BERNINA 550 QE

sewing and quilting to a professional standard

- > Absolute stitch control
- > Built-in BERNINA Stitch Regulator (BSR foot)
- > On-screen Creative Consultant
- > Extensive stitch package




Classes

JO'S LITTLE WOMEN CLUB **\$20 Registration Fee \$10/class**

Tues, Jan 22, Feb 19, Mar 19, Apr 16 6:00-8:30pm
OR Wed, Jan 9, Feb 6, Mar 6, Apr 3 10:00-12:30

Inspired by antique quilts, designer Jo Morton continues her Little Women Club, providing patterns exclusively to club members. Join us to create these nostalgic pieces while improving your piecing skills. Each month Paulette Steele will show you the techniques for a small quilt or project. Patterns Included.



JUDY NIEMEYER CLUB

\$15/mo

4th Wednesdays

Jan 23, Feb 27, Mar 27, Apr 24 5:30-8:30

Bring any Judy Niemeyer project and let Sandy McCause help you with paper piecing the "Judy way". If you don't know how to get started, put it aside for too long, run into a stumbling block or just run out of gas, come and get back on track! Judy's table runner club runners can come and get those finished! Sandy will also help with fabric selection if needed.



JUMBO TOTE

\$15

Wed., Mar 6

9:30-12:30

This is one of our most popular projects! Let Shelly Fitzgerald walk you through her great stiff sided tote, perfect for picnics, shopping, travel, storage, kids' stuff and of course quilting supplies! Pattern Required.



LACY LITTLE TEA TOWEL

\$15

Thurs, Feb 21

5:30-8:00pm

Jean Anne Sharrai will show you how to dress up an ordinary cotton tea towel by crocheting a lace edging to one end - totally shabby chic! Crochet experience is helpful but not required. Pattern Included.



Classes

LITTLE SECRET

Saturday, March 23

\$15

2:00-5:00

With some scrap basket squares (or those cute little Moda Candy Squares) and one cutting tool, you can solve the mystery of the "Little Secret" quilt. Clue #1 – The finished project is small but the blocks are simple. Join Jean Anne Sharrai for this quick "mystery quilt". Pattern provided.

MACHINE QUILTING BASICS

Saturday, February 23

\$20/class

10:00-1:00

Tuesday, April 23

5:30-8:30 pm

Finish that quilt you have worked so hard on with Jean Anne Sharrai's help. Learn the basics of machine quilting, from creating a quilt sandwich, to choosing and marking a design, to straight-line and free-motion stitching. This class is a must!

MACHINE QUILTING – BACKGROUNDS & BORDERS

Friday, March 22

\$20

10:00-1:00

Jean Shute will expand your quilting creativity with background fillers and border ideas. Make them larger and use them as an over-design. Take your cue from your fabrics to decide what to quilt. Jean will show you how!

MACHINE QUILTING – FABULOUS FEATHERS

Friday, March 8

\$20

10:00-1:00

Feathers can be fast, fun and easy. Learn the basics with Jean Shute, then branch out with several variations that will bring that "wow" look to your quilts.



Classes

MAKE IT MONDAY

4th Monday each month

January 28 – Snap Happy Bag

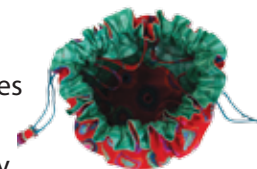
February 25 – Circle Jewelry Bag

March 25 – Travel Safe

\$15/class

2:00-5:00

Join Shelly Fitzgerald to learn new techniques, stitches and quick pattern ideas while making a fun project each month. Come in and take a look at the projects planned for this session. Sign up for all these monthly classes or choose the ones you want. Treat yourself to a fun afternoon and Make It Monday! Patterns may be required.



MONDAY SEW DAY

1st Monday of the month

January 7, February 4, March 4, April 1

\$12.50/month

10:00-3:00

Need some uninterrupted time to sew? Come to our new Monday Sew Day and get some sewing done while the kids are at school.... or if you don't like to go out at night (for our Friday Sew Night) come to this daytime sew. Work on that UFO or plan something new. We will provide pizza for lunch. So come on in and bring a friend, your machine, quilting supplies and have some fun! (No instructor)



ON THE GO! WITH ACCUQUILT GO! CUTTERS

Wednesday, March 27

1:00-4:00

\$15.00

So you have a GO! Cutter now what can you do with it? Come and have some fun with your AccuQuilt GO! or Baby GO! Cutter (or try ours). Shelly Fitzgerald will show you how to get the most use from your cutter, care for it and make it work for you!



PAPER PIECED POTHOLDERS

Saturday, February 23

\$12.50

2:00-4:30

Practice your paper piecing skills as you create these fun and functional paper pot holders. Jean Anne Sharrai will help you with this charm pack or scrap basket project. Pattern Provided.



Classes

PAPER PIECING MADE EASY

Friday, February 15
Sunday, April 7

\$20/class

10:00-1:00

11:00-2:00

Learn the basic techniques to make any paper piecing project. Paulette Steele will help you master this skill beginning with cutting fabric and placement for less waste and more accuracy. Pattern Provided.



PET PORTRAITS

Saturday, March 9

\$25

11:00-4:30

Create your very own pet portrait! Using a pattern specific to the breed of your pet, you will create a lasting portrait from fabric. This class will use a freeze paper technique for applique. Anyone can do it! There is also opportunity for "thread play" for a finishing touch. Come and join Willa Allison in this fun class and create a quilt that you will cherish for years to come. *Pattern Required. *You must sign up at Bear Paw for this class to order the pattern you want to use. Deadline for sign up is Saturday, Feb 23rd.



PIECING PINEAPPLES

Sunday, February 17

\$12.50

2:00-4:30

This is great quilt for combining your bright and cheerful fabrics. Bring your strips and learn to do large pineapple blocks using a simple 6 inch wide ruler. Pat Proctor will show you how. Pattern Provided



PRIMITIVE WOOL RUG HOOKING

Thursday, April 18 & April 25

\$25/2 classes

1:30-4:00

Learn the basics of traditional wool rug hooking in this informative class with Ann Lindahl. Use wool strips to make a summertime table mat or stool pad. This class will cover all techniques and shapes used for primitive rug hooking. Ann will cover the tools used, as well as pattern transfer. This project will help you to cover all the basics without requiring a lot of wool. There will be lots of time to practice and get tips from an expert! Pattern Provided




B 820 QUILTERS EDITION

*Come in and Test Drive
the Ultimate Sewing
and Quilting System*



BERNINA Stitch Regulator
Included



Bernina 820-830 Series Classes are available for new and current owners. Please contact us to set up an appointment with Shelly Fitzgerald, our Bernina 800 Series Educator.

www.bearpawquilting.net • 208.664.1554

Classes

PRIVATE LESSONS

Schedule Your Own Class

\$40

Don't see the exact class or technique you are looking for? Can't attend the time assigned for the class you want or maybe you prefer not to participate in a large class environment? Private sewing and quilting lessons are available at Bear Paw. Lessons are for 2 1/2 hours each and group lessons are available. Your own sewing machine in good working order is the required. Call us to schedule an appointment.



PUNCHNEEDLE

Friday, February 22

\$10

10:00-12:30

Join the revival of this, now again, popular needle craft using embroidery floss or pearl cotton. Once you try it you will be hooked! Michele Sorensen will show you how to get started or to perfect your technique. Pattern Required



QUILT BASICS

Thurs, Jan 24 & 31, Feb 7, 14 & 21

\$60/5 classes

10:00-1:00

OR Thurs, Mar 7, 14, 21, 28 & Apr 11 6:00-9:00pm

Want to make a quilt, but don't know how to get started? This is a great class for beginners or those looking to improve their basic skills. Learn all the tips and techniques as you make this six block sampler. Michele Sorensen will guide you through all the steps needed to create your own quilt, beginning with fabric selection and rotary cutting all the way through borders, batting & binding. Patterns Included.



QUILTING 101

Thursday, February 28 or April 11

\$25/class

9:30-3:00,

Spend a day learning the basics of quilting. These fun table runners are the perfect project to start with. Michele Sorensen will guide you through the skills of cutting, piecing, basic quilting and binding. This is the perfect alternative for people unable to attend Quilt Basics. Get started quilting! Book Required



Classes

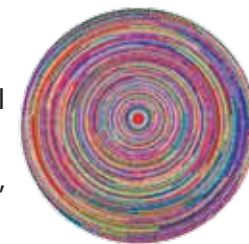
SCRAPPY COIL RUG

Sunday, March 17

\$15

12:00-2:30

Scrap and wrap your way to creating a round or oval rug using fabric strips and cotton clothes line. Let Jean Anne Sharrai teach you this technique that can be used to make lots of different projects, from rugs, bags, table mats....the list goes on and on! Pattern Included.



SEW SIMPLE

Jan 11, Feb 8, Mar 21, Apr 12

\$15/class

10:00-1:00

Do you want to learn to sew or are just returning to sewing? Shelly Fitzgerald will help you get started! There is a different fun and easy project each month. All are simple and designed to improve your sewing skills. Patterns Required



SIT & STITCH

Wed, Jan 16, Feb 20, Mar 20, Apr 17

\$10/month

6:30-9:00 pm

Come once or come every month for an evening to work on your hand stitching projects. All types of hand work welcome. Get your questions answered by our resident expert - Carol Mahoney. Bring an appetizer to share and set aside some time to Sit & Stitch!



bernette

BERNINA

bernette 15 *Upward Angle*

- > 28 stitches
- > Needle threader
- > Automatic buttonhole
- > 6 presser feet

Starting at \$299



www.bearpawquilting.net • 208.664.1554

Classes

Class Policies

STANDING OVATION Sunday, April 21

\$12.50
1:00-3:30

Spring has sprung on the “charm”-ing little wall quilt which features machine applique, jumbo rick-rack and prairie points. Join Jean Anne Sharrai to make this cute project. Pattern Required



STRIPPERS 3rd Tues, Jan 15, Feb 19, Mar 19, Apr 16 10:00-11:00

NO CLASS FEE

Join Shelly Fitzgerald every month for this new ‘strip club’. Sew up a wall hanging or quilt using a fast stripping and cutting method. There will be a different pattern each month using a Jelly Roll or Bali Pop. Come to class to see the next quilt revealed and pick up any tips or tricks for making that pattern. Receive 10% off supplies for the next project on class day. Bring your finished quilt top from the previous month and put your name in for a prize. Patterns Required



SUN'S UP EASY PLACEMATS Tuesday, April 23

\$15
1:30-4:30

Join Martha Mashburn and make these cute, quick and easy placemats. Create on the pre-cut, fusible batting that makes these easy to finish and place on the table by dinner time! Pattern Required



THE BISCUIT

Wednesday, February 6

\$10
6:00-8:00pm

Create “fabric origami” when you stitch 2 ½ inch strips of fabric together to make a fun and funky pincushion. Can you figure out the trick? Let Jean Anne Sharrai show you how to make this great gift idea (make one for yourself too)! Pattern Required



Class Policies

- Class fee is due at the time of registration. Phone registration with bank card payment only.
- A 10% discount is given on supplies & fabrics for the class.
- NO CELL PHONES IN CLASSROOM - if expecting an important call, please set phone to vibrate and take call out of the classroom.
- In consideration of others, please arrange to leave children and pets at home.
- Smaller classes may be held upstairs in our 2nd classroom. Please inform our staff at time of registration if the stairs present a problem.

Cancellation:

- 7 days notice required for refund or transfer to another class. (14 days notice for Special Guest Teachers as indicated in handout)
- We make every effort to fill classes, but if we must cancel we will attempt to notify you one week in advance.

Class Supplies:

- Please have supplies & fabric prepared per teacher’s supply list.
- Along with specific class supplies bring a general sewing kit-
- Sewing machine in good working order with 1/4” foot or mark
- Pins & Pin cushion
- Neutral thread and wound bobbins
- Seam Ripper
- Rotary cutter and mat
- Fabric & Paper Scissors
- Rulers – 6 x 24” or 6 x 12 (& 6 or 8” square)
- Pencil & Notebook

NOTICE: On mornings that classes begin the same time the shop opens, please DO NOT arrive more than 15 minutes before class to allow staff to complete their preparations. Thank you for your understanding.

January

Sunday	Monday	Tuesday	Wednesday	Thursday	Friday	Saturday
		1 Closed for New Years	2 Provence 6-8:30	3	4	5
6 Closed for inventory	7 Monday Sew Day 10-3	8 Dear Jane 1-3 Northern Stars 3-5	9 Little Women 10-12:30 Beyond Basics 1-3 & 6:30-8:30	10 Blessings Summer 6-9	11 Sew Simple 10-1	12 Mastery Basics 10-1 Embroid Mastery 2-5
13 Mastery Stitch Fun 11-2	14 BSR Blast 10-12 Bernina Club 1-3:30 Bernina Club 6-8:30	15 Strippers 10-11 Sergers Club 1-3:30	16 Sit & Stitch 6:30-9	17	18 Fri Sew Nite 6-11	19 Sat Software Sampler 10:45-2 Cutwork 2:30-4:30
20 Hoopsters 10-2 Happy Hearts 2:30-4:30	21 Intro Tech 10-12 Embroid Club 2-4:30	22 Little Women 6-8:30	23 J Neimeyer Club 5:30-8:30	24 Quilt Basics 10-1	25 10TH Anniversary Sale	26 10TH Anniversary Sale Bernina Test Drive 1-4
27 10TH Anniversary Sale	28 Stitchers Garden 10-1 Make It Monday 2-5 Stitchers Garden 6-9	29 Binding Your Quilt 1-3	30 Mastery Basics 10-1	31 Quilt Basics 10-1 Mastery Stitch Fun 2-5		

February

Sunday	Monday	Tuesday	Wednesday	Thursday	Friday	Saturday
					1	2 YrTo Crow BOM 10-1
3	4 Monday Sew Day 10-3	5 Dear Jane 1-3 Northern Stars 3-5	6 Little Women 10-12:30 Biscuit 6-8	7 Quilt Basics 10-1	8 Sew Simple 10-1 Sweatshirt Jacket 2-5	9 Mastery Basics 10-1 Sergers Mastery 2-4:30
10 Mastery Stitch Fun 11-2	11 Bernina Club 1-3:30 Bernina Club 6-8:30	12 Bernina Test Drive 1-4	13 Beyond Basics 1-3 Beyond Basics 6:30-8:30	14 Quilting Basics 10-1 Summer 6-9	15 Paper Piecing 10-1 Fri Sew Nite 6-11	16 Sat Software Sampler 10:45-2 Hand Quilting 1-4:30 Cutwork 2:30-4:30
17 Pineapple 2-4:30	18 Stitches In Bloom 10-1 Embroid Club 2-4:30	19 Strippers 10-11 Sergers Club 1-3:30 Little Women 6-8:30	20 Quilt In Hoop 1-4 Sit & Stitch 6:30-9	21 Quilt Basics 10-1 Lacy Tea Towel 5:30-8	22 Punchneedle 10-12:30 Version 6 Softwr 1-4	23 Machine Qilt Basics 10-1 Potheolders 2-4:30
24 Hannah Handbag 12-3	25 Stitchers Garden 10-1 Make It Monday 2-5 Stitchers Garden 6-9	26 Mastery Basics 10-1 Serge Basics 2-5	27 Mastery Stitch Fun 10-1 J Neimeyer Club 5:30-8:30	28 Quilting 101 9:30-3 School Bell BOM 6-8		

March

Sunday	Monday	Tuesday	Wednesday	Thursday	Friday	Saturday
					1	2
3 Diamonds 2:30-4:30	4 Monday Sew Day 10-3	5 Embroid Mastery 10-1 Dear Jane 1-3 Northern Stars 3-5	6 Jumbo Tote 9:30-12:30 Little Women 10-12:30 English Paper 6:30-8:30	7 Hand Applique 10-2 Quilt Basics 6-9	8 Fab Feathers 10-1	9 Pet Portraits 11-4:30
10 Diamonds 2:30-4:30	11 BSR Blast 10-12 Bernina Club 1-3:30 Bernina Club 6-8:30	12 Mastery Basics 1-4	13 Mastery Stitch Fun 9:30-12:30 Beyond Basics 1-3 Beyond Basics 6:30-8:30	14 Bernina Test Drive 10-1 Quilt Basics 6-9 Blessings Summer 6-9	15 Fri Sew Nite 6-11	16 Sat Software Sampler 10:45-2 Cutwork 2:30-4:30
17 Coil Rug 12-2:30	18 Stitches In Bloom 10-1 Embroid Club 2-4:30 Binding Your Quilt 6-8	19 Strippers 10-11 Sergers Club 1-3:30 Little Women 6-8:30	20 Sit & Stitch 6:30-9	21 Sew Simple 10-1 Quilt Basics 6-9	22 Bkgrds & Borders 10-1	23 Mastery Basics 10:30-1:30 Little Secret 2-5
24 Mastery Stitch Fun 12-3	25 Stitches Garden 10-1 Make It Monday 2-5 Stitchers Garden 6-9	26	27 On the Go 1-4 J Neimeyer Club 5:30-8:30	28 Quilt Basics 6-9 School Bell BOM 6-8	29	30 Yr To Crow BOM 10-1
31 <i>Happy Easter</i> CLOSED						

April

Sunday	Monday	Tuesday	Wednesday	Thursday	Friday	Saturday
	1 Monday Sew Day 10-3	2 Northern Stars 3-5	3 Little Women 10-12:30	4	5 Bigfork Bay Meet & Greet	6 Bigfork Bay School House
7 Paper Piecing 11-2	8 Bernina Club 1-3:30 Bernina Club 6-8:30	9 Dear Jane 1-3 Intro To Tech 1-3 Mastery Basics 6-9	10 Beyond Basics 1-3 Beyond Basics 6:30-8:30	11 Quilt 101 9:30-3 Quilt Basics 6-9	12 Sew Simple 10-1	13 Stonehenge Event
14 Mastery Stitch Fun 12-3	15 Stitches In Bloom 10-1 Embroid Club 2-4:30	16 Strippers 10-11 Sergers Club 1-3:30 Little Women 6-8:30	17 Hand Embroid 1:30-3:30 Sit & Stitch 6:30-9	18 Rug Hook 1:30-4 Blessing Summer 6-9	19 Bernina Test Drive 1-4 Fri Sew Nite 6-11	20 Sat Software Sampler 10:45-2 Hand Quilting 1-4:30 Cutwork 2:30-4:30
21 Standing Ovation 1-3:30	22 Stitches In Bloom 2-5	23 Sun Up Placemats 1:30-4:30 Mach Quilt Basics 5:30-8:30	24 Hand Embroid 1:30-3:30 Fusible Basics 1-4 J Neimeyer Club 5:30-8:30	25 Mastery Basics 10-1 Rug Hooking 1:30-4 Mastery Stitch Fun 2-5 School Bell BOM 6-8	26	27 Bali Nine Patch 11-3 Honeycomb Stars 11-2
28	29 Stitchers Garden 10-1 Stitchers Garden 6-9	30				

BEAR PAW QUILTING AND BERNINA

Bear Paw Quilting and BERNINA
600 W. Kathleen #10, CdA, ID 83815

PRSFT STD
U.S. POSTAGE
PAID
Post Falls, ID
PERMIT NO. 32

*Celebrating
10 years*

