

September-October-November 2012 Newsletter

www.pnqs.net

BERNINA+

made to create



Pine Needles
quilt and sew



415 W Water St
Decorah, IA 52101
(563) 382-4646

1300 Salem Rd SW
Rochester, MN 55902
(507) 226-8480

info@pnqs.net

www.pnqs.net

Hours

Monday-Friday 10:00 a.m.-5:00 p.m.

Rochester Thursday 10:00 a.m. -7:30 p.m.

Saturday 10:00 a.m.-4:00 p.m.



Fall means crispy cool weather, back to school and back to our creative niches. Inside the doors of PNQS education and classes get center stage. We know it is essential that you know the how and why of your machine as you progress on your journey.

Along with our staff we have a star studded line up of celebrity educators (entertainers!?!):

*Kaye England—Kaye's Quilting College

*Susan Fears—Bernina National Educator

*V & Co—pattern & fabric designer for Moda

Quilting/sewing retreats:

*Eagle Bluff in Fall—October 5-6-7

*Quilt & Sew Rochester—November 9-10-11

*Hotel Winneshiek —January 11-12-13



3-Days
\$299

KAYE'S

CONSUMER EDITION

QUILTING COLLEGE

Here's your chance to experience 3 days chock-full full of exciting quilting and sewing projects with world renowned author, speaker and fabric designer, **Kaye England**.

KQC provides a stress free learning environment to allow you to grow as a quilter no matter what your experience level. Inspirational projects, fun events and surprises will await all those attending.

April 8-9-10 Pine Needles Ramada Rochester

The one Quilting Seminar you can't afford to miss!

Registration: To register contact Pine Needles Quilt & Sew at 507-226-8480 or email info@pnqs.net.

Our host hotel is Ramada Hotel-Rochester- 1517 16th Street Southwest (507)289-8866. Mention that you are attending Kaye's Quilting College with PNQS to get the special room rate of \$79 (single or double) which includes breakfast.

Cost: The total seminar fee is \$299 per person. A non-refundable deposit of \$150 (balance due February 15, 2013) is required to hold your spot. Make all checks payable to Pine Needles Quilt & Sew or you may pay by credit card. Seminar fee includes lunches, special treats, gifts and events that will be outlined in our final mailing.

Schedule: Your sewing experience will begin with a welcome reception on Sunday evening April 7th at 6 PM and finish on Wednesday April 10th at 5 PM.

**Enrollment is limited—
sign up early!**



September 6 & 7

Susan Fears is coming to Rochester! One of Bernina's finest and absolute best educators!

- ⇒ **If you don't already have an 8 series call the shop** to test drive with Susan and go home with a completed project on Thursday. This is your chance for a little fun, time to sit, sew and embroider with the 830LE ! Sessions at 9:00am OR 1:00pm.
- ⇒ Friday will be SEWING CELEBRATION for EVERYONE! So much to learn from Susan! There will be peek at the new 7 series and learn about our new Paintworks and Crystalworks! Only \$10 to attend, includes lunch, door prizes, special Bernina machine/ accessory pricing. Seating is limited.



I am a sewing Multi-Personality – I really love it all – and it's that variety that makes all the projects interesting. Sewing clothing is where I began and sewing clothing gives me the most gratification, but it's not just the construction – it's the challenge of adding subtle embellishments that make it more fun now than when I started. Whatever I am working on, it's what I love most. Some of my favorite projects have included the Floral Visions Quilt, anything sewn or embroidered on the BERNINA 830, especially my jackets, and my pillows inspired by the BERNINA 830.

Fantastic Fall Fun

- Smart Piecing with NN Cut for the Cure Rulers – If you cut it right, it will BE right. We will begin with the basics for this class. Each month for four months you will learn how to cut and sew together 3 blocks. At the end you will have 12 blocks finished. Sessions will continue with how to set on point plus learn several border options.
⇒ Class session 10AM-2PM \$30
- Stash Therapy – easy ways to work through your stash and scraps! Marcia will kick off this wonderful program featuring books and techniques by Bonnie Hunter. You will be surprised at how much fabric you will use up and how many quilts you will get done without even thinking about it!
⇒ Class session 10AM-2PM \$30
- Stash Mystery Monday Quilt (Rochester) Monthly group, join us for a great MYSTERY! I have seen a lot of mystery quilts and this one is truly the most incredible! There is no way you can even begin to guess what it will look like in the end (I promise it is STUNNING) This is also a learning session-finished quilt is sampler style! Kits will be available in batik and civil war color ways.
⇒ Class session 5:30 (Rochester only) FREE with purchase of kit/patterns
- WEAR THAT! – Quarterly sewing classes focused on clothing – our first session will be Cindy Taylor Oates New Camp Shirt with several optional variations.
⇒ Class session 10AM-2PM \$30
- Serger School – project based classes on using your serger for more than just overcasting – first session will show you how to piece FAST, FAST, FAST with your serger. Class based on Cubed by Kaye England with video.
⇒ Class session 10AM-2PM \$30 Kit fee \$10 (fabric precut for top)
- Embroidery 101 – Dashing Through the Snow– you will learn how to make this stunning wall hanging – includes tips on using metallic threads. Basics of how to move designs to a USB plus so much more. Project based 2X year (3 sessions each) sessions Sept/Oct/Nov --- Jan/Feb/March sessions will feature another new and exciting project!
⇒ Class session 10AM-2PM \$30

Fantastic Fall Fun Continued...

- Runners and Such – something for everyone, smaller project that can be finished quickly! Beginning in September with Spicy Spiral Table Runner – see how easy this really is – you will begin by sewing strips together and then cut apart as **strata's and sew back together! November project will be from Gathering Friends book Runnermania.**
 - ⇒ Class session 10AM-2PM \$30
- Cottage Garden (Rochester) – Work through the steps of Smart Piecing on our **featured quilt from Kaye England's visit. 3 day long sit and sew with Kaye's tips** on power point and assistance as needed. Sept-Jan-April. Free to members. This class is FULL.
 - ⇒ Class session 10AM-2PM Free to members.
- Wool Punch – Explore the wonders of wool punch by machine. You will finish a cute candle mat as you learn the basics using wool roving.
 - ⇒ Class session 10-12 \$30 includes kit and supplies
- Kids Classes
 - September—make a fun and useful pillowcase using the tootsie roll method!
 - ⇒ Class sessions 10-12 \$30 includes kit
 - October—make a tricks treats bag out of FUN fabrics!
 - ⇒ Class sessions Decorah 3:30-5:00PM Rochester 10AM-12PM \$30 includes kit
 - November—make your own Christmas stocking!
 - ⇒ Class sessions 10AM—2PM \$30 includes kit
- Bags & Totes – Classes featuring fun techniques and time saving tips!
 - ⇒ Class sessions 10AM-2PM \$30 Accessory kits required for some classes.
- Beginners Quilting Classes – 8 sessions. \$125 can be used toward purchase of new machine at anytime during the sessions, making your project and lessons FREE! We begin with fabric selection and end with binding your quilt! Some **"homework" required.**
 - ⇒ Class sessions 9-12 on Saturdays! \$125 for all includes fabric for top.
- Stitcher's Garden 2 – **learn how to use your machine's numerous stitches and specialty feet. This is the sequel to the very popular Stitcher's Garden!**
 - ⇒ Class sessions 5:30-7:00PM Rochester - 9:00-10:30 Saturdays-Decorah
 - ⇒ \$30 per month includes fabrics for blocks, patterns and classes.

Fantastic Fall Fun Continued...

- Strip Club Reunion – **What to do with those strips and Jellies....** Featured pattern and class FREE with purchase of jelly roll! Come and have a blast with friends—you will learn basics of how to cut and put your blocks together followed by sewing time. While we will feature a specific fabric line—feel free to use any combination.
 - ⇒ Class sessions 5:50-7:30 Class fee = buy one jelly roll from PNQS!
- Make Mine Modern – Contemporary, colorful style quilting session. Featuring quilts from Atkinson Designs Graphic Mixx. (Rochester) Pattern from V & Co will be featured in Decorah. Cutting and sewing tips and techniques.
 - ⇒ Class sessions 10-2 \$30
- Embroidery Club – meets monthly Sept thru May. Check out sample designs from new or favorite emb collections. Bring your machines and emb units to play and try new things! Special discounts for club attendees!
All brands embroidery machines welcome! (You must have basic knowledge of your embroidery machine)
 - ⇒ Class sessions offered at 1:00PM OR 5:30PM \$5
- Embroidery Play Day—September is a beautiful stripped fall runner (or you can use any color scheme) with a stunning medallion in the center. November's project is a I-pad/E reader cover! All brands embroidery machines welcome! (you must have basic knowledge of your embroidery machine) Kits will be available
 - ⇒ Class sessions 10-2 \$30
- Beginner Thread Painting (Rochester)—we will explore methods from Stupendous Stitching—decorative stitches, thread play and specialty threads. Must have a Bernina Stitch Regulator for this session. \$10 kit fee fabric, use of specialty threads.
 - ⇒ Class sessions 1:00-3:30 PM \$20
- All About ME (machine embroidery) – focused on machine embroidery only – monthly webinars (not July & Dec) membership required but FREE TO TRY THRU 2012
- Software Sampler – Learn more, more, more about V6 – monthly webinars (not July & Dec) membership required but FREE TO TRY THRU 2012
- Virtual Bernina – more ways to use YOUR BERNINA – monthly webinars (not July & Dec) membership required but FREE TO TRY THRU 2012
- Jelly Roll Serger Race—Buy a jelly roll, bring your serger and go home with a **completed quilt top! That's right**—done! All brands of sergers welcome!
 - ⇒ Class sessions 10AM-2PM FREE with purchase of jelly roll or bali pop!

Stitcher's Garden #2 ALL NEW!

This six month BOM program gives your customers the opportunity to utilize their sewing machine and feet. A shop packet is available for the 61" x 83" quilt. Directions are also included for a twin quilt. A few of the techniques used include:

- ♦ **PINTUCKING**
- ♦ **TWIN and WING needles**
- ♦ **BOBBINWORK** has been stepped up for more challenges on the flower and leaves using not only #5 Perle cotton but an 1/8" polyester satin ribbon
- ♦ **TWISTED floss** in front of the needle on vines
- ♦ **FRINGE or TAILOR TACK foot** is used around one of the centers for a looped edging
- ♦ **COUCHING rick rack** and 1/8" ribbon adds another dimension to the blocks
- ♦ **CIRCULAR attachment** is used to create a flower and border
- ♦ **RUFFLER** is a new foot being featured to create three flowers
- ♦ **BINDER foot** is another new foot being featured not to bind the quilt but to add an accent edge to the corner triangles and the edge of the binding



Class is \$30.00 per month for **TWO BLOCKS EACH MONTH**—includes all fabrics needed to complete the blocks, patterns, class instruction and the use of featured feet for you to try before you buy.

Class meets Thursday evenings in Rochester - Saturdays in Decorah



CLASS SPECIAL – Sign up for 3 classes and get the 4th class of equal or lesser value FREE! Embroidery club and special events not included. Must pay in full at time of sign up. Get creative!

OUR COMMITMENT TO YOU is that each and every class will be run at its scheduled time. You must call ahead to register, sorry no "drop ins." Please call ahead to check for openings

CLASSROOM MACHINES – Each location will have new Bernina classroom machines for you to use for FREE – first to call in and reserve for the class will be first served. You are to bring ALL of your accessories from your Bernina; we will furnish only the head of the machine. If you need to use all of the accessories and attachments, we will require a \$15 deposit that will be returned to you in the form of a gift certificate when the machine and all of its accessories are checked back in with a staff member. Classroom machines and thread are furnished for ALL of our kids classes.

BERNINA VIRTUAL CLASSES

Demos at the shop, class material sent home with you to work on at your leisure. **Try for FREE Sept—Oct—Nov.** The price of a PNQS USB stick will download one or all of the classes—otherwise just sit and absorb. New sessions begin in Jan 2013—this is your opportunity to check it out first! New content and demos each month!



♦ **September—A Touch of Whimsy:** Enjoy decorating your home with these whimsical pillows celebrating the seasons and styles. Learn to use your serger for some of these shabby chic styles and your sewing machine for other techniques.

♦ **October—Winter Robin Appliqué:** Create this charming wall hanging of a faux postage stamp with a traditional winter theme. Create using either raw-edge appliqué - or not - and learn to use machine stitches to mimic hand work.

♦ **November—Funky Organizers:** Create these adorable and artsy pouches for all your accessory storage needs. BERNINA accessories make these projects even more successful and fantastic!



♦ **September—Embroider on Photographs:** Use transfer Photo techniques to transfer your photos to fabric and use your software to create breathtaking embellished “photo appliqué.” Explore collage techniques, and use Corel PhotoPaint to apply photo effects. Then appliqué and create embroidered texture on your transferred photo.

♦ **October—Embroidered Tile Technique:** Create personalized embellished fabric using the pattern stitches in the software to create your own embroidered pattern tile designs. Work with placement of repeated designs and learn to import machine stitches as well as creating your own stitch patterns in the software

♦ **November—Embroider a Clock:** Embroider a custom clock! This is a great gift idea for a business, a college student, a child’s room, sports enthusiast, proud grandparent, etc. Import graphics or photos for the clock face background, then create the embroidered numbers and embellishment for the clock face.



♦ **September - A Little or a Lot:** What’s in your bag? This class will feature a bag with lots of pockets if you carry a lot, and a bag that carries the essentials. As we embroider the projects we will discuss whether it is better to embroider before or after the pattern piece is cut out. We will see how easy it is to get the perfect binding with the BERNINA Bias Binder.

♦ **October—Thinking of You:** Create the ultimate gift – the card, the gift, and the bag! We will show you unique gifts made in the hoop and show you how to embroider on paper to create a one of a kind card to go with it as we talk about the basics of embroidering on paper. We will also make some quick and easy gift bags so you will be ready for the holidays – and beyond.

♦ **November—Diamonds are a Girl’s Best Friend:** We will make our own diamonds as we create a fun table runner that features unique cutting technique to create the diamonds. Use fancy fabrics for an elegant touch, or whimsical fabrics to liven your holiday table settings. We will learn to embroider over seams.



V & Co coming to Decorah—come for sewing day from 10-2. Great fun for everyone featuring her fabric line Simply Color and her patterns and latest book!

\$50 includes lunch and a goodie bag with some of her new fabrics and the opportunity to sew



with Vanessa and learn about textures and dimension in your sewing! Inspiration galore!!

STASH THERAPY



A couple of years ago Marcia introduced Scrap Therapy, now we move on to Stash Therapy. Many of the techniques and methods will blend in with the new program plus so much more. You will learn how to burn through stash and scraps and work efficiently to get up to twice as much done **during your sewing time. We will be using Bonnie Hunter's newest book along with her original book Leaders & Enders. We will meet quarterly and the first session you will bring a tub of scraps and stash and we'll show you how to get orga-**



nized and get going! Following classes will include sewing time, tips, techniques and sharing. If you have extra fabric you need to make into quilts, this is tailored for you!

Serenity Bag - September

This classy shoulder bag features Texture Magic, a steam activated

fabric that shrinks 30% to create interesting texture. It's easy to make and really practical with large inside and outside slip pockets. Perfect for every day! This project is for advanced beginner to intermediate sewer.

Make a Bag!



Hugs and Holly - Cookie Bucket November—Rochester

You will love this little bucket - and it is quite simple to make. We use a new product instead of batting for a great shape that holds firm with a soft touch. Features a swing down handle and an optional top closure.

Scrap Bag Cutie - November—Decorah

Cute, cute, cute - several variations - these bags use 2 ½ inch strips and feature the Scrap Bags by Moda - available at the shop - or use a jelly roll!



Embroidery Club



- September—Autumn Splendor by Anita Goodesigns

- October—Tufted pincushion with show and share zippered bags in the hoop by Pickle Pie Designs



- November—Holiday table runner featuring Sensational Swirls by Bernina




Join us!



ALL DESIGNS IN MULTIFORMATS—ALL BRANDS OF EMBROIDERY MACHINES WELCOME
(with basic knowledge of your machine)

Sensational Swirls – BERNINA Exclusive Embroidery Collection

Introducing Sensational Swirls, this new BERNINA Exclusive Embroidery Collection features 28 sweeping designs for machine embroidery including one Jumbo Hoop design. Swirls and curls converge into a versatile collection spanning holiday themes and beyond. All designed to mix together for creative play – combine elements to create Christmas ornaments, holiday wreaths, seasonal themes, contemporary abstracts and more. Touches of tufted satin provide a luxurious finish. As an added bonus, there are three printable designs ready for mixed media projects and more!



Presented in traditional hues of berry reds and greens, information for three alternate color ways is included in the collection – rich plums, cool grays and cheery pinks – providing quick access to different design looks. Go from classic to contemporary styling with ease!

Embroidery 101

Come to class and learn what your machine can do—we will start at the beginning with how to get designs to your machine—quilt as you go and tips on using metallic threads with machine embroidery, double needle stitching and so much more. 3 sessions Sept/Oct/Nov.




Embroidery Play Day


Embroidery Play Day—Rochester—Join Sherrie as she teaches more with machine embroidery—project based for beginner and advance—and just plain FUN! Every other month—September will feature Crimson Runner and November will be the cutest I-pad or E-reader cover!



Thread Painting



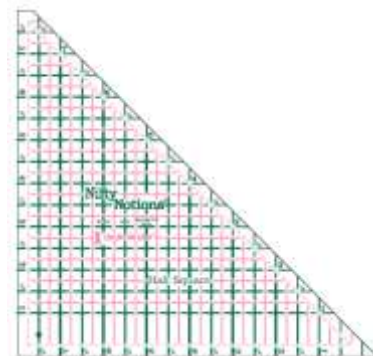
Classes will be ongoing with more content and textures added as we go along. The first session will cover thread painting with a stitch regulator. If you are a beginning and want to learn more about this popular craft, these are the sessions for you. Basic BSR class or basic knowledge of how to use your BSR is a prerequisite for this class (Basic BSR is being offered just before this first session) Come and spend the day with your BSR and go home with more confidence. Stupendous Stitching by Carol Ann Waugh will provide some of the inspiration and technique for these sessions.



Smart Piecing

Learn the basics and move to more advanced piecing.

We will begin at the very beginning starting with cutting and color placement on simple blocks. This class will be ongoing, once per quarter and you will learn more and more each session. You will complete 3 different blocks each time. You can save them up for a quilt, make runners or small wall hangings! Once we have 12 block done the class will move into finishing and border options using the rulers. You will soon learn there is no limit to the possibilities.



Runners & Such



This will focus on smaller, more doable projects that can be completed in a minimum of time. In September we will



feature Spicy Spiral and November will fea-

ture selections from Runnermania by Gathering Friends. Lots of fun for everyone.

HAND EMBROIDERY/WOOLIES/REDWORK

Handwork has made a comeback these past few years and we have joined the craze. Learn from the experts including 92 year old Grandma Ardis (Marcia's mother and Suzie's grandma) as she is able. We will start at the beginning, but all are welcome to attend this fun and social time reminiscent of times gone by. Work on projects of your choice or two different block of the month, one in wool and one with embroidery on cotton.



Wear That

Join Marcia as she takes you step by step through the process of making this semi fitted blouse with princess seams for a flattering fit. Pattern includes sizes 4



to 22. Please have pattern in your size traced off and the pattern pieces cut out before attending class. In class we will concentrate on sewing of the garment. This pattern has numerous variations and is sure to be a favorite.

NEW NEW NEW—and the end result is stunning—join the fun for this true mystery quilt—you will not know what it is until the

MYSTERY MONDAY



very end! Class meets for 6 months. Kit fee is \$159 and includes fabric, monthly patterns and class instruction for the quilt top—TWO color ways available—this is for the advanced beginner to intermediate sewer and a great time is guaranteed!

Strip Club



Quilting with strips that is! This is an old favorite revisited with all new and exciting patterns—Class will include cutting and sewing tips—bring your machine to get started in class—or just come to cut—either way you are sure to have a great time with friends. Ticket to attend is buying a jelly roll and some background of fabric at the shop! Featured pattern is FREE to attendees!!!



Make Mine Modern

This is the new quilting craze—bright colors and clean simple designs—appropriate for beginners or anyone that wants to get more done in less time and enjoy quilting—simply.

Serger got you Stumped?



SERGER SAAVY

Learn how to get more from your serger and speed up some parts of your quilting—All brands of sergers welcome (basic knowledge or attendance of Serger 1 necessary)

SERGER SCHOOL

Learn how to make QUICK FUN of making quilts—Serger School is based on Qubed by Kaye England.



SERGER JELLY ROLL RACE

This is just plain fun for everyone! These are great to make for those times you don't want to invest hours and hours and yet you want a great finished product! ALL BRANDS SERGERS WELCOME!

Kids Learn to Sew

Kids ages 8 and up are invited to learn how to sew at PNQS—simple sewing projects pre cut and ready to go—students will leave with a completed project to be proud of. Sewing machines and supplies are included. Pre cut kits in different color selections available for additional purchase to make and take!



- September—Tootsie Roll Pillowcase
- October—Treat Bag
- November—Christmas Stocking

FYI = Over Christmas vacation there will be a two session class (on 2 consecutive days) making a quilt for those kiddos that want to advance.



Learn to Quilt!


OK here it is! The absolute best and most comprehensive beginner sessions we have ever offered! Step-by-step, from the beginning, start to finish!

Join us as we guide you step-by-step. You will construct and finish your very first (or not) quilt! Dynamic sessions will be paced for the beginner. Fees include a workbook that includes everything covered in the sessions. If it has been a while, and you need a refresher, this is the class for you as well! This is a series of 8 monthly sessions, with follow up “Advanced Beginner” sessions! Bring your machine or use one of ours – Session One does not require a machine.

- You will FINISH a 39” x 48” wall hanging OR baby quilt.
- \$125 includes classes, workbook, and YOUR CHOICE of fabrics to make your quilt top (5 1/2 yards ;)) and will be fully refunded if you choose to purchase a machine at any time during the classes (then you get your quilt for free)!
- Backing and binding will be an additional purchase.
- Beginners’ supply package will be available for purchase and will be discounted for attendees.
- Optional bonus session will include machine embroidery on our machines to make a custom quilt label for YOUR QUILT for that final finishing touch!

8 Sessions:

- ⇒ #1—The Basics: Selecting fabric, thread, needles and proper rotary cutting (no machine required)
- ⇒ #2—Block assembly (Nine patch)
- ⇒ #3—Block assembly (Monkey wrench)
- ⇒ #4—Squaring up and assembling the quilt top
- ⇒ #5—Borders
- ⇒ #6—Prepare for quilting (marking and basting)
- ⇒ #7—Machine quilting (with or without Bernina Stitch Regulator)
- ⇒ #8—Binding



VIP – Very Important Pinecones - will kick-off again in September – we will also begin a new and exciting BOM that will be run in conjunction with VIP!! Plus tips, sew & share, specials on featured pattern and kit!

Ready to Retreat?

ROCHESTER QUILT & SEW FIRST ANNUAL RETREAT



Enjoy uninterrupted sewing time—you will get those quilts and projects DONE for Christmas in the company of quilting friends. Treat yourself to the fun!

Special room rates of only \$89 (single or double) make sure to mention you are part of Pine Needles Sewing retreat to get this special rate that includes breakfast everyday. Call the Ramada to reserve your room 507-289-8866.

Cost is only \$99 for the weekend—we will kick off Friday evening with a pizza party. Saturday evening we will have supper together with a silly little program. Lunches you are on your own to enjoy the tastes of the town, our favorite is Wildwood, which happens to be attached to our sewing room and they will have quilter coupon for lunches! Everyone gets a gift bag and we have door prizes galore! \$50 non-refundable deposit required.

Sewing will begin Friday, November 9th at noon and conclude Sunday, November 11th at 1 PM.

RAMADA
Hotel & Conference Center



Winter Retreat at Hotel Winneshiek **January 11 –12 –13**

This popular retreat fills quickly so we have changed things a bit so more may attend. Call 563-382-4646.

Take a step back in time, enjoy this beautiful, historic hotel with us! Retreat begins on Friday afternoon at 1 PM and ends on Sunday at 1 PM. Based on double occupancy:

- Double (2 double beds) \$239 per person
- King (one king bed) \$259 per person OR \$199 double occupancy
- Queen (one bed) \$219 per person
- Queen mini suite—(one bed plus pull out sofa) \$249 per person
- King mini suite (one bed plus pull out sofa) \$269 per person

Breakfasts and Saturday evening meal included. Gift bag and door prizes plus sewing and quilting unlimited!

EAGLE BLUFF IN FALL

October 5-6-7

A Pine Needles Tradition—Join us for the 7th Annual Fall Retreat and sew to your hearts content in a room with a breathtaking view of the bluffs in autumn splendor!

Cost is \$180 and includes all meals, linens, bedding, gift bag, door prizes and wonderful quilting memories.

In PNQS tradition we will offer an optional mystery quilt—this year it features half yard cuts, from your stash or we will have packs available. Call the Decorah Shop to register 563-382-4646, \$60 non-refundable deposit required.





**You won't regret choosing Pine
Needles Quilt & Sew for your
machine purchase!**

Here is what you can look forward to with a PNQS Evergreen VIP Card:

- **FREE, UNLIMITED My Bernina Classes!**
 - ⇒ Basic Operation All current Bernina models, including Bernettes
 - ⇒ Stitch Fun All current Bernina models, excluding 1008 & Bernettes
 - ⇒ Creative Options All 8-series machines, artista 640, and artista 730
 - ⇒ Embroidery Machine Basics All current Bernina and Deco models
 - ⇒ Basic Serger Use All current Bernina sergers
 - ⇒ Serging Ahead All current Bernina sergers
 - ⇒ Embroidery Software #1 EditorPlus V6 & Designer Plus V6
 - ⇒ Embroidery Software #2 EditorPlus V6 & Designer Plus V6
- 20% off for one year on all fabric and kits
- 1 complimentary machine service (30 point machine service/clean/oil/adjust) during 1st year
- 20% off all Bernina-branded merchandise for one year
- 20% off all spooled threads for one year
- 20% off all OESD design cards, CD's, and USB's (including Embroidery Take-Out and Design Studio)
- Full refund price on machines purchased from PNQS for 6 months when trading up (blue book value, technician evaluation required, only if trading up)
- Bernina financing available for qualifying buyers
- Card is renewable and "evergreen" as long as you get your machine serviced annually at PNQS. (Evergreen cards are non-transferrable, original owner only. Not available for Bernettes.)

My
BERNINA
Classes

Thank you for choosing Pine Needles Quilt & Sew to be your full-service sewing center!

New from BERNINA⁺

made to create

7 Series Machines and Design Works Machine Accessories/Software



Best Service in the area!

- Please make sure to bring your VIP card (and warranty card if your machine is in need of repair) with you at time of drop off
- The machine must be in the possession of the original purchaser and be registered for warranty covered repairs
- Warranty service only covers machines that have been used for personal, non-commercial use and have not been abused or subjected to environmental conditions including, but not limited to fire, flood, power surge, lightning strike, hurricane or earthquake damage
- Bernina sewing machines warranties = Mechanical 20 years; Circuit Boards 5 years; Electrical 2 years; Labor included for one year
- Parts are covered only if failure occurs after normal wear and tear
- Machines out of time due to needle breakage and so forth are not covered by warranty
- Warranty may be void if the machine has not been maintained according to **the maintenance section or maintenance schedules outlined in the owner's manual, guide book or other maintenance document applicable to your particular machine**
- Bernina machines bought and sold over the internet are not warrantied, you take your chances when purchasing from the web



We service all brands.

Book 1: Basic Operation – All BERNINA & bernette models

Book 2: Stitch Fun – All BERNINA models except 1008

Book 3: Creative Options – artista 640, 730, and 8 Series

Sewing Machine Class 1: Basic Operation

Designed for all BERNINA sewing machines including bernette models, this class is a must for new owners. Learn what you need to know about the basic operation of your new machine in this informative, fun class. Topics covered:

Sewing Machine Needles	Vari-Overlock Stitch
Thread	Stretch Stitch
Presser Feet	Gathering Over Cord
Securing Stitches	Manual Buttonholes
Turning Corners	Automatic Buttonholes
Zigzag Stitch	Attaching Buttons
Blind Hem	Stitching Zippers
Triple Straight Stitch	



Sewing Machine Class 2: Stitch Fun,

Explore the decorative stitches and creative functions, of your BERNINA sewing machine while learning embellishments for almost any type of project; designed for all computerized BERNINA sewing machines. Topics covered:


Decorative Stitching	Memory/Combi Mode
Securing Function	Alphabets
Temporary Altered Memory	Memory Buttonhole
Satin Stitching	Continuous Reverse/Backstepping
Altering Stitches	Free-motion Stitching
Pattern Functions	BERNINA Stitch Regulator
Mirror Image	Double Needle Stitching
Balance	Wing Needle Stitching
Balance Bonus	Bobbinplay



Sewing Machine Class 3: Creative Options

Open to all artista 640, 730, and 8 Series owners, this class examines the distinctive features and functions that make these models unique and useful additions to your sewing rooms. Topics covered:

Setup Program
Stitch Collage
Long Stitch
Tapering Stitches
Multi-Directional Stitching
Free-Form Directional Stitching
All-Over Directional Stitching
Trailing Tulip Vines
Monograms



My BERNINA Serger Workbooks

Book 1: Basic Serger Use – All BERNINA sergers except the 009DCC

Book 2: Serging Ahead – All BERNINA sergers

Serger Class 1: Basic Serger Use

Designed to make you comfortable with your new serger, this class covers threading, tension settings, and basic serger applications. Topics covered:

- | | |
|----------------------------|---|
| 4-thread Balanced Stitch | 3-Thread Balanced Stitch: Wide & Narrow |
| Adjusting Tension Settings | Presser Foot Tape Guide |
| Micro Thread Control | 3-Thread Rolled Hem |
| Stitch Length | 3-Thread Flatlock Stitch |
| Cutting Width | 2-Thread Balanced Stitch |
| Differential Feed | 2-Thread Rolled Hem |
| Securing Serged Seams | 2-Thread Flatlock |
| Corners: Inside and Out | |



Serger Class 2: Serging Ahead

Learn to use your serger for more than seaming and edge finishes. This class explores the use of serger accessory presser feet and attachments for both embellishment and practical uses. You'll also discover how to incorporate chain and cover stitching if your model offers these features. Topics covered:

- | | |
|-----------------------|---------------------------------|
| Elasticator | Chain Stitch Seam |
| Blindstitch Foot: Hem | Decorative Chain Stitch |
| Gathering Foot | 3-Needle Cover Stitch (1300MDC) |
| Gathering Attachment: | 2-Needle Cover Stitch |
| Cording Foot: | Cover Stitch Hem |
| Multi-Purpose Foot | Cover Stitch Binding |




My BERNINA Embroidery Workbook

Embroidery Machine Intro – all BERNINA and Deco models



Embroidery Class: Embroidery Machine Basics

Learn the ins and outs of your BERNINA or Deco embroidery machine. From the basics of hooping to customizing designs and Endless Embroidery, you'll discover all you need to get the most from your embroidery system. Topics covered:



- | | |
|---------------------|---------------------------|
| Stabilizers | Combining Designs |
| Needle and Thread | Lettering |
| Hooping | Stitch Density |
| Templates/Placement | Saving & Deleting Designs |
| File Formats | Free Arm Embroidery |
| Tension | Multi-Hoopings |
| Accessing Designs | Mega Hoop |
| Stitching a Design | Jumbo Hoop |
| Customizing Designs | Endless Embroidery |





September 2012-Rochester

SUNDAY	MONDAY	TUESDAY	WEDNESDAY	THURSDAY	FRIDAY	SATURDAY
						
	Want to learn hand embroidery? Join us for a monthly chitchat and sit and sew! Featuring traditional embroidery or on wool – 2 new BOM for this group. And Gma Ardis will try to attend and share all her secrets with you! (Her arthritis has to cooperate though!)					
2	3 Closed2 Labor Day	4 Bernina Software #1 - 10	5 No classes - Getting ready for BIG event!!	6 Super Sew With Susan Fears 9 and 2	7 Sew-lebrity Susan Fears 10-4	1 Creative Op - 10 Emb. Basics - 2
9	10 Runners & Such 10-2	11 Bernina Basics – 9 Stitch Fun - 1	12 Bernina Frame/QM-10	13 Serenity Bag 10-2 Jelly Serge 5:30	14 Fall Kickoff VIP 10	8 Cottage Garden BOM 10-4 15 Fall Kickoff VIP 10
16	17 Software Sampler 2	18 Serger 1 - 10	19 All About ME 10 E Club – 1-4	20 BSR Basic - 10 E Club 5:30-8:30	21 Emb 101- 10	22 Tootsie Roll Pillowcase Kids class 10-12
23	24 Hand Emb/ Woolies 1-3	25 Smart Piecing 10-2	26 Virtual Bernina 2	27 Meet your 8 10-2 Stitcher's 5:30-7	28 E Play Day Fall Runner 10-2	29 Beginner Quilting 9-12
30	<p>Susan Fears is one of our FAVORITE Bernina Educators – join us on the 7th to learn and see from the best! Limited seating so sign up today! Only \$10 includes a goodie bag and lots of in store specials!</p>					



Decorah-September 2012

SUNDAY	MONDAY	TUESDAY	WEDNESDAY	THURSDAY	FRIDAY	SATURDAY
						1 Creative Options 10 Emb Basics 2
2	3 <u>Closed</u> Labor Day 	4	5 Meet your 8 Series - 10	6 Super Sew Susan Fears (Rochester)	7 Sew-lebrity Susan Fears 10-4 (Rochester)	8 Beginner Quilting 9-12
9	10 Runners & Such 10-2	11 E Play Day - Fall Runner 10-2	12 Bernina Basics 9 Stitch Fun -1	13 Serenity Bag 10-2	14 Bernina Frame/QM 10	15 United Forever 10AM Kids class Pillowcase 10-12
16	17 Serger 1 - 10	18	19 EMB DAY All about ME 11 E Club 1 & 5:30	20 BSR Basics 10	21 Software Sampler 10 Bernina V6-1	22 Stitcher's 9-12 Virtual Bernina- 1
23	24	25 Smart Piecing 10-2	26 Embroidery 101 10-2	27	28 Fall Kickoff VIP 10	29 Fall Kickoff VIP 10
30	New projects for embroidery club featuring OESD, Anita Goodesign and Pickle Pie! All new to inspire YOU! Come early and participate in the ALL ABOUT MACHINE EMBROIDERY webinar. Love machine embroidery or want to learn? PNQS is the place! More new designers and collections will be added every month!					

October 2012-Rochester


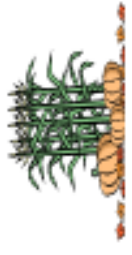


SUNDAY	MONDAY	TUESDAY	WEDNESDAY	THURSDAY	FRIDAY	SATURDAY
	1	2 BSR Basics-10 Thread Painting Beginner 1-3:30	3 Wear That! Big Shirt 10-2	4 Cutwork - 10 Bernina Basics – 5:30-7	5	6 Meet your 8-10
7	8	9 Emb. Basics 10	10 Stash Therapy Kickoff 10	11 Stitch Fun 5:30-7	12 VIP 10	13 VIP 10 Kids Tricks Treats Bag 1-4
14	15 Bernina Software #2 - 10	16 Serger School Cubed – 10-2	17 All About ME - 11 E Club 1-4	18 EClub 5:30-8:30	19	20
21	22 Software Sampler - 2	23 Serger 2 - 10	24 Creative Op 10 Virtual Bernina 2	25 Wool Punch 1 Stitcher's 5:30-7	26 Emb 101 - 10	27 Beginner Quilting - 9-12
28	29 Hand Emb/ Woolies 1-3	30 Bernina Frame/QM-10	31 Halloween Quilting Treats All day ☺			
THE 7'S ARE COMING!! COME AND TEST DRIVE OCTOBER 18, 19 OR 20! Check out the new and exclusive features of Bernina's finest Swiss technology, including our NEW B9 hook system and 80% larger bobbin. Sewing dreams will come true. Call today as seating is limited ☺. Special financing will be available!						

Decorah - October 2012

SUNDAY	MONDAY	TUESDAY	WEDNESDAY	THURSDAY	FRIDAY	SATURDAY
 <div>Eagle Bluff</div>	1	2 Wear That! Camp Shirt 10-2	3 Bernina Basics 9 Stitch Fun 1	4 Cutwork 10	5	6 Eagle Bluff Quilt Retreat
8	9 Stash Therapy Kickoff 10	10 Emb Basics 10	11 Strip Club 10-2	12 Kids Class Tricks Treats Bag 3:30-5	13 Stitcher's 9-12 Virtual Bernina -1	
14	15 Serger 2- 10	16	17 EMB DAY All about ME11 EClub 1 & 5:30	18	19 Software Sampler 10 Bernina V6 -1	20 Beginner Quilting 9-12
21	22	23	24 Serger School Cubed - 10-2	25 Wool Punch 10	26 VIP 10	27 VIP 10
28	29 Bernina Frame/QM - 10	30 Emb 101 Dashing thru the Snow	31 Halloween Quilting Treats!			

7th annual Quilters Retreat at Eagle Bluff - come for the 1st time (or your 7th!) Enjoy the fall splendor from a huge room with windows on 3 sides! Relax with friends old and new. In PNQS tradition Mystery Quilt will be offered! Call the shop to save your spot!

November 2012-Rochester

	SUNDAY	MONDAY	TUESDAY	WEDNESDAY	THURSDAY	FRIDAY	SATURDAY
		Vanessa Christianson of V&Co-coming to Decorah!  <i>Color and modern quilting at its finest!</i>			1 Emb Basics 5:30-7:30	2 VIP 10	3 VIP 10
4		5 Mystery Monday Quilt Kickoff 5:30	6 Bag Class 10-2	7 Bernina Software – 10 Creative Opt 1	8 BSR Basics-10 Strip Club 5:30-7	9	10 Kid's Sew 9-12
11	Quilt & Sew Retreat	12 Runners & Such – 10-2	13 Smart Piecing 10-2	14 All About ME 11 E Club 1-4	15 E-Club 5:30-8:30	16 Meet your 8 - 10 V & Co-Decorah	17 Bernina Basic -9 Stitch Fun - 1
18		19 Software Sampler 2	20 Serger 3 - 10	21 Virtual Bernina - 2	22 CLOSED 	23 Emb 101-10	24 Beginner Quilting 9-12 
25		26 Hand Emb/ Woolies – 1-3	27 Make Mine Modern - 10-2	28 Design Studio - 10	29 Basic Bernina 9 Stitch Fun 1 Stitcher's 5:30	30 E Play I-pad/E-reader/ book covers 10-2	

First Annual Quilt & Sew Retreat – Rochester!! Pine Needles tradition now comes to Rochester! Just across the parking lot at Ramada, tons of fun and mini demos throughout the weekend. Sewing, fun, prizes, fun, laughs, fun..... Gather up your pals, for the ultimate in enjoyment and relaxation!!!

Decorah-November 2012

SUNDAY	MONDAY	TUESDAY	WEDNESDAY	THURSDAY	FRIDAY	SATURDAY
Vanessa Christianson of V & Co is coming! She has her own line of fabric for Moda! We have it at the shop plus she will fire up your creativity for sure! Call to save your spot!						
4	5	6 Jelly Roll Race 10-2	7 Emb Basics 10	8 Smart Piecing 10-2	9 Serger 3 - 10	10 Stitcher's 9-12 Virtual Bernina 1
11	12	13 Emb Play Day I-pad/E reader Cover 10-2	14 EMB DAY All about ME -11 E Club 1 & 5:30	15 BSR Basics 10	16 Sew 10-2 with V & CO	17 Beginner Quilting 9-12 Meet your 8 - 1
18	19	20 Runners & Such - 10-2	21 Software Sampler 10 Bernina V6 - 1	22 Closed Thanksgiving	23 VIP 10	24 VIP 10
25	26	27 Make Mine Modern 10-2	28 Design Studio - 10	29 Emb 101 - 10	30 Bernina Basics 9 Stitch Fun 1	



Stitcher's Garden 2 is back! Learn more, more, more about your machine! Decorative stitches and specialty feet will be featured on a one of a kind quilt! All new, this is not a repeat of last year, all are welcome to attend. You must have taken all of your My Bernina classes and have basic knowledge of your machine. All new content!

Store Hours

Store hours you ask? Beginning in September, Rochester will remain open on Thursday evenings until 7:30. This will also be the day we offer evening classes and/or clubs. Decorah hours will remain the same, as always.



Halloween Quilty Treats—come to the shop on Halloween and get yours! Limit one per customer!

KITS-KITS-KITS!

KILL-KILL-KILL!

Oodles of NEW-both shops have been busy all summer cutting for you. Come and enjoy.



Professional Long Arm Quilting

- ◇ Completed in 3 weeks or less!
- ◇ New LOWER rates & custom quilting now available!
- ◇ Drop off and pick up at either location!

 62b Quilting



Find us on
Facebook

follow us on
twitter



Blogger