



268 W. Center St. • Provo

801-374-5520

691 E. St. George Blvd • St. George

435-656-1498

[www.davesbernina.com](http://www.davesbernina.com)

## SUMMER NEWSLETTER 2014 • PROVO

# Celebrating 54 years in business!

We are so excited that summer has arrived! It is a great time with the best weather of the year. I think that there is no more beautiful place in the world than Utah in the summer. Every day I feel grateful as I get up and go out for a run and see the beautiful state where we live.

With the arrival of summer we have many big and exciting things happening at Dave's BERNINA, too! First, one of the big events we have anticipated for six months or more is the arrival of the BERNINA E-16 Professional Embroidery System. We just attended training in Denver and are expecting to receive our first model in our store on June 1st. Come in today for a demo! You won't believe the speed, power, and versatility of this incredible embroidery system from BERNINA. This machine provides 1400 spm, incredible hat embroidery, simple user interface like a regular Bernina, and more. We can't wait to show you!

Next, we are so excited to have many great events coming the next few months. We have our SEW-A-PALOOZA on June 6th with Sandra Swick from BERNINA of America. This is a can't-miss event and a great chance to "Sew with the Stars" and try out the 880, 780, and 580 BERNINA machines. You will go home with a gift bag worth \$80, a great sewing and embroidery project, plus more project files in your hands to create new fun and exciting products. Sandra is an excellent teacher! We have had her before and we can't wait for her to return. On June 7th we will have Deb Cacciamani coming to our store to teach our BERNINA fans with an incredible lecture-demo. She will get you excited about your BERNINA machine with new tips and techniques for the BERNINA fans out there. We are so excited to have these national teachers from BERNINA of America present these classes. These classes will be held at the Covey Center for the Arts with plenty of parking and lots of fun.

I am grateful for our great staff members and



**ALL NEW  
BERNINA  
E-16  
Professional  
Embroidery  
System**



teachers who work hard to make these classes happen for you. Make the most of the opportunity and sign up today because seating is limited, and these classes fill up quickly. Class participants always receive great discounts and have so much fun.

Each summer we are always excited to attend BERNINA UNIVERSITY and come home with new products and new information about how you can get the most out of your BERNINA experience. Stay tuned and we will fill you in on all the details from our experience at BERNINA UNIVERSITY in July.

A special thanks to you, our customers, for supporting our classes and events with your attendance.

**Sincerely  
Richard Borget  
Owner / Manager  
Dave's BERNINA  
[richard@davesbernina.com](mailto:richard@davesbernina.com)**



# Sew WhatEver

We have the best customers, and we love to get together with you to “Sew What-ever”! On Wednesday evenings from 6:00-9:00 we invite you to join our team to either make the project that has been chosen for that night or bring a project of your own. We can even answer a question here or there about projects you are working on. The best part of the night is hanging out with friends that are “Itchin’ to be Stitchin’” too! Your \$10 class fee each week ensures that we will have teachers and refreshments. If you would like to use one of our sewing machines there is a small rental fee. Don’t miss the fun! Sign up early!

## JUNE

### Quiet Book Pages

June 4

6 p.m. – 9 p.m.

Class fee: \$10 plus supplies

Taught by Annette Rawlinson

Time for more pages. These pages will help children learn braiding and eye-hand coordination with beads and string. (Kit will be available for all the extras on these pages.) Be sure to sign up early and order your kits.



### Charity Event

June 11

3 p.m. - 9 p.m.

Class fee:

Free plus supplies

Taught by staff

We want to gather together to learn how to make pillowcases and then donate them to the “One Million Pillowcase Challenge.” Bring your fabric or pick some up at the store (kits will be available) and make as many as you can that night. Bring a friend who wants to learn how to sew and bring joy into everyone’s lives. For each pillowcase donated during this class, your name will be entered into a drawing for a great sewing machine!



### Tumbler Flag Wall Hanging

June 18

6 p.m. - 9 p.m.

Class fee:

\$10 plus supplies

Taught by Tracy Larson

Let’s Tumble! Come make this cute Tumbler Flag just in time for the July holidays.



### Tag Along - Embroidery

June 25

6 p.m. - 9 p.m.

Class fee:

\$10 plus supplies

Taught by Tracy Larson

We need to tag all our things: bags, sewing machines and much more. Join us and make cute embroidered tags for all your needs. There is a tag for everything and everyone. There are so many cute ones, you may tag everything with them.



## JULY

### Quiet Book Pages

July 2

6 p.m. - 9 p.m.

Class fee: \$10 plus supplies

Taught by Tracy Larson

Time for the more pages. Learn how to tie a shoe. (Kit will be available for all the extras on these pages.) Be sure to sign up early and order your kits.



### Stash Baskets

July 9

6 p.m. - 9 p.m.

Class fee: \$10 plus supplies

Taught by Annette Rawlinson

Gather up four of your favorite fabric coordinates and create a basket to help you get organized. Add handles and labels if wanted. Make a small, medium or large basket and let your creativity show.







## Fabric Baskets - Moda Candy

July 16

6 p.m. - 9 p.m.

Class fee: \$10 plus supplies

Taught by Tracy Larson

Let's make some "Candy." Come learn what you can do with a Moda Candy Squares. 2½" squares are like candy to a quilter. These boxes are great to have all over your sewing room.



## Make a Wish Table

Runner Part 1

Aug. 13

6 p.m. - 9 p.m.

Class fee: \$10 plus supplies

Taught by Annette Rawlinson

Make your table the focus point of your decorating with this fun table runner. Everyone will know that there is someone having a special day when they see this creative runner inviting all to make a wish!



## Cozy Kits Small Mesh Pouch - Embroidery

July 23

6 p.m. - 9 p.m.

Class fee: \$10 plus supplies

Taught by Paula Jordan

These little mesh bags are fun and fast. The mesh is made with thread and the embroidery machine. Perfect for gifts or to carry little things in your own purse. We will be able to make one pouch; the design pack is available if you want to do more or bigger pouches.



## Make a Wish Table

Runner Part 2

Aug. 20

6 p.m. - 9 p.m.

Class fee: \$10 plus supplies

Taught by Annette Rawlinson

Keep working on this fun table runner.



## Germes Away Anywhere - Embroidery

Aug. 27

6 p.m. - 9 p.m.

Class Fee: \$10 plus supplies

Taught by Tracy Larson

Germes? Yuck! This hand sanitizer holder helps keep your sanitizer close at all times, which helps keep the germs away. It's easy and all done in the hoop.



## Crazy Patch Portfolio

July 30

6 p.m. - 9 p.m.

Class fee: \$10 plus supplies

Taught by Tracy Larson

Let's get crazy! The Crazy Patch Portfolio is easy and fun to make. All your friends will want to know where you bought it. Perfect for school, church and sewing classes.



## AUGUST

### Quiet Book Pages

Aug. 6

6 p.m. - 9 p.m.

Class fee: \$10 plus supplies

Taught by Paula Jordan

Time for more pages Farms and Potato Heads are great fun for kids to play with. (Kit will be available for all the extras on these pages.) Be sure to sign up early and order your kits.



## Semi-Private Sewing Class

This class is limited to four students. We can help you learn how to put in a zipper, make buttonholes and sew on buttons using your machine, mend your favorite blue jeans, and make home decor items for your home. Do you want to hem a skirt or dress, make a bed for your dog or cat, or adjust the fit on your favorite outfit? You name the project, and we will help you learn how to do it!

Saturday, June 14: 9:30 a.m. - 12:30 p.m.

Saturday, July 12: 9:30 a.m. - 12:30 p.m.

Tuesday, July 29: 10:30 a.m. - 1:30 p.m.

Saturday, Aug. 9: 9:30 a.m. - 12:30 p.m.

Tuesday, Aug. 26: 10:30 a.m. - 1:30 p.m.

(Remember to bring in your supplies, then move your car to a non-time-restricted place.)

Class fee: \$20 per class

Remember to sign up early and list your project so your teacher can be prepared to help you.

**'MOY GRANDE' BERNINA RETREAT**

Come join us for a summer retreat for the BIG machines. If you have the 880, 830, 780 or 750, don't miss out on the great fun we will have using the "Grande" space of the machine and the embroidery size.

**AUG. 1 & 2**

Registration fee for the retreat is \$10 and each class is \$20 (quilting classes are \$40 each) plus your supplies.

**Machine Quilt Geometric Designs without Marking #1**

Friday, Aug. 1

9:30 a.m. - 12:30 p.m.

Class fee: \$40

**Taught by Charlotte Anderson, National Teacher**

This workshop involves designs, many of them of sashiko origin, which I developed on a silk quilt that I did not want to launder – therefore marking the quilt was undesirable. Using tools and techniques, practice four to five quilting patterns from my books "One Line at a Time" and "One Line at a Time Encore." Take one or both of these quilting classes.

**About our instructor Charlotte Warr Andersen**

Charlotte Warr Andersen is an avid and well-known quilter. A native Utahn, she was born in Salt Lake City and has lived there all her life. Many needle skills were learned from her mother, but she considers most of her quilting skills to be self-taught or acquired by good observation.

Most known for her pictorial quilts, Charlotte has authored four books. Two of them, "Faces and Places – Images in Appliqué" and "Focus on Features – Life-Like Portraits in Appliqué," are unfortunately out-of-print but available in print-on-demand format. Her machine quilting books, "One Line at a Time" and "One Line at a Time Encore," are currently available and feature a unique approach to machine quilting. Charlotte also enjoys making wearable art. Charlotte takes pleasure in traveling and teaching her stitching and quilting methods. She also works as a sales representative for Blank Quilting fabrics. But stitching a portrait is still her favorite pastime.



**Charlotte Warr Andersen**

**Floral Rings - Anita Goodesign Part 1**


Friday, Aug. 1

9:30 a.m. - 12:30 p.m.

Class fee: \$20

**Taught by Donetta Brewer**

This quilts blocks are all done in the hoop. This is my type of quilt-making. The designs are created in four different sizes. Using the big machines, you will be able to create the largest size. We are sure to have fun as we learn these big, fantastic in-the-hoop quilting methods. Those that know me know that I like big.

**Machine Quilt Geometric Designs without Marking #2**


Friday, Aug. 1

2 p.m. - 5 p.m.

Class fee: \$40

**Taught by Charlotte Anderson, National Teacher**

This workshop involves designs, many of them of sashiko origin, which I developed on a silk quilt that I did not want to launder – therefore marking the quilt was undesirable. Using tools and techniques, practice six quilting patterns from my books "One Line at a Time" and "One Line at a Time Encore" plus two patterns not included in the books. Take one or both of these quilting classes.

**Floral Rings - Anita Goodesign Part 2**

Friday, Aug. 1

2 p.m. - 5 p.m.

Class fee: \$20

**Taught by Donetta Brewer**

Now that you have the technique down, keep working on the blocks and learn how to connect the blocks together.

**Open Sew**

Friday, Aug. 1

6:30 p.m. - 9:30 p.m.

**No charge for retreat attendees**

Keep sewing on the projects of the day or bring in things to prep for the classes on Saturday.





## Tic-Tac-Tote In the Hoop

Saturday, Aug. 2

9:30 a.m. - 12:30 p.m.

Class fee: \$20

Taught by Tracy Larson

Come and embroider this cute Tic-Tac-Tote. It's all done in the hoop, no additional sewing. It's "sew" easy and fun. It's done in two hoopings. It has a handy zipper for storing the pieces.



## Multi-Hooping the Easy Way

Saturday, Aug. 2

9:30 a.m. - 12:30 p.m.

Class Fee: \$20

Taught by Wendy Copus

With the new interface on the big machines, I have discovered a easier way to multi-hoop huge projects in the jumbo hoop. Come and try this method and see how you like it. The project is a family tree wall hanging or tablecloth.



## Spirograph Quilted Bag


Saturday, Aug. 2

2 p.m. - 5 p.m.

Class Fee: \$20

Taught by Maxine Lostetter

Did you love playing with the Spirograph as a kid? These quilt designs look like they were made with a Spirograph. We will be quilting the fabric with these cool designs and then turning it into a big bag to carry your quilts or supplies in. Come and get creative with the Spirograph designs. It's a lot of fun!



## Blooming Apron

Saturday, Aug. 2

2 p.m. - 5 p.m.

Class Fee: \$20

Taught by Paula Jordan

Learn how to combine words and designs plus import stitches from the sewing machine to the embroidery system to make this cute apron. It will surprise you what your machines can do! No extra software - just your machine and module. It will be a continuous design, so you will also learn to just re-hoop!



## Fiber & Fire


handcrafted goodness inside

We have exciting news! Patricia Benner from Fiber and Fire is coming to Dave's Bernina to teach you how to make a tuffet!

June 24

10:30 a.m. to 5:30 p.m.

Class fee: \$35 plus fabric plus mandatory tuffet kit \$98



Fiber and Fire is a company that reupholsters furniture with quilting fabrics and even quilts. Check out their website [fiberandfire.com](http://fiberandfire.com). She will be here for one day only, so you don't want to miss this.

Every now and then there comes a class where you just have to say, "I can do that," and this is that class! You can make our tuffet (an ottoman-like piece) just as easily as you can flip and sew. We have taken all the hard work out of it for you.

Did I mention the best part is that you will leave class with a tuffet, not a UFO? Basic sewing skills and a sewing kit are required and of course knowledge of your sewing machine is always appreciated. I sew on a BERNINA, love them, want to own as many as possible!

Patterns will be available because one is never enough. You will make more and your friends and family will want you to make them one.

## Patricia Benner's Biography

I have been sewing since the age of 6 when my grandmother bought me a little plastic machine from JCPenney. My grandmother taught me how to sew and how to create all kinds of little useful items.

We were fortunate in junior high to be offered a home economics class and guess what? It had BERNINA machines. What a relief to sew on a new machine! I have been a BERNINA fanatic ever since.

We are best known for our quilted furniture that we sell both retail and wholesale. Many of our customers live in the wonderful State of Utah, which enables me to be able to visit quilt stores throughout the state and to attend festivals. Feel free to learn more about us on Facebook under Fiber and Fire. The fiber part is obvious ... we all love fabric. The fire part is not so obvious, unless you see my eldest daughter's hair ... yep, it's red!

I have two daughters. One daughter is married and lives in Francis, Utah, and the other daughter has just graduated from high school. Currently I am the president of the Arizona Quilters Guild, which has approximately 2,000 members. To say I love to sew is an understatement! I also have two little dogs, Dudley and Gizmo. Dudley is nice, calm and sedate. Gizmo is a terror! Their personalities are just as varied as my daughters.



Need something fun for your kids to do during the summer? Sewing is a great way to learn how to be creative, express yourself, solve problems, learn to follow directions and much more. Kids ages 8 to 16 are invited to participate in Camp Sew Fun.

- The June classes start with the beginners learning rules and safety while making some fun projects.
- In July we move up a level to those that have some sewing experience. These projects are for students who already know the basic rules of sewing.
- August classes are for the kids that have been sewing. They know how to put things together and how to follow the sewing rules.

Each month the classes will be three days. You will need to buy all the project supplies and patterns. This year all projects are coming out of the book "A Kid's Guide to Sewing." Pick one up at Dave's Bernina and be ready for the summer.

## Belt - Bag - and More for the Beginner Sewer

June 17, 18 and 19

10:30 a.m. – 3 p.m.

**Class fee: \$75 plus supplies** (kits will be available), or \$225 will include a Bernette Seville that they can take home at the end of club plus supplies.

**Taught by Maxine Lostetter**

If your child is interested in sewing, this is the perfect class to get them started. We will start off making a belt with matching bracelets. When you have a sleepover, you need a bag to carry all your stuff in, so we will make a Sleepover Bag that students will put their name or initials on. Then we will make a book cover or an iPad cover. It is made from scraps and you will get a chance to be creative. All of the covers will be different!



## Cuddle UP for the Intermediate Sewer


August 6, 7 and 8

10:30 a.m. – 3 p.m.

**Class fee: \$75 plus supplies** (kits will be available), or \$225 will include a Bernette Seville that they can take home at the end of club plus supplies.

**Taught by Paula Jordan and Tracy Larson**

Come make a fast and fun throw! Curl up with a good book or movie or take it to the ball games. This quilt is completed as you go so when the top is done, so is the back. Bind and you have a completed quilt. Add a fun and simple pillowcase to go with your throw. This will make the set complete. We will even help you embroider your name on to it.



## All Dressed Up for the Upper Beginner - Intermediate Sewer

July 14, 15 and 16

10:30 a.m. – 3 p.m.

**Class fee: \$75 plus supplies,** or \$225 will include a Bernette Seville that they can take home at the end of club plus supplies.

**Taught by Annette Rawlinson and Paula Jordan**

Sewing a two-tiered skirt is a great way to start this intermediate session of Camp Sew Fun. Grab two bright prints and have fun mixing them to create this simple skirt. Next we will make a quick and easy reversible messenger bag. The bag's strap is long enough to wear cross-body style, or make it shorter for a cool over-the-shoulder look. The third project is a cute hairband. The hairband not only makes it easy to keep your hair off your face, but it is a stylin' way to keep cool!



## Christmas in July

Join us as we create a bag that will make a great gift for your friends and family. Christmas in July will give you time to get them done for Christmas. In the store, you will also be able to see many other projects that will make great gifts. Sign up early for the class, or plan your day to stop in and pick up patterns or sign up for classes to make more fun gifts!

### Beatle Bag

Thursday, July 17

10:30 a.m. - 4:30 p.m.

**Class Fee \$40 plus supplies**

**Taught by staff**

The Beatle Bag is your personalized traveling bag. Use it as a sewing supply holder, or you could store beads, flosses, make-up, jewelry or even a first aid kit. It's great for all kinds of uses. Want to make more than one? Buy extra sets of inserts.





# Software Sampler

A BERNINA Virtual Club

Learn new software techniques while enjoying the friendship of fellow BERNINA owners. As a part of our "Royalty Program" you receive one year of a club membership for free. This is a great club for those who want to learn more about BERNINA software and its amazing features. There are ten club events per year. Extra discounts on notions, accessories, and more are always given during club events! Come join us on the third Monday at 10:30 a.m. or Tuesday at 6:30 p.m. each month. Sign up online, or call to reserve your spot. You can also call and order a copy of the CD.

## Dimensional Embroidery

Monday June 16

10:30am - 1:30pm OR

Tuesday, June 17 6:00pm - 9:00pm

Class fee: \$10

Taught by: Donetta Brewer &  
BERNINA Educator Amanda Whitlatch

Explore the new opportunities for dimensional embroidery with raised satin stitching, Trapunto, PunchWork and Stump-Work.



## Appliqué Options

Tuesday July 15

6 pm - 9 pm OR

Monday, July 21 10:30am - 1:30pm

Class fee: \$10

Taught by: Donetta Brewer &  
BERNINA Educator Amanda Whitlatch

Learn the different appliqué techniques available in the soft-ware. Create beautiful appliqué designs with multiple pieces and decorative stitches.



## Make it HUGE

Monday August 18

10:30am - 1:30pm OR

Tuesday, August 19

6:00pm - 9:00pm

Class fee: \$10

Taught by: Donetta  
Brewer &

BERNINA Educator Amanda Whitlatch

Create a multi hooped design. Review the new features of BERNINA Embroidery Software 7 for better automatic multiple hooping and learn to use the new manual options to create and set your own reference points.



# COUPONS

Valid at both Provo & St. George Locations



## JUNE COUPON

# 20% OFF

## Tutto Cases



With Coupon • While Supplies Last • Valid June 1-30, 2014

## JULY COUPON

### Days of '47 Sale!

# 12 Spools of Isacord Thread for \$47



With Coupon • While Supplies Last • Valid July 1-31, 2014

## AUGUST COUPON

# 20% OFF

## Metrosene Sewing & Sergers Thread



With Coupon • While Supplies Last • Valid June 1-30, 2014



# BERNINA Club

A BERNINA Virtual Club

Learn new or traditional sewing techniques while enjoying the friendship of fellow sewers and BERNINA owners. As a part of our "Royalty Program," you receive one year of a club membership for free. This is a great club for those that want to learn more about sewing, feet, tips and tricks, and much more. There are 10 club events per year. Extra discounts on notions, accessories and more are always given during club events.

Come join us on the first Tuesday each month at 10:30 a.m. Sign up online, call to reserve your spot or call and order a copy of the CD.

## Flip Skirts

Tuesday, June 3  
10:30 a.m. - 12:30 p.m.  
Class fee: \$10

Taught by staff and Bernina  
Educator Susan Fears

Banish pants for the summer – wear a reversible skirt. Perfect for summer and summer vacations, they provide a variety of stylish options. One-page directions indicate how easy they are.



## Club Therapy

Tuesday, July 1  
10:30 a.m. - 12:30 p.m.  
Class fee: \$10

(This extra is not included in the free year or the one-year prepaid)

Taught by staff

Do you feel overwhelmed by the unfinished projects you have from BERNINA Club? Come bring the project and finish them up. It is the best therapy!



## Simply Leafy

Tuesday, Aug. 5  
10:30 a.m. - 12:30 p.m.  
Class fee: \$10

Taught by staff and Bernina  
Educator Susan Fears

Make a simple table runner or wall hanging while taking advantage of the decorative features unique to the overlocker/serger. Learn how simple the decorative techniques are to do.



# Quilt Club

Quilt club is an amazing way to learn new techniques and skills or just to do them again for fun. Join us for a fun time learning how to make quilting projects from small to large.

## Border of the Month

Friday, June 20 • 10:30 a.m. - 12:30 p.m.

Class fee: \$10 plus supplies

Taught by Annette Rawlinson

We have a few more classes to finish up our quilt. This border is an amazing braided border; it is created with a different shape than you think.

Friday, July 18 • 10:30 a.m. - 12:30 p.m.

Class Fee \$10 plus supplies

Taught by Annette Rawlinson

Last class time to finish up our quilt. We will be putting all the borders together to create a stunning quilt top. We can't wait to see them done.

## Pieced Scatter Rug

Friday, Aug. 15 • 10:30 a.m. - 12:30 p.m.

Class Fee \$10 plus supplies

Taught by Annette Rawlinson

Time to do a fun small project! What do you do with two-and-a-half-inch strips of fabric and leftover batting from other projects? Make a fun scatter rug to use them up! Learn new techniques while making this rug. There are two different ways of finishing it too.



## HoopSisters 2014 "Embroidablock" of the Month!

Coming in SEPTEMBER to Dave's Bernina an amazing class to immerse yourself in! Join us in creating a HoopSisters block of the month! You will learn the unique technique of combining embroidery with piecing and quilting to make perfect quilt blocks in the hoop of your embroidery machine. When you are through with this 11 month class, you will have an amazing quilt to use and show your friends. These designs are not available for direct sale until two years from their original release date. So.....don't wait! Sign up today! And Save your dates!

## Jacobeau Journey

Instructor: Nina Cooke

You will be learning about fabric selection and the different supplies needed in the first class.

2 p.m. - 5 p.m. for 11 Months

Class Fee: \$50 start up then \$20 per month for 10 months This includes designs but not fabric, batting, thread etc.

Dates: September 2014 - August 2015





# Software Club

Scan It - Digitize It - Plan It - Stitch It

Using BERNINA Embroidery Software 7, this class will help you learn the process of scanning a picture, planning your project, digitizing it and then stitching it. Each month in a type of "Block of the Month" club you will use different techniques that can be put in a quilt, wall-hanging, table runner, quiet book, sampler book or anything else you can imagine. You are the designer!

## Cross Stitch Fun

June 5


1 p.m. - 3 p.m.

Class fee: \$10

Taught by

Wendy Copus

The cross stitch capabilities in the software are so fun. Embroidering cross stitch designs is fast and easy. Once you create the design in the software, you will be able to stitch it out as many times as you would like. We will scan a cross stitch design from a book, digitize it, embroider it and edit it. See the before and after in the photo.



## StumpWork

July 10 and 17

1 p.m. - 3 p.m.

Class fee: \$20

Taught by Wendy Copus

No scanning on this one yet. Learn one of the new features of BERNINA Software 7 called StumpWork. Turn flat embroidery design into a three-dimensional masterpiece. Add petals to flowers for a naturalistic effect; create a wreath of leaves to decorate your home. Let's be creative with this great feature and bring your embroideries to life.



## PunchWork

August 7

1 p.m. - 3 p.m.

Class fee: \$10

Taught by Wendy Copus

No scanning on this one yet. Learn one of the new features of BERNINA Software 7 called PunchWork. Combine embroidery with PunchWork for incredible 3D effects. Add details to a newly created or existing embroidery design in just one click. BERNINA Designer Plus Software 7 allows you to create felted needle punch right in the hoop.



# Serger Club



Sergers and sewing machines are great companions in your sewing room. Join us on the third Thursday each month at 6:30 p.m. and learn how to create using your serger with a little sewing machine added. There are always new tips and tricks to learn, so don't miss out on the fun.

## Sunny Days Tank

Thursday, June 19


6:30 p.m. - 8:30 p.m.

Class fee: \$10 plus supplies

Taught by

Annette Rawlinson

This adorable tank will help your child breeze through these hot summer days. Bring your favorite knit fabric and come learn two techniques that add flair to your garments: shirring and lettuce edge rolled hems.



## Crinkle Quilt

Thursday, July 17

6:30 p.m. - 8:30 p.m.

Class fee: \$10 plus

supplies

Taught by

Kristine Palmer

Ruffles are fun but crinkles are amazing. This quilt is full of color and crinkles that babies will love. At the same time, it's a forgiving pattern that comes together in a few hours and doesn't require any precision piecing. The finished quilt is about 40 inches square. The size is perfect for covering a newborn or for use as a playmat for an infant, and it doesn't take much room in the wash. For a toddler, it's a great size for strollers and car seats, and it's still large enough to be a lap quilt for a child or adult.



## Heirloom Pillow

Thursday, Aug. 21

6:30 p.m. - 8:30 p.m.

Class fee: \$10 plus

supplies

Taught by Annette Rawlinson

Sergers are not only for seams. This heirloom pillow will give you a chance to learn some creative ways to apply many different serging techniques on cotton fabric. Ribbon, lace flatlocking and tucks will give you a nice start for a lovely heirloom look.





# All About Embroidery

A BERNINA Virtual Club

Machine embroidery is so much fun. Come learn useful embroidery techniques and ideas while enjoying the friendship of fellow embroidery enthusiasts!

As a part of our "Royalty Program," you receive one year of a club membership for free. All About ME is a great club for those who want to learn more about sewing, embroidery, hooping, stabilizers and much more.

There are 10 club events per year. Extra discounts on notions, accessories and more are always given during club events.

Join us on the third Friday each month at 1:30 p.m. Sign up on-line, call to reserve your spot or call and order a copy of the CD.

## Easy Quilting

Friday, June 20

1:30 p.m. - 4:30 p.m.

Class fee: \$10

Taught by: Kristine Palmer and  
BERNINA Educator Kay Hickman

Practice quilting in the hoop and stitch up some potholders and hand mitts. These are sure to brighten up kitchen chores. Also, explore specialty stabilizers to use when you're unable to hoop a project in the conventional manner.



## Get Organized


Friday, July 18

1:30 p.m. - 4:30 p.m.

Class fee: \$10

Taught by: Kristine Palmer  
and BERNINA Educator Kay Hickman

Have fun with embroidery and make a great set of stackable baskets to keep all sewing room supplies tidy. Also, identify what essentials are needed to embroider and ways to keep them organized.



## Ducks In a Row

Friday, Aug. 15

1:30 p.m. - 4:30 p.m.

Class fee: \$10

Taught by: Kristine  
Palmer and  
BERNINA Educator Kay Hickman

Ducks won't be embroidered in this lesson but learning how to properly align multiple designs and stitch them out continuously in a row will be. Explore different methods used to accomplish this - from machines to software and embroidery aids.



# Embroidery Club

## Made in America

June 2 and July 7 • 2 - 5 p.m.

Taught by Donetta Brewer

Bring your supplies in and  
then remember to move your car.

Class fee: \$150

(this covers the class and the designs)

Claudia Dinnell is making this design pack only for those that take this class. Her method of multi-hooping is so fantastic you're sure to be a success. In this class we will use the large oval hoop, the mega hoop and on up to the jumbo hoop if you have it. We are about halfway through all the blocks. This is a beta class, so there is some emailing that you need to do with Claudia so that her patterns and designs will be very clear.



## Stabilizer Holder

Thursday, June 12 • 6 p.m. - 9 p.m.

Taught by Kristine Palmer

This is the last class to finish up the Stabilizer Holder. Bring your pockets and base and sew the pockets on. Learn about the Wash-Away stabilizers too.



## Embroidery UFO Class

July 10 and August 14 • 6 p.m. - 9 p.m.

Taught by staff

Do you have UFO's (UnFinished prOjects) sitting around? Call, sign up and tell us what you need help on, then bring those unruly projects on in and finish them up. This will be your night of accomplishment. See you there!

## Sincerely Yours Quilt Embroidery Block of the Month

June 28, July 19 and Aug. 23

10 a.m. to noon

Class fee: \$10 each month  
plus design and supplies

Taught by Wendy Copus

With the three sizes to choose from that you can make in the colors of your choice, you can make this a great quilt to have in your home or to give as a gift. The quilt uses the jumbo hoop or the mega hoop depending on your machine. Join in at any time.

