

35th Ave **FABRIC WORLD**
SEW & VAC

Your complete resource for sewing, embroidery and quilting!

Class Schedule
for
April • May • June

*Special One-Day Only Coupons—
See Page 18!*

Into Spring!

The weather is warming and color is bursting out all over! Everyone is getting inspired to create new projects!

You deserve the best sewing experience you can possibly have. We believe using the best tools available helps ensure perfect results. That's why we proudly carry Pfaff, Baby Lock and Elna sewing, embroidery machines and sergers. We would love to show you how a new machine will take your passion for sewing to a whole new level.

A special thanks to all of you who help promote us to your own family and friends. Our business continues to grow because you all help spread the good word.

We strive to make 35th Avenue Sew & Vac a very special place to be. If there is ever anything we can do to make 35th Avenue Sew & Vac even better, please give us a call. Your feedback helps us to improve.

Happy Sewing!

Bill Foye & the 35th Avenue Team



Our Promise to You!



Our Customers Come First!

Receive help and assistance, right from the start—in person or on the phone. There is no question too large or too small—on anything you need to know about sewing.



Fun and Friendly Service!

Our staff strives to exceed your expectations by making 35th Avenue Sew & Vac a fun place to shop!



Free Owner's Classes!

Owner's classes are included with the purchase of your machine. Specialty classes and clubs are also available to increase your knowledge and fun!



35th Avenue Bumper-to-Bumper Warranty!

This value added package has everything we offer in writing, including extended warranties, regular maintenance and more!



Quality Machines at a Great Price!

We offer Baby lock, Pfaff and Elna Sewing Machines below MSRP. Great quality at a great price!



Trade-Up Program!

Start with the machine that meets your needs and budget. As your sewing needs change, trade-up opportunities are available.



This symbol appears next to a NEW class or one that has returned after a long absence!


Coming Events



3-D Leaves
April 27th
9:30am – 5:00pm
Northern Location

Fun With
sulky Blendables *Sit & Sew*
WORKSHOPS

This advertisement features a photograph of several 3-D leaves in various colors (purple, green, white) and textures, some with intricate lace-like patterns. The text is arranged in a clean, modern font, with the event title in a large, red, cursive font.



Hatched in Africa
May 3-4



Judy Niemeyer Quilt Project:
Summer Solstice

With
Belinda Duncan &
Kelly Grant



July 20 & 21
Northern

This advertisement has a purple background. It features the title in a large, orange, cursive font. Below the title, the names of the instructors are listed in white. A small image of a colorful quilt with a starburst pattern is shown. The dates and location are listed at the bottom.



November 15 & 16



You're In the Loop
With Margaret Tully



October
11 & 12

This advertisement has a yellow and orange background with decorative swirls. The title is in a large, bold, orange font. Below it, the name of the instructor is written in a green, cursive font. A photograph of Margaret Tully sitting at a sewing machine is included. The dates are listed in a large, bold, black font.

Plus more events in the planning stages!!! Check our website frequently for more details.

35th Avenue Clubs

35th Avenue Divas with Jackie and Sandy



With so many cool tools and fun projects available to fiber artists today, Jackie & Sandy will demonstrate new techniques and share helpful tips each session.

Northern Fourth Saturday, Every other month, beginning January, 2013 Only \$5 per session Register online!

Baby Lock Brother Achievement Club

Instructor: Mary Coonts

This club focuses on the features and capabilities of the high-end Baby Lock and Brother machines, including the Ellisimo, Elegante, Innovis, and Quattro. Each month, a project that uses the various capabilities of these wonderful machines is offered to each person who is registered. Email notification, supply list, and project description are provided in advance of each session. During the session, written instructions are provided in order that students may recreate these projects on their own as well as during the session. \$15/class or \$75/year



- **Northern 4th Tuesday 1pm—3:30pm or 4:30pm—7pm**
- **El Mirage 4th Wednesday 9:30am—Noon 1pm—3:30pm**

Serger Club

If you are confused with all those threads, loopers and think the only thing you can do is finish seams, you need to join this club. You will learn the ins and outs of this very useful machine. You'll learn a lot and make lots of clever projects. \$75/year or \$15/session



- **El Mirage 1st Wednesday 9:30am—12:30pm with Mary Beth Carr**
- **Northern 3rd Monday 9:30am—2pm with Lou Hurst**
- **Chandler 2nd Wednesday 10am—Noon with Pat Miller**

Pfaff creative vision / creative sensation Club

Instructor: Connie Grossarth

If you want to know more about your Pfaff creative vision or creative sensation, this is the club for you! This club provides machine techniques, sewing techniques, some projects, and lots of idea sharing, etc. Monthly email notices will be sent to enrolled students. \$75/year or \$15/session



- **Northern 4th Monday 10am—Noon**
- **Chandler 3rd Friday 11:30am—1:30pm**

Clothesline Club

Instructor: Belinda Duncan

If you love 30s reproduction fabrics, then this club is for you! We'll use Darlene Zimmerman's patterns and books to create treasures of bygone years. \$75/year or \$15/session



- **Northern 1st Wednesday 10am—2pm**
- **Northern 2nd Wednesday 10am—2pm**
- **Northern 2nd Saturday 10am—2pm**

35th Avenue Clubs

\$10 Quilt Club 2013

Just \$10 gets you started with this terrific club that meets once each month. Attend the first class for rules/guidelines.

- El Mirage 1st Saturday 9am—9:30am with Belinda Duncan
- Northern 3rd Friday 9am—9:30am or 9:30am—10am with Belinda Duncan
- Northern 3rd Saturday 9am—9:30am or 9:30 am—10am or 10am—10:30am with Belinda Duncan
- Chandler 1st Saturday 9:30am—10am or 10am—10:30am with Shirley Dupré



Pfaff 4D Software

Instructor: Connie Grossarth

This club is for those who have the 4D Software program and want to improve their skills using it. We meet once a month and “learn” or “relearn” all that this program has to offer – editing designs, adding to designs, cutting out unwanted stitches – and much, much more. If you have this software program, please come to see what this club offers - you will be surprised at what you can do! \$75/year or \$15/month

- El Mirage 2nd Friday 10am—Noon
- Chandler 3rd Friday 2pm—4pm



Pfaff 5D Software

Instructor: Connie Grossarth

This club is a great way to be introduced to the new 5D Software! Besides learning all the new features of the basic program, the 5D offers the Monogram module and the Family Tree module. Come join us for fun and immerse yourself in this new WONDERFUL program. \$75/year or \$15/month

- Northern 2nd Friday 1:30pm—3:30pm
- Chandler 3rd Friday 9:15am—11:15am
- Northern 4th Monday 1:30pm—3:30pm



Purse of the Month Club

Instructor: Marlene Hoffenbrodel

This club is a great way to learn new purse techniques and build your purse wardrobe. \$75/year or \$15/month

- El Mirage 3rd Friday 9:30am—3:30pm
- El Mirage 4th Friday 9:30am—3:30pm



Electric Quilt 7 Club

Instructor: Connie Grossarth

The top quilt design software in the industry! For beginners and advanced users. Make designing fun with EQ7! \$75/year or \$15/session

- Northern 2nd Wednesday at 10am-Noon
- Chandler 3rd Wednesday at 11:30am—1:30pm



5D QuiltDesign Creator Club

Instructor: Connie Grossarth

Whether you are a frame quilter or an embroiderer, 5D™ QuiltDesign Creator will help you to quilt a masterpiece. \$75/year or \$15/session

- Northern 2nd Wednesday at 1pm-3pm



5D Stitch Editor Plus Club

Instructor: Connie Grossarth

Reshape and restyle your embroideries with object editing features. Select a group of stitches and the objects will be recognized. You can easily reshape and extend satin or fill areas. Convert areas to different fill patterns, specialty, MultiWave or Motif fills. Increase or decrease density of an area with one click! \$75/year or \$15/session

- Northern 3rd Tuesday at 1pm-3pm
- Chandler 3rd Wednesday at 9am-11am

35th Avenue Clubs

Batik Club

Instructor: Koni Severson

A different project each month using beautiful batiks. \$75/year or \$15/month.

- Chandler 3rd Monday 10am—2pm

Pfaff Advanced Techniques

Instructor: Pat Miller

Using the Pfaff Techniques workbook we will cover each chapter. \$75/year or \$15/session

- Chandler 4th Wednesday 10am—Noon



Embroidery Club

Learn more about the creative possibilities of your embroidery machine. \$75/year or \$15/month

- Chandler 2nd Wednesday 1pm—6pm with Pat Miller
- Northern 4th Thursday 9:30am—3:30pm with Lou Hurst



Make That Quilt

Instructor: Arlene Blouch

Do you have a lot of quilt kits? Either purchased or one you put together yourself? Well, here is your chance to work on those kits. \$75/year or \$15/month

- Northern 3rd Tuesday 10am—2pm



Whatever with Terry

Instructor: Terry Williams

Join friends and work on those projects you wish you could finish! Open sewing for 'whatever' you're working on today! \$75/year or \$15/month

- El Mirage 3rd Saturday 9am—12:30pm
- Northern 3rd Sunday 10am—2pm



Applique Club

Instructor: Kelly Grant

Learning and practicing applique—covers a wide variety of hand and machine applique techniques. \$75/year or \$15/session.

- El Mirage 1st Saturday Noon—4pm




Thimleberries 2013 Club

Instructor: Terry Williams

- ◆ Great projects for 2013. **Club Member Benefits . . .**
- ◆ Book is less than half the price of 12 individual block patterns for traditional Block-of-Month Programs.
- ◆ All projects are photographed and illustrated in full color in one book.
- ◆ The smaller projects give a real sense of accomplishment and add more variety to the club.
- ◆ Large Queen Quilts for customers who like big quilts.
- ◆ Easy Scrap quilt
- ◆ Monthly Meeting Patterns for small, quick projects. \$75/year or \$15/session

- El Mirage 2nd Saturday 9am—12:30pm
- Northern 2nd Sunday 11am—3pm
- Northern 2nd Thursday 10am—2pm



Beginning Sewing & Garment Classes

Beginning Sewing—Pillowcase and Pattern Reading

Instructor: Shirley Dupré **Fee:** \$35

If you don't know how to sew, this is the place to start! Create a fancy pillowcase for your favorite pillow! This easy pattern, from Sew Easy Pajama Pants by Cindy Taylor Oates, uses the standard straight and zigzag stitches. It's perfect for beginners. **This class is recommended prior to all other Beginning Sewing classes.**

- **Chandler** Tuesday, April 2 10am—4pm
- **Northern** Wednesday, April 10 10am—4pm

Beginning Sewing—Pajama Pants

Instructor: Shirley Dupré **Fee:** \$35

Using the same pattern from Cindy Taylor Oates, make a cute pair of pajama pants.

- **Chandler** Tuesday, May 7 10am—4pm
- **Northern** Tuesday, May 21 10am—4pm



Garments with Style—with Karla Fowler

One Seam Pants

Instructor: Karla Fowler

Make the pants that made Louise Cutting famous. We will be using her updated One Seam Pants pattern. You'll make many of these because of their comfort and fit! Check online for dates and locations. \$35

- **Northern** Saturday, April 13 9:30am—1:30pm
- **Northern** Friday, May 17 9:30am—1:30pm
- **Northern** Monday, June 10 1:00pm—4:00pm
- **El Mirage** Monday, May 13 9:30am—1:30pm
- **El Mirage** Friday, June 7 9:30am—1:30pm



As You Wish Jacket

Instructor: Karla Fowler

A flattering jacket that's quick to sew and lends itself to a variety of embellishments. Five easy pieces make up this classic jacket. Embellish to your hearts content—this jacket style is perfect for ruffling, applique, quilting, and more. Two-session class. \$35

- **Northern** Thurs May 2 & May 9 9:30am—1:30pm
- **Northern** Tues May 21 & May 28 9:30am—1:30pm
- **El Mirage** Rues June 11 & June 18 9:30am—1:30pm



By Popular Demand

Instructor: Karla Fowler

Great looking casual jean jacket with pocket—from a Louise Cutting design. 2-session class. \$30

- **El Mirage** Tues Apr 16 & Apr 23 9:30am—1:30pm
- **El Mirage** Thurs May 23 & May 30 9:30am—1:30pm



Beginning Sewing & Specialty Classes

Open Sewing Day—Chandler

Bring a lunch, plan a pot luck with friends. Great time to work on those unfinished projects. \$5/session

- **Chandler** Every Sunday 11am—3pm



Sewing for Kids and Teens

Kids Corner

Instructor: Shirley Dupré

Fun projects designed to introduced kids to sewing. 8-week series.. \$80

- **Northern** Sundays, beginning April 7 12:30pm—2:30pm
runs through Sunday, June 2 (no class on May 12, Mother's Day)



Learning How to Sew

Do you know someone who has always wanted to learn how to sew but doesn't know where to begin? Well, we have an answer ... and, her name is Shirley Dupré.

Shirley has helped all ages, male and female, with sewing questions and challenges. From putting in a zipper to hemming a pair of pants, Shirley has helped people get started with a skill that will last a lifetime.

Shirley gives private lessons as well as group classes that begin with pattern reading and making a simple pillow case.

If you have a specific requirement, just discuss it with Shirley and she can give you some ideas on getting started and what she can do to mentor you along the way.

Just call our Northern store at 602-841-5427 and ask for Shirley.



Specialty Technique

Pose-able Animal Creations

Instructor: Sharon Allen

Create a sweet pose-able creature with fabric, a bit of wire, stuffing, yarn and ingenuity!

Join Sharon Allen at our Chandler location as she gives you step-by-step instruction on how to make these lovely little creations. \$40 for a **2-session class**

- **Chandler** Saturday, May 18 & May 25 9:30am—3pm



Specialty Techniques & Classes

AccuQuilt Go! Mystery Quilt

Instructor: Sue Edberg

Each month we will be using our AccuQuilt Go! or Go! Baby die cutting systems to cut the fabric for our Mystery Sampler Quilt. \$15/session.

- Northern Saturday, April 27 • May 25 • June 22 1pm—3:30pm



AccuQuilt Go! Open Workshop

Instructor: Sue Edberg

Did you just get your AccuQuilt Go? Are you afraid to use it? Are you having trouble getting accurate cuts? Do you want to learn the best way to use this product? \$25.

- Northern Saturday, April 13 1:30pm—4pm



AccuQuilt Go! Tips, Tricks & Hints

Instructor: Sue Edberg

This is an introductory course in how to get the most from your AccuQuilt Go! and Go! Baby. \$25.

- Northern Saturday, April 13 9:30am—11:30am

Beginning Paper Piecing

Instructor: Shirley Dupre

If you are an intermediate quilter and if you have ever wanted to learn to Paper Piece, this class is for you. Three easy blocks will be used to introduce this technique and to make a lovely quilt. Come join the fun! \$45 for 3-session class.

- Northern Tuesday, April 23 • May 28 • June 25 10am—1pm



Put Your Best Foot Forward

Instructor: Mary Beth Carr

Learn more about the feet that came with your machine while you create a beautiful project \$22/session, includes kit.

- Northern Sunday, April 7 • May 5 • June 2 Noon—3pm
- Northern Friday, April 12 • May 10 • June 14 1pm—4pm
- El Mirage Saturday, April 20 • May 18 • June 15 1pm—4pm
- El Mirage Thursday, April 11 • May 9 • June 13 1pm—4pm



35th Avenue Block of the Month Programs

Mill Girls BOM

Instructor: Arlene Blouch

Mill Girls runs from October 2012 thru **July 2013**. Based on fabric collection by Judie Rothermel. \$15/session.

- Northern 4th Wednesday 10am—2pm



Women of Courage

Instructor: Arlene Blouch

Windham Fabrics latest collection by Nancy Gere—12 month BOM runs through **July 2013**.

- Northern 2nd Tuesday 10am—2pm



Around Times Square

Instructor: Kelly Grant

Stunning quilt—runs January through **October**. \$15/session.

- El Mirage 4th Saturday 9:00am—4pm
- Northern 3rd Thursday 10am—4pm



Michael Miller Clubhouse 2013

Instructor: Kelly Grant

Join the Club with Michael Miller Fabrics and Swirly Girls Design. Beautiful fabrics, innovative quilt designs and Bonus Projects make Clubhouse perfect for 12 months of fun!

\$15/session

- Northern 3rd Wednesday 9am—1pm
- El Mirage 4th Saturday 10am—2pm



Feathered Star

Instructor: Sue Carlson

We are excited to present another of the HoopSisters Embroidablocks. This is a block of the month presentation and the quilting in this unique quilt was done by Master Quilter Sharon Schamber. This is an appliqued embroidered quilt and once you have stitched all your blocks and assembled the quilt all that is left is the binding and you have a completed wall-hanging or bed quilt. No machine will be necessary to carry to class. Just come and pick up your blocks, stitch at home and return the next month for your next group of blocks. What could be easier. An INFORMATIONAL PRE-SESSION WILL BE HELD Saturday 4/6 FROM 10-12:30 BEFORE THE START OF CLASSES. YOU WILL GET THE SUPPLY LIST AT THIS SESSION. \$40 start-up fee; \$15/session

- Northern Sunday April 14 • May 12 • June 9 • July 14 • August 11 • September 8 • October 13 • November 10 • December 8 • January 12 • February 9 Noon—2pm




Purse & Bag Classes

Bag I—Half Moon Bay Bag

Instructor: Ruth Dion

This cute tote is fully lined and has 2 inside pockets. This tote is ideal for carry-on or carry-all. Uses just 6 fat quarters. \$30

- Chandler Wednesday April 17 10am—2pm



Bag II—Bermuda Bag

Instructor: Ruth Dion

This bag can be made with jelly roll fabrics. Looks wonderful done in batiks. Zipper closure and inside pockets make this a great shoulder bag. \$30

- Chandler Wednesday May 15 10am—2pm



Bag III —Pockets A Plenty

Instructor: Ruth Dion

If you love pockets, you will love this bag. Total of 11 pockets: 3 exterior and 8 interior. \$30

- Chandler Wednesday June 19 10am—2pm



Evening Mist Bag

Instructor: Terry Williams

Curves??? That's right, curves! This pattern is much easier than it looks and goes together like a dream. You will learn how to add pockets (not included in the pattern) to the inside of the bag. We all need pockets to secret away all those little treasures. Really fun bag to make and to carry. \$20

- Northern Sunday May 26 10am—3pm



Tea Leaf Tote

Instructor: Shirley Dupre

This beautiful tote is made from 5" squares of fabric. It is large enough to hold your knitting, shopping or another quilting project. We all can use another Tote! \$45 for a 3-session class

- Northern Monday, April 8 • May 13 • June 10 10am—1pm



Embroidery

Beyond the Color Purple

Instructor: Mary Beth Carr

This is a queen size quilt with a center medallion. We will be doing multiple hooping with embroidery and applique techniques. \$15/session.

- Northern Saturday, Apr 27 • May 25 • Jun 22 9:30am—12:30pm
- El Mirage Wednesday, Apr 10 • May 8 • June 12 1pm—4pm



Embroidery Basics

Instructor: Janet Carr

Success in embroidery begins with the fundamentals. We will walk through each step of the embroidery process with plenty of emphasis on stabilizers! Perfect for beginners and veterans who want to learn a few new tips & tricks. Taught independent of make/model of embroidery machine. \$35

- Northern Saturday, April 6 10am—4pm
- Northern Saturday, May 4 10am—4pm
- Northern Saturday, June 1 10am—4pm



Anita Goodesign Crane Tapestry

Instructor: Mary Beth Carr

Wall hanging made in the hoop—no additional quilting is necessary.

\$45; 3-session class

- El Mirage Thursday, April 25 • May 23 • June 27 10am—4pm



Old World Paisley Table Runner

Instructor: Lou Hurst (Northern) & Mary Beth Carr (El Mirage)

You will be embroidering on wool felt, and what joy! No stabilizer!!! This project is a beautiful work of art that, when finished, you won't believe that you really did it! \$75; 3-session class

- Northern Wednesday April 17 • May 15 • June 19 9am —3pm
- El Mirage Thursday April 18 • May 16 • June 20 10am—4pm



Tree of Life

Instructor: Mary Beth Carr

Embroidered squares combined to make a tree on which to hang your family history. \$45; 3-session class

- El Mirage Wednesday April 17 • May 15 • June 19 9:30am—12:30pm



Embroidery

What is a Thumb Drive?

Instructor: Kelly Grant

This class covers the basics of transferring embroidery designs from CD to thumb drives. Tips on what to avoid and how to keep your designs organized on your computer. \$15

- El Mirage Tuesday, April 30 10am—2pm
- El Mirage Tuesday, July 30 10am—2pm
- El Mirage Tuesday, October 29 10am—2pm



Orientation

Baby Lock Ellisimo / Ellisimo Gold Upgrade Classes

Instructor: Sue Carlson

Learn how to use the capabilities of each upgrade. No charge.

- Northern Upgrade #3 Friday, April 5 9:30am—12:30pm



Baby Lock User Class 3

Instructor: Sue Carlson

3rd in a series of user classes designed to teach you about the embroidery functions of your new Baby Lock. No charge.

- Northern Saturday, Apr 20 • May 18 • Jun 15 • Jul 20 • Aug 17 • Sep 21 • Oct 19 • Nov 16 • Dec 21 9:30am—4:30pm



Did you know???

35th Avenue Sew & Vac is the **only** retailer in Arizona that carries all 388

colors of the Sulky rayon threads, along with all of the Blendables, all of the metallic threads, every stabilizer and the 60 weight PolyLite?

35th Avenue is the ultimate Sulky destination!

Quilt Projects



Christmas Star

Instructor: Terry Williams

This little jewel is easily made, especially if you are using pre-cut strips, called jelly rolls. This may be made of Christmas fabrics or your choice of fabrics. This quilt is very nice done in patriotic colors. Whether using jelly rolls or fat quarters, make sure you pick up the fabric required for the borders. \$15/session; 2-session class.

Northern Sunday, April 21 • April 28 1pm—4pm




Less Than Traditional Quilt

Instructor: Shirley Dupré

This class is a 3-session class. This lap sized quilt is fun for both the beginner and the experienced quilter. \$60 (\$20/session)

Northern -1 Monday, Apr 17 • May 15 • June 19 1pm—4pm
 Northern -2 Saturday, Apr 27 • May 25 • June 22 1pm—4pm
 El Mirage Monday, Apr 15 • May 20 • June 17 10am—1pm
 Chandler Saturday April 6 • May 4 • June 1 10am—1pm




Batik Choices

Instructor: Terry Williams

This pattern gives the quilter SIX layout choices using ONE block, making it a pattern that can be used many times. Choices in size are also available. Featuring light, medium and dark batiks (other fabrics can also be used) yardage can be used, the accent color can be light or dark creating dramatic contrast or a medium color for a more subtle color way.

\$15/session; 2-session class

Northern Sunday, June 23 & June 30 10am—2pm



Playpen

Instructor: Sandy Goforth

The Playpen is a unique quilting group. There is always a project offered, but no one is obligated to participate in that project. You can come and bring any of your projects and everyone will give you lots of support. \$10/session.

• Northern Playpen I Friday, April 12 • May 10 • June 14 9:30am—1pm
 • Northern Playpen II Saturday, April 20 • May 18 • June 15 12:30pm—4pm



Flowers for My Wedding Ring

Instructor: Belinda Duncan

Flowers For My Wedding Ring is a pattern By Judy Niemeyer. In typical Judy Niemeyer fashion Judy has taken the plain Wedding Ring pattern and turned it into something so very different and what a keepsake this one will make!!! Come along and join us if you love paper piecing and applique and make this beautiful keepsake quilt that you will treasure for many years to come! \$15/session; 6 sessions

Northern Sunday, April 7 • May 5 • June 2 • July 7 • Aug 4 • Sept 1 10am—3:30pm



Quilting Fundamentals



ABCs of Quilting with Terry Williams



Four half-day sessions will get you started with the basics of quilting in the ABCs series, taught by Terry Williams. Topics include: Rotary Cutting • Piecing • Borders • Quilting This class is a 4-part series. \$20/session

- Northern ABCs #1 4/2 • 5/7 • 6/4 10am—1pm
- Northern ABCs #2 4/2 • 5/7 • 6/4 1:30pm—4pm
- Northern ABCs #3 4/16 • 5/21 10am—1pm
- Northern ABCs #4 4/16 • 5/21 1:30pm—4pm

It's Never Too Early to Plan for the Holidays!



The Elves Workshop

Instructor: Sandy Goforth

A fun monthly class, The Elves' Workshop will help you be ready for Christmas with cute gift items, everything from Christmas table runners, napkins, to bags, to kitchen stuff (aprons, potholders, embroidered towels, etc.), pillow cases, etc., etc. The class will work on a new project each month...from easy to somewhat involved...no rules about doing a specific project, but students will be encouraged to try the new projects. Avoid the holiday rush and get ready ahead of time! \$15 per session

Northern	Saturday, April 6	9:30am—1pm
	Saturday, May 4	9:30am—1pm
	Saturday, June 1	9:30am—1pm



UFO Blaster

Instructor: Terry Williams

Catch up on all your unfinished projects and have a blast with the rest of us. We get a lot done and have loads of fun doing it. If you don't have a UFO, we'll find you one and help you get it together. \$20/session

Northern	Saturday, June 29	10am—2pm
-----------------	--------------------------	-----------------



Machine Frame Quilting

Machine Frame Quilting

Instructor: Vicki Sprain

Vicki teaches a series of small classes (limit of 3 students per session, 4 for some sessions) to teach you all about Machine Frame Quilting.

Sessions include: Allover Meanders #2 • Allover Meanders #3 • Feathers • Rulers & Templates • Last Minute Baby Quilt

Allover Meanders #2

Ready to learn even MORE allover meanders? We will spend time learning the designs first by drawing and then by hands-on machine quilting on a frame. Limit 3 students per class.



Allover Meanders #3

Ready to learn even MORE allover meanders? We will spend time learning the designs first by drawing and then by hands-on machine quilting on a frame. Limit 3 students per class.



Feathers

Love feathers on a quilt top? We all do! Learn the basics of quilting several types of feathers and ways to use them in a quilt. Be ready for lots of drawing as well as hands-on machine quilting on a frame. Limit of 3 students per class.



Rulers & Templates

Ready to try adding quilting “toys” to your machine frame quilting? This hands on class will teach you how to use rulers and templates to enhance quilting in a variety of ways. Limit of 3 students per class.



Last Minute Baby Quilt

Need an idea for a last minute gift or for a charity quilt? This class will demonstrate how to make a baby quilt almost completely on the quilting frame—piecing, quilting and even part of the binding! Limit of 4 students per class.



- Northern Allover Meanders #2 4/4 • 5/4
- Northern Allover Meanders #3 June 11
- Northern Feathers 4/9 • 5/11
- Northern Rulers & Templates 4/23 • 6/5
- Northern Last Minute Baby Quilt 4/13 • 6/8

- 12:30pm—2:30pm \$40 for one session
- 9:30am—Noon \$40 for one session
- 9:30am—Noon \$45 for one session
- 9:30am—Noon \$45 for one session
- 9:30am—11:30am \$25 for one session

Beginner's Corner

Learning How to Sew



Sewing is a skill that will last a lifetime. Public schools offered “home economics” in years gone by, where students learned many skills, including sewing. Today, these programs have all but vanished from our schools.

At 35th Avenue, we have a solution to the need for quality classes for this wonderful skill.

Shirley Dupré is a skilled and patient educator who can help you get started with your quest to learn how to sew and/or quilt. We offer several group classes—but, if you want personalized, one-on-one training, just call our Northern store at 602-841-5427 and ask for Shirley.



Store Policies

MACHINE REPAIR

We offer machine repair services for all makes and models. General servicing includes cleaning, oiling, and timing adjustments. Estimates will be given for more serious problems or when parts need to be ordered.

GIFT CARDS

Gift Cards are available for purchase. Tell your friends and family they can find the perfect gift for you at 35th Avenue Sew & Vac!

CLASS POLICIES

Pre-registration is a must. Class fees are required to register. We consider your enrollment to be a commitment to our teachers, so please check class dates and your own calendar carefully before registering. Be sure to pick up the items on your supply list prior to the class, so you can be prepared to start at once. When signing up for a class, please be aware that the instructors are helping you learn a technique and/or how to put blocks or parts of a project together. For most classes, you will get a portion of the project completed in class, but not always the entire project or quilt.

If you are bringing a drink to class, please make sure it has a screw-top lid. No one wants to give their machine (or their neighbor's machine) a bath!

CLASS DAY DISCOUNTS

When you take a class at 35th Avenue Sew & Vac, you will receive a special coupon for an incredible discount on a cut of fabric and a notion. In addition, you are entitled to a 15% discount on your supplies for a class. Wow!

BILL'S BLACK BAG

We offer a Black Bag each July—good for one year of special Bill's Black Bag Day shopping. You receive your notice by email letting you know when Black Bag Day is happening! On that day, just bring in your Black Bag, get a free gift, a page of coupons, meet a guest designer, and join in the fun and games that we put together just for Black Bag Day. If you don't have the current Black Bag, you can purchase one at any of our stores.

Buy 3;
Get 4th Free
Thread*

*King Tut large spools and
Omni not included

**35th Ave FABRIC WORLD
SEW & VAC**

One coupon per customer per day.
Not in conjunction with other coupons
or discounts. Free item of equal or
lesser value. Valid in Store Only.
Valid June 11, 2013

**15 %
OFF**

Rulers

**35th Ave FABRIC WORLD
SEW & VAC**

One coupon per customer per day.
Not in conjunction with other coupons
or discounts. Valid in Store Only.
Valid May 1, 2013

**\$5^{.00}
OFF**

Your Purchase
of \$25 or more

**35th Ave FABRIC WORLD
SEW & VAC**

One coupon per customer per day.
Not in conjunction with other coupons
or discounts. Valid in Store Only.
Valid April 4, 2013

**15 %
OFF**

Stabilizer

**35th Ave FABRIC WORLD
SEW & VAC**

One coupon per customer per day.
Not in conjunction with other coupons
or discounts. Valid in Store Only.
Valid June 18, 2013

**20 %
OFF**

Patterns

**35th Ave FABRIC WORLD
SEW & VAC**

One coupon per customer per day.
Not in conjunction with other coupons
or discounts. Valid in Store Only.
Valid May 8, 2013

**10 %
OFF**

Your Entire
Purchase

**35th Ave FABRIC WORLD
SEW & VAC**

One coupon per customer per day.
Not in conjunction with other coupons
or discounts. Valid in Store Only.
Valid April 11, 2013

**15 %
OFF**

Packaged
Batting

**35th Ave FABRIC WORLD
SEW & VAC**

One coupon per customer per day.
Not in conjunction with other coupons
or discounts. Valid in Store Only.
Valid June 25, 2013

**20 %
OFF**

Embroidery
Designs

**35th Ave FABRIC WORLD
SEW & VAC**

One coupon per customer per day.
Not in conjunction with other coupons
or discounts. Valid in Store Only.
Valid May 15, 2013

**30 %
OFF**

A single
cut of fabric

**35th Ave FABRIC WORLD
SEW & VAC**

One coupon per customer per day.
Not in conjunction with other coupons
or discounts. Valid in Store Only.
Valid April 18, 2013

35th Ave **FABRIC WORLD** **SEW & VAC**

Locations

El Mirage

12213 NW Grand Ave
El Mirage, AZ 85335
623.583.0070
Hours: M-S 9-5

Northern

3548 W. Northern Ave
Phoenix, AZ 85051
602.841.5427
Hours: M-F 9-6 Sat 9-5
Sun 10-4

Chandler

4939 W. Ray Raod
Chandler, AZ 85226
480.961.7363
Hours: M-F 9-6 Sat 9-5
Sun 10-4



Enhance your quilting experience with the TruStitch Stitch Regulator from Baby Lock.

With this automated stitch regulator, you can enjoy free-motion quilting at a comfortable pace.

TruStitch helps you achieve evenly spaced, consistent stitches every time. This easy-to-use stitch regulator is useful for sewing enthusiasts of all skill levels.

TruStitch is available for the following machines: Symphony, Crescendo, Ellissimo, Ellissimo Gold, Ellegante 3, Esante, Ellageo, Ellageo Plus, and Unity.

