



## ...we offer inspiring sewing, quilting, embroidery, art, and crafting classes

### CLASS POLICY

Please reserve your spot in a class by paying two weeks in advance. All supplies are to be purchased in advance and any prep work should be done before the start of class. Cancelling your spot within one week of class or not showing up forfeits your registration fee as the instructor must still be compensated. Although we do not enforce purchasing your classroom supplies from Stitch, we appreciate it as this helps us to keep our doors open and continue to offer quality classes to you!

Happy 2015! 2014 sure flew by quickly at the store. We have had many things going on this fall with remodeling and employees on leave of absences from work. Chaotic is the best word to describe the past few months. We are so thrilled to say that chaotic transition has come to an end with the opening of our new classroom space-- it is beautiful!

With the opening of this space, we have the potential to have 3 classes running at one time... how amazing this is going to be! In order to keep as many classes going as possible, Roseann Granger has agreed to transition away from the sales floor and focus on teaching during the majority of her hours here. Teaching is truly Roseann's passion and it is a gift I feel we should share with you.

I am thrilled to announce that Sue Smith (former valued employee at Black Swamp Quilt Shoppe) was helping me out at Stitch during the fall chaos and has decided to stay on for 2-3 days a week. It is so wonderful having her back; my days here are now nearly perfect-- she was very missed!

Owning Stitch and getting to be with wonderful employees and customers everyday is so fulfilling. I am truly blessed! Thank you to all of you for sharing your lives with me!

### Sewing Machine Mastery Classes

**baby lock**  
**BERNINA** With any machine purchase from Stitch you are guaranteed 6 classes to learn how to maneuver around your machine. We promise to teach you things that you never knew and to inspire you to use your machine!

Wednesdays 6-8:00:

Jan 14, 21, 28, Feb 4, 11, 18  
Feb 25, Mar 4, 11, 18, 25, Apr 1  
Apr 15, 22, 29, May 6, 13, 20

Fridays 2-4:00:

Jan 16, 23, 30, Feb 6, 13, 20  
Feb 27, Mar 6, 13, 20, 27, Apr 3  
Apr 24, May 1, 8, 15, 22, 29

Saturdays 10-12:00

Jan 3 & 10 (finishing from Fall)  
Jan 17, 24, 31, Feb 7 & 14 10-12:30/1  
Feb 28, Mar 7, 14, 21, 28, & Apr 4



### Sewing 101 Elastic Waist Lounge Pants

Beginner sewers are encouraged to take this class that starts from the beginning: pattern reading; sewing notions; fabric, thread, and needle information; and most of all, the steps to creating a pair of lounge pants with an elastic waist. This is a pre-requisite to taking sewing 102 or 103.

Dates: Jan 7, 14, 21, 28 6-8:00 or  
Feb 4, 11, 18, 25 2-4:00  
Mar 4, 11, 18, 25 6-8:00 p.m.

Cost: \$100 includes supplies & machine use  
Instructor: Judie DeSeranno

### Kids Pajama Pants Sewing 101

A fun beginner sewing class for kids that starts from the beginning: pattern reading; sewing notions; fabric, thread, and needle information; and most of all, the steps to creating a pair of pajama bottoms with an elastic waist. This is a pre-requisite to taking sewing 102 or 103.

Dates: Jan 10, 17, 24, 31 2-4:00 or  
Feb 1, 8, 15, 22 2-4:00 or  
Mar 8, 15, 22, 29 5-7:00 or  
Apr 8, 15, 22, 29 5-7:00

Cost: \$100 includes supplies & machine use  
Instructor: Judie DeSeranno



### Sewing 102 Robe

Increase your sewing skills from Sewing 101 by making a lounge robe out of cotton fabrics. Learn to insert sleeves, make pockets and apply facings.

Date: Mar 10, 17, 24 6-8:00  
Mar 12, 19, 26 2-4:00

Cost: \$60 + supplies  
Instructor: Judie DeSeranno

### Sewing 103

Increase your sewing skills from Sewing 101 by making a short sleeve blouse with set-in sleeves,



facings, buttonholes.

Date: Jan 8, 15, 22 10-1:00 or  
Feb 28, Mar 7, 14 2-5:00

Cost: \$60 + supplies

Instructor: Judie DeSeranno

## Barbie Clothes

A fun class to learn to make your special Barbie look beautiful.

Dates: Feb 4, 11, 18, 25 6-8:00 or

Mar 8, 15, 22, 29 2-4:00

Cost: \$80 + supplies

Instructor: Judie DeSeranno



## Serger Club

This is a project based club focusing on helping you to become more familiar with the different techniques your serger can do. Baby Lock sergers are the love of our store, but other serger brands are welcome (you should be confident threading it and adjusting your own tensions). Should you need an individual serger lesson, please schedule one with us for \$30/hour.

Date: Jan 10, Feb 14, Mar 14, Apr 11

Time: 10:00-12:00

Cost: \$10 + supplies

Instructor: Heather LeGros



## Serger Leggings

Make leggings to keep you warm quickly and easily on your serger.

Date: Feb 11 6-8:00

Cost: \$20

Instructor: Heather LeGros

## Serger T-Shirt

Description needed

Date: Apr 8 6-9:00

Cost: \$30

Instructor: Heather LeGros

## Laura Ashley Dress

This is an easy to make sleeveless or cap sleeve dress that will meet 3 times to make the project.

Dates: Feb 12, 19, 26 or

Apr 12, 19, 26

Time: 2-4:00

Instructor: Judie DeSeranno

Cost: \$60 + supplies

## Spring/Summer Sexy Dress

You will learn fitting a dress to yourself using McCall's pattern 6028 make a beautiful dress for Easter or another event that accentuates your figure. This dress has princess seams, back zipper, sleeve variations, optional contrasting panels for slimming effect, and a back slit. This is for advanced sewers.

Date: Jan 7, 14, 21, 28 10-12 or

Feb 5, 12, 19, 26 6-8

Cost: \$80



Instructor: Judie DeSeranno



## Chic Denim Bucket Bag Purse

A really cool pattern that can be made from jeans or other fabrics of your choice.

Dates: Feb 5 2-5:00 or

Apr 1 5-8:00 p.m.

Cost: \$30 + supplies

Instructor: Judie DeSeranno

## Stroller Tote

Attach this tote to the stroller and remove it easily when going into stores or to take into the house. It is a perfect tote with many zipper for a picnic or a trip to the zoo.

Dates: Apr 9 & 16 2-4:00

Cost: \$40 + supplies

Instructor: Judie DeSeranno



## Doll Clothes

This is a perfect class to make custom clothes for 18 inch dolls.

Dates: Jan 15, 22, & 29 or

Apr 2, 9, 16

Time: 6-8:00 p.m.

Cost: \$60 + supplies



## Basket Weaving and Custom Liner

Learn how weave a simple basic for storing your things or taking them with you.



**LIKE US ON  
FACEBOOK AND  
TWITTER AND  
GET SPECIAL  
SALES AND  
SEWING TIPS  
NOT POSTED  
ANYWHERE ELSE  
FROM STITCH**



Buy one  
ruler get one of  
equal or lesser  
value 50% off  
Limit one  
per customer

Dates: Jan 17 & 24  
10:30-1:30 or

Mar 5 & 12

6-9:00

Cost: \$70 + kit

Instructor: Judie De-  
Seranno



Not actual basket

## Landscape Tablet Tote or Purse

Anita Goodesign Landscape purse design is an awesome pattern for protecting your small tablet or for a day-trip-ping purse.



Dates: Jan 15 2-5:00 or

March 19 5-8:00 p.m.

Cost: \$30 + supplies

Instructor: Judie DeSeranno

## Easy Denim Jacket

With McCall's pattern 6711 you will create a simple denim jacket. In this class you will learn set-in sleeves and a lining.

Dates: Mar 12, 19,  
26 2-4:00 or

Apr 7, 14, 21

from 6-8

Cost: \$60 + sup-  
plies

Instructor: Judie De-  
Seranno



## Denim Skirt

Using Simplicity pattern 9825 you will make a skirt with a yoke and back zipper that is top-

stitched. You will learn how to fit this skirt to you. It can have embroidery added if you wish.

Prereq: Sewing 101 & 102

Dates: Jan 7, 14, 21, 28 2-4:00 or

April 8, 15, 22, 29 2-4:00

Cost: \$80 + supplies

Instructor: Judie DeSeranno



## Tabletop Pressing Mat

Ever need an additional surface for pressing? Make this handy tabletop/travel pressing mat to take on retreat, vacation, or to use alongside your sewing machine for added convenience. Measures @ 24 x 30; or can be made to size to meet your personal needs!

Date: Jan 2 10-12:00

Jan 9 2-4:00

Cost: \$20

Instructor: Roseann Granger

## Eva's Sewing Basket

Sewing basket that puts a fun twist (literally) into your sewing storage needs.

Dates: Feb 12 & 26 4:30-6:30 or

Mar 10 & 31 2-4:00 or

Apr 9 & 23 10-12:00

Cost: \$40

Instructor: Kathy Bradford



## 4 Sided Placemat

Do more with your tabletop décor with these 4-sided placemats. A simple flip with your hand

changes your décor instantly. You can show 1 of each of the four sides or flip and fold to make more exciting design changes.

Date: Jan 2 1:30-4:00

Jan 10 1-3:30

Feb 5 5:30-8:00

Cost: \$25

Instructor: Roseann Granger



## 11 1/2 Inch Doll Clothes In-the-Hoop

Come learn to make Barbie clothes the easy designer way! In the Hoop!!! The embroidery design sets offer a variety of styles and embellishments to be stitched on the fabric. No more fussing with small pattern pieces, as the cutting line is



stitched out for you. See how easy it can be to make a whole wardrobe for the dolls of that special little girl!

Date: Jan 3 1-3:00

Feb 13 10-12:00


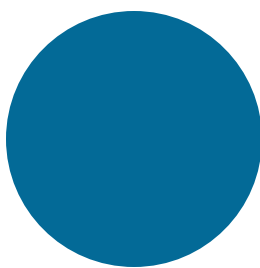
Cost: \$20

Instructor: Roseann Granger


## 18 Inch Doll Clothes In-The-Hoop

Come learn to make 18 inch doll clothes the easy designer way! In the Hoop!! The embroidery design sets offer a variety of styles and embellishments to be





**FLORIANI EVENT**  
**APRIL 17 OR 18**  
**\$29.95**  
**INCLUDES**  
**LUNCH**



stitched on the fabric. No more fussing with small pattern pieces, as the cutting line is stitched out for you. See how easy it can be to make a whole wardrobe for the dolls of that special little girl!

Date: Jan 17 1-3:00

Feb 14 1:30-3:30

Cost: \$20

Instructor: Roseann Granger



### Twister Illusions

Combine squares of fabric in shades of your favorite colors and apply the Lil' Twister or Twister tool to easily create this stunning design. Discover the trick to "twisting" the squares and have fun choosing your color palette to suit your decorating taste! (Multi sizes instructions included).

Date: Jan 4 & Feb 8 12:30-3:30 or  
Jan 9 & 30 10-1:00

Mar 26 & Apr 30 5:30-8:30

Cost: \$60 + supplies

Instructor: Roseann Granger



### It's My Day (Birthday) Placemat

Start a new family tradition by putting this easy to make Birthday Cake placemat on the table to celebrate that special day! (keep an eye out for the matching Chair Cover class to have a matched set to add to the celebration decorations)!!

Date: Jan 7 2-4:00

Cost: \$20

Instructor: Roseann Granger



### Embroidered Textured Jacket

This jacket pattern underwent a creative wrinkle.... When Texture Magic along with the embroidery or decorative stitching detail is applied to the facings. We also added a lining for that extra comfort and ease of wear! Come learn the fun and flexible uses of Texture Magic while making a chic and fashionable jacket.

Date: Jan 11 & 25 12:30-3:30

Jan 15, 22, 29 2-4:00

Cost: \$60

Instructor: Roseann Granger



### Fetch Your Sketch Tote

This is a great on-the-go art tote perfect for kids on the go---they can color and draw wherever they are! It opens up to 11 x 24 and had a chalk-

board mat and 2 pockets storing drawing pads or coloring books. Learn to apply exposed zippers in the pockets as well as how to apply binding to complete the project edges!

Date: Jan 16 10-1:00

Jan 21 2-5:00

Cost: \$30

Instructor: Roseann Granger



### Ruffled Scarf

This fun multi ruffle scarf has been imitated from one purchased from the gift shops in Frankenth. Come try out the new Rayon Batik fabrics and create this unique and flirty scarf!

Date: Jan 15 5:30-8:30

Jan 23 10-1:00

Feb 11 2-5:00

Apr 15 2-5:00

Cost: \$30

Instructor: Roseann Granger



### It's My Day Chair Cover

Start a new family tradition by putting this easy to make Birthday Chair Cover at your table to celebrate that special day! (keep an eye out for the matching Birthday Cake Placemat class to have a matched set to add to the celebration



decorations)!!

Date: Jan 28 2-4:30

Cost: \$25

Instructor: Roseann Granger



## Blossom Bag

This fun and floral Anita Goodesign embroidery project design set creates a beautiful and versatile handbag with tons of room for a variety of needs. It would make a great knitting bag, day out excursion bag, etc! It has 4 sizes of in the hoop work and then easy assembly with lining and pockets added for more versatility!

Date: Jan 31 & Feb 7 1:30-3:30

Feb 5 & 12

2-4:00

Cost: \$40

Instructor: Roseann Granger



## Jewelry Organizer

### (Sewing Tools, too)

This fashionable organizer is fun and functional. Designed to use a standard clothing hanger, the button/Velcro loops and vinyl pockets provide storage for everything from jewelry to sewing notions. Pattern includes Dress Style (33-1/2in L) (long) or Shirt Style (21-1/2in L)(short) options.

Date: Feb 4 2-5:00

Feb 6 10-1:00

Feb 12 5:30-8:30

Mar 1 12:30-3:30

Mar 26 2-5:00

Apr 22 2-5:00

Cost: \$30

Instructor: Roseann Granger

## Decorative Stitch Block

Using the book "Creative Uses for Decorative Stitches" we will explore using the decorative stitches built into many of your machines to create these unique one of a kind embroidered look blocks. You will learn techniques to create one or more of these blocks, and can apply the same process to do additional blocks in the book. They progress in difficulty throughout the book.

Date: Feb 18 2-5:00

Feb 27 10-1:00

Apr 23 2-5:00

Cost: \$30

Instructor: Roseann Granger

## Color Block Jacket

We are going to reuse the "Little Something Jacket" pattern and add a fun twist to it by replicating this fun color blocked sweatshirt idea from a gift shop in the Outer Banks. We are going to change it up a bit by using the the bright colored cotton fabrics from Diamond Textiles with the simulated burn out effect, and the swing jacket style of this much loved pattern!

Date: Feb 19 & 26 2-4:00

Mar 5 & 12 6-8:00

Mar 7 & 14 1-3:00

Mar 29 & Apr 12 1-3:00

Cost: \$40

Instructor: Roseann Granger

## Sweet Clutches

These cute dressy little clutch bags have all been named after candy!! The Sweetart clutch is the bag selected for this class and we have a large selection of silk dupioni to choose from. These are quick and simple to make, yet very dressy for a special event or evening out.

Date: Feb 20 10-1:00

Feb 26 5:30-8:30

Apr 16 2-5:00

Cost: \$30

Instructor: Roseann Granger



## The Daily Duffle

This is a modern twist on a classic duffle bag!! You will learn how to use the piping foot, the stitch in the ditch foot and the walking foot would be optional, but helpful all the same! A very handy bag to take on daily outings or weekend daytrips.

Date: Mar 4 & 11 2-4:00

Mar 6 & 13 10-

12:00

Apr 16 & 23 6-

8:00





On-Site  
Service  
Technician  
Tuesday-Friday  
10-5:00 p.m.  
Saturdays  
10-4:00 p.m.

## Child's Tiered Ruffled Skirt

Kwik Sew Pattern 3698 is an adorable tiered, ruffled, elastic waist skirt! Such fun to make and even more fun for your special girl to wear! Multi-colored tiers add twice the fun!

Date: Mar 21 1-3:00  
Mar 27 10-12:00  
Apr 11 10-12:00

Cost: \$20

Instructor: Roseann Granger




## Dance With Me Tablerunner Size

We will learn to use the circle rotary cutter as well as the circular sewing foot while making a fun and chic condensed tabletop version of this adorable "ZenChic" quilt pattern.

Date: Mar 5 2-5:00  
Mar 20 10-1:00  
April 8 5:30-8:30  
April 26 12:30-3:30  
April 29 2-5:00

Cost: \$30

Instructor: Roseann Granger



## Lapped Zipper Tutorial

Come learn the easy methods to insert a perfect

lapped zipper.... Taking the fear out of zippers for good!!

Date: Apr 1 2-3:00  
Apr 3 10-11:00  
Apr 11 1-2:00

Cost: \$10

Instructor: Roseann Granger

## Bobbinwork Pillowcase Border

We will learn to make the necessary bobbin case tension adjustments (in a separate bobbin case) to sew with decorative threads in the bobbin. We will be using decorative stitches from your machine and stitching them as a stitch recipe on pillowcase cuffs. We will then complete the pillowcase using the method that encloses all seams. A totally boutique style custom pillowcase for gifting or self-indulgence!

Date: Apr 2 2-4:00  
Apr 4 1-3:00  
Apr 9 6-8:00  
Apr 30 2-4:00

Cost: \$20

Instructor: Roseann Granger

## The Perfect Dart Tutorial

Come learn several techniques that aid in making the perfect dart.... No reason to let projects with darts intimidate you... we will take the fear out!

Date: Apr 1 4-5:00  
Apr 3 12-1:00

Cost: \$10

Instructor: Roseann Granger

## Grab Some Grub

Carry all the makings for a hearty lunch in this roomy bag. A mesh pocket on the inside holds an icepack to keep food chilled or to hold your napkin and utensils. There is a chalkboard border on the front and a see through pocket on back to provide space for ID and fun notes!!

Date: Feb 19 5:30-8:30  
Feb 25 2-5:00  
Apr 2 5:30-8:30

Cost: \$30

Instructor: Roseann Granger




## Baby Chevron Twist

Come try this smaller version of the "twist" tool in this all to cute and cozy chevroned baby quilt!

Date: TBD

Cost: TBD

Instructor: Roseann Granger



## Jack & Jill Slippers and Tote

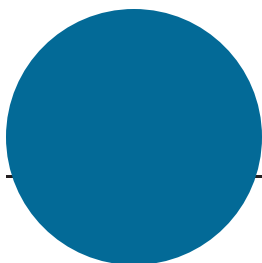
This pattern of tote and slippers can be made from charm packs or bali snap packs! Slipper sizes from

5-13 children's and youth sizes 1-4. What fun to make slippers and matching tote for overnight





**ANITA  
GOODESIGN  
EVENT  
JUNE 19 & 20  
REGISTER NOW!  
\$109.95**  
*Register by February  
1st and get \$10 off!*



visits for your special little people.

Date: Mar 15 12:30-3:30  
Mar 19 2-5:00  
Mar 25 2-5:00  
Apr 10 1-4:00

Cost: \$30  
Instructor: Roseann Granger

### T-Shirt dress

Using a store bought T-shirt or turtleneck you will add a skirt from a fabric of your choice to create a comfortable dress that is anything but ordinary.

Date: Jan 29 5:30-8:30

Cost: \$30  
Instructor: Roseann Granger



### T-Shirt Quilt (Traditional or Modern)



Take your special someone's special T-Shirts and make a traditional or more modern T-Shirt Quilt. This is a great way to preserve memories for a graduate, or that sports fan who simply has too many T-Shirts of his favorite team.

Date: Mar 12 2-5:00 Traditional Style  
Mar 18 2-5:00 Modern Style

Cost: \$30  
Instructor: Roseann Granger

### Basic Machine Piecing

In this 3 week class you will learn all of the basics from cutting, sewing, quilting, and binding a basic 9-patch table runner.

Date: Jan 10, 17, 24 2-4:00 or  
Feb 7, 14, 21 2-4:00 or  
Mar 7, 14, 28 2-4:00 or  
Apr 11, 25, May 2 4-6:00

Cost: \$90  
Instructor: Kathy Bradford

### Beyond the Basics

Want to take your quilting skills beyond the basics? Learn how to make half-square triangles, quarter-square triangles, and flying geese units in this block. After this class you will have the skills to make nearly any quilt you want!

Date: Jan 13 & 27 5:30-7:30 or  
Feb 26 & Mar 5 2-4:00 or  
Mar 17 & 24 10-12:00 or  
Apr 28 & May 5 5-7:00

Cost: \$30 + supplies  
Instructor: Kathy Bradford

### Freemotion Quilting Basics

This class is for the new or beginner freemotion quilter. Basics from sandwiching a quilt are taught through some basic patterns such as meandering, echo quilting. You will not be an expert at the end of this class, but you will leave with an understanding of how to be good if you practice.

Date: Jan 22 10:30-12:00 or  
Feb 17 5:30-7  
Mar 27 11-12:30  
Apr 26 10-11:30

Cost: \$15 + supplies  
Instructor: Kathy Bradford

### Skinnies "Wallhangings for small spaces

Small, adorable, applique'd wallhangings for different seasons. Watch the shop monthly for designs of the month.

Date: Jan 20 3-5:00 p.m.  
Feb 20 2-4:00 p.m.  
Mar 26 11-1:00 p.m.  
Apr 12 4-6:00 p.m.

Cost: \$20 + supplies  
Instructor: Kathy Bradford




### Stack N Whack

The kaleidoscope effect created with this classic technique is stunning. Let us help you choose a fabric that will create a beautiful quilt.

Date: Jan 31 & Feb 21 10-12:00 or  
Apr 11 & 25 10-12:00


Cost: \$40  
Instructor: Marietta Thomas



### Easy, Breezy Table Runner


A simple, fast, easy table runner that you could use for holidays or as a quick gift. This table runner can easily be embellished with crystals, buttons, ribbons, etc.

Date: Jan 25 10-11:00 or  
Feb 2 11-12:00 or  
Mar 22 4-5:00 or  
Apr 24 3-4:00



## OUR TRAINING GUARANTEE

You will receive 6 FREE mastery classes with each sewing machine purchase. Embroidery machine purchases qualify for free Machine Embroidery Club for one year. Serger Purchases receive personal training to get you started and Serger Club FREE for one year.



Cost: \$10  
Instructor: Kathy Bradford

### Sewing Machine Mat & Pincushion

An easy mat form underneath your sewing machine with pockets to hold supplies while you are sewing and a pin cushion to boot!

Date: Jan 11 4:30-5:30 or  
Feb 24 5-6:00 or  
Mar 6 2-3:00 or  
Apr 10 2-3:00

Cost: \$10  
Instructor: Kathy Bradford



### Covered Journal

A fun, easy way to personalize your composition books. This cover can be interchanged when you fill the first journal. This class is for children to adults-- a great grandparent/grandchild class!

Date: Jan 20 5-6:30 or  
Feb 13 10:30-12

or

Mar 13 3-4:30 or  
Apr 19 4:30-6

Cost: \$15  
Instructor: Kathy Bradford



### Machine Binding a Quilt or Wallhanging

Learn to make your own binding, sew it to your quilt, make mitered corners, & join the ends of your quilt with no obvious seam. Binding will be

hand-tacked down on the back of quilt

Date: Jan 15 1:30-3 or  
Feb 12 10:30-12 or  
Mar 17 5:30-7 or  
Apr 25 2-3:30

Cost: \$15+ supplies  
Instructor: Kathy Bradford

### Grommet Curtains

Grommets being used in curtains is still trendy and one of the easiest ways to make custom window coverings for any size window.

Date: Jan 16 2-4:00 or  
Feb 17 2-4:00 or  
Mar 19 6-8:00 or  
Apr 28 5:30-7:30

Cost: \$20  
Instructor: Kathy Bradford



### Hand Applique'

During this technique class you will use Template to make applique' pieces that will then be stitched down by hand to a background fabric.

Date: Jan 6 5:30-7:30 or  
Feb 27 1-3:00 or  
Mar 19 10:30-12:30 or  
Apr 14 5:30-7:30

Cost: \$20 + supplies  
Instructor: Kathy Bradford



### Invisible Machine Applique'

Learn to do invisible machine applique' the Mary

Clark way. This is a technique Mary devised. It is so minute you will think it was done by hand.

Date: Jan 8 10:30-12:30 or  
Feb 20 10:30-12:30 or  
Mar 26 5:30-7:30 or  
Apr 7 5:30-7:30


Cost: \$20  
Instructor: Kathy Bradford

### Raw-Edged Fused Art Applique Wallhanging

Raw Edged fused applique technique to create a playful, abstract design. Class members will learn finishing technique, fabric choices, thread choices, final quilting detail, and a binding technique will be demonstrated.

Date: Feb 12 & 19 10-12:00

Cost: \$40 + supplies  
Instructor: Lynette Brown

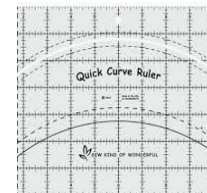


### Quick Curved Ruler

Make many different shapes in quilts with this cool ruler.

Date: Feb 25 2-4:00 or  
Feb 25 6-8:00 or  
Feb 28 2-4:00 or  
Apr 22 2-4:00 or  
Apr 22 6-8:00

Instructor: Pat Gase



### 6" Curvy Log Cabin Trim Tool

A curvy twist on the traditional log cabin block.



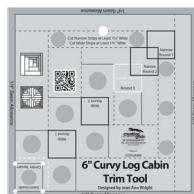


What fun!

Date: Jan 28 2-5:00 or  
Jan 28 6-9:00 or  
Jan 31 2-5:00

Cost: \$30

Instructor: Pat Gase



## Mondo Bag

Using fusible grid with a flip and stitch method you will create this large, versatile tote with fabrics of your choice.

Date: Jan 21 2-5:00 or  
Jan 21 6-9:00  
Jan 24 10-1:00 or

Advanced Mondo Session

Jan 24 2-5:00

Cost: \$30

Instructor: Pat Gase

## Leaves Galore Ruler

Create various sizes of leaves for all of your applique, or use this wavy ruler for a funky look on a quilt or border.

Date: Jan 15 3-5:00 or  
Feb 15 9-11 or  
Mar 19 2-4:00 or  
Apr 15 6-8:00

Cost: \$20 + supplies

Instructor: Kathy Bradford



## Fabric Dying: Gradations

Enter the creative world of dying your own fabric in various shades to be used in a gradation

quilt or other sewing project.

Date: Jan 15 6-8:00 p.m.

Jan 29 10-12:00 p.m.

Cost: \$40 + supplies & \$15 kit

Instructor: Lynette Brown



## Fabric Dying: Shibori Pattern

Shibori dying is produces awesome results.

Let Lynette lead you through the process and create your very own fabric.

Date: Feb 12 6-8:00 or

Feb 26 10-12

Cost: \$40 + supplies & \$15 kit

Instructor: Lynette Brown



## Portrait on Fabric

Take an existing photo of yourself, a grandchild, or a landscape and turn it into a work of art with color pencils and machine stitching. The results are stunning

Date: Jan 23 & 30 10-12:00

Cost: \$40

Instructor: Lynette Brown

## Machine Embroidery Club

Please join us for this hands-on embroidery session full of tips and techniques to improve machine embroidery results! Bring items for show and tell and a snack to share if you wish.

Date: Jan 9 or 10 10-12:00

Feb 6 or 7 10-12:00

Mar 6 or 7 10-12:00

Apr 3 or 4 10-12:00]

Cost: \$10 + supplies

(free first year with machine purchase)

Leader: Linda Ball

## Machine Embroidery Building Blocks

This is a four week class that is recommended for all machine embroiderers that wish to improve their skills related to stabilizing, hooping, rehooping/repositioning, and transferring designs. Class 1: Stabilizer Basics, Needles & Thread Which stabilizer do I use with a certain fabric type? How do I know how much stabilizer to use based on the density of the design?

Class 2: Hooping different stabilizers & -fabrics How do I hoop a T-Shirt; what stabilizers are used? How do I hoop a towel?

Class 3: Rehooping/Repositioning

The entire design will not fit into the hoop, how do I still embroider this design and place it correctly.

Class 4: Design Transfer and formats

What format do I need for my machine? How do I get a design from a CD or computer to my embroidery machine?

As an added bonus, see what software can do for you.

Dates: Jan 6, 13, 20, 27 6-8:00 or

Feb 3, 10, 17, 24 6-8:00 or

Mar 4, 11, 18, 25 6-8:00 or

Apr 2, 9, 16, 23 6-8:00


Cost: \$50 includes stabilizer kit

Leader: Linda Ball

## Feels Like Spring Embroidered Quilt

This is a show-stopper quilt that will increase your machine embroidery skills.

Date: Jan 29 6-9:00



Feb 26 6-9:00

Mar 26 6-9:00

Apr 30 6-9:00

Cost: \$80 + pattern and supplies

Instructor: Linda Ball

## Shadowwork Applique

### Embroidery Sampler

Create a delicate pillow cover utilizing a technique in your embroidery hoop.

Date: Jan 27 6-8:00 or

Feb 24 1-3:00 or

Mar 24 6-8:00 or

Apr 21 1-3:00 or

Cost: \$20 + supplies

Instructor: Linda Ball



## Freestanding Lace Spring Bowl or Doily

OESD Holiday Ornaments are stunning additions to your holiday decor or a great little gift.

Date: Jan 16 10-12:00 or

Feb 19 1-3:00 or

Mar 19 1-3:00 or

Apr 16 10-12:00

Cost: \$20 + supplies

Instructor: Linda Ball



## Golden Tapestry

Elegance is epitomized in this stunning wallhanging done on silk dupioni. It is easy to make once you know the stabilizing

secrets to achieve perfect embroidery.

Date: Jan 16 1-3:00 or

Feb 19 6-8:00 or

Mar 19 6-8:00 or

Apr 16 1-3:00



## Thread Catcher

Do you have a tendency to throw your threads on the floor every time you change a color in an embroidery design? Or, do you trim the dog ears off of a quilt square and throw them on the floor? I am guilty! this thread catcher can help keep your sewing space a little bit tidier and it is fun to make! Date: Jan 31 2-4:00 or

Feb 10 1:30-3:30 or

Mar 6 2-4:00 or

Apr 21 2-4:00

Cost: \$30 + Sew Fun CD and supplies

Instructor: Linda Ball

Cost: \$20

Instructor:

Linda Ball



## BERNINA Software Inspiration

Join us for a monthly software lesson using BERNINA version 7 DesignerPlus Software. Version 5 & 6 owners welcome to join us and see all the new features of version 7. We will meet the third

Sunday of each Month.

Date: Jan 18, Feb 15, Mar 15, Apr 19 1-3:00

Cost: \$15

Instructor: Linda Ball

## Kid's Club

Meet monthly for a fun, quick kid friendly project to help the younger generation learn a lifelong fun, creative skill. Register monthly when you can make it!

Date: 4th Saturday of month 1-3:00

January: Tote

February: Playing Card Holder

March: Checkerboard

April: Photo Pillow

Cost: Varies by the month

Instructor: Roseann Granger

## Quilt & Cuisine

This is always a fun night to get together with fellow sewers. All we ask is that you bring a dish to share and donate \$5 to help cover the expense of keeping everything running during these 6 hours sewing.

Dates: Jan 16, Feb 20, Mar 20, Apr 17

Cost: \$5

•please call to register as it could be cancelled if no one signs up.

## Floriani Event

Date: Apr 17 or Apr 18 10-4:30 p.m.

Cost: \$29.95 includes lunch and gift box

Format:

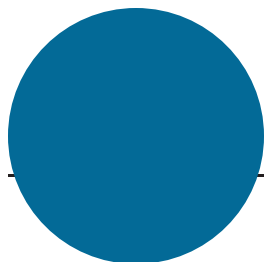
Basics to Beautiful 10:00am – 1:00pm

Creating beautifully embroidered garments, quilts and other items starts with the right foun-



## CLUB POLICY

Beginning in January 2015 all clubs will have a fee for each monthly session. Club is free for the first year after you purchase an embroidery machine, serger, or software. We work hard to ensure that these are excellent learning opportunities for a great value.



dation and combination of stabilizers, threads and designs. Join Floriani for this in depth embroidery class and learn stress-free techniques for hooping, eliminating puckering, understanding embroidery designs and how they affect your garment, choosing the right needle for stitch and garment type. This three hour session will be very in depth and full of fantastic information which will make your embroidery creations perfect every time!

Let's Get Creative 2:00pm – 4:30pm

This afternoon we will move into how to use Floriani Stabilizers and our other specialty products for quilting, applique, home decorating items, embellishment and more! Who knew stabilizers could make such a fun difference in your creativity! This afternoon session will surely get your creative juices flowing and give you fantastic ideas for gift giving, stitching with your kids or grands, and most importantly having fun in your sewing room but with perfect results!

## Quilts of Compassion Sew-Ins

This has been moved to the 1st and 3rd Wednesdays of the month.

"Bringing Hope & Encouragement to the Hurting" 55,000 Prayer Quilts and Counting....

Packets are available to pick up and sew.

Please send all quilt requests to [quiltsofcompassion@gmail.com](mailto:quiltsofcompassion@gmail.com)

Founder/ Executive Director - Janice Grimes  
Cell - 419-708-9343

Dates: Jan 7 & 21 6-9:00 p.m.

Feb 4 & 18 6-9:00 p.m.

Mar 4 & 18 6-9:00 p.m.  
Apr 1 & 15 6-9:00 p.m.  
Cost: FREE or donation



**Lori Hernandez**

Creativity is an important part of Lori's life because it brings joy, purpose and a sense of accomplishment. Over 20 years ago, her creative journey and passion for sewing began in her early teens and exploded when she began smocking and sewing heirloom garments for her daughter. Lori's attention to detail and artistic expression was admired by those who saw her creations and encouraged her to open her own shop where she specialized in custom sewing, children's clothing, bridesmaids' dresses and alterations. After several years of owning a store, Lori decided she wanted the opportunity to share the great joy that comes from sewing, embroidering, quilting and serging with other sewing enthusiasts. Her presentation skills and awe-inspiring trunk show samples are admired by consumers and dealers alike, proving that this is a journey that will never end.

## QUILTING & EMBROIDERING IN THE 21ST CENTURY

March 20 or 21

9-4:00

\$39.95 includes lunch

• *Register early to ensure your spot!*