Bear's Paw Fabrics

PAWPRINTS
JANUARY - MARCH 2013

HIGHLIGHTS:

ACCUQUILT - Judy and Katherine - Show me the way to better piecing

ALL ABOUT MACHINE EMBROIDERY - Cheryl K. on alternating Saturdays and Sundays open to all brands

BALTIMORE GARDENS - hand applique with Barbara Burnham

BERNINA CLUB - Noreen (Tuesday morning and Thursday evening) open to all brands

FIT FOR ART TRUNK SHOW & CLASS - Rae and Carrie

HOOPSISTERS EMBROID-A-BLOCK - Cheryl K. on Saturdays designs by Susan Schamber

JUDY NIEMEYER TECHNIQUES - hands on with Andrea

MISTLETOE WORKSHOP - Staff and introducing ANNABELLE'S CHRISTMAS with Michelle

SOFTWARE SAMPLER - Spanky (Tuesday morning and Thursday evening) - best education on the software available in bits 'n pieces. Good way to see if BERNINA software is for you!

PLUS: BAGS/PURSES/TOTES & PIECING/QUILTING CLASSES

IN 2013 - DOUBLE REWARD POINTS ON CLASS FEES!
Points will be applied first day of class.

TOUCHDOWN SALE - 20% OFF

SATURDAY & SUNDAY, FEBRUARY 2 & 3

TABLE OF CONTENTS

Accuquilt	15	Clothing Construction	11
All About ME (for all embroidery brands)	6	Friday Night Fever	15
Bags, Purses, Totes	12	Hoopsisters	10
Baltimore Gardens (hand applique)	8	Mistletoe Workshop	14
Bernina 830 Workshop (in April)	7	Niemeyer Technique Workshop (Jan-July)	9
Bernina Club (for all machine brands)	5	Piecing & Quilting	12 - 16
Bernina New Machine & Software	2 & 3	Software Sampler	4
Bernina Specials	7 & 16	Stitcher's Garden (ongoing)	16
Blessings of Summer (ongoing)	16		

BEAR'S PAW FABRICS ~ 8812 Orchard Tree Lane ~ Towson, MD 21286 ~ 410-321-6730

bearspaw1@aol.com ~ www.bearspawfabrics.com

BEAR'S PAW FABRICS
PAWPRINTS - JANUARY - MARCH 2013 CLASSES

NEW BERNINA MACHINE CLASSES

Please bring your manual, workbook, power cord, foot control and the feet that came with your machine.
You will receive 15% off BERNINA accessories during your new machine classes.

If you own an older model BERNINA, give us a call (410-321-6730) and we will either work you into one of these classes or set up a one-on-one class.
Fees may apply.

The 780E, 820, 830E NEW MACHINE CLASSES CAN BE FOUND ON PAGE 3

CLASS DESCRIPTIONS

NEW MACHINE 1 - BASIC OPERATION

#9 - Wed., Jan. 9 - 1 to 3
#10 - Wed., Jan. 9 - 6 to 8

#11 - Wed., Feb. 13 - 1 to 3
#12 - Wed., Feb. 13 - 6 to 8

#13 - Wed., Mar. 13 - 1 to 3
#14 - Wed., Mar. 13 - 6 to 8

Kit Fee: $5

NEW MACHINE 2 - STITCH FUN

#15 - Wed., Jan. 23 - 1 to 3
#16 - Wed., Jan. 23 - 6 to 8

#17 - Wed., Feb. 20 - 1 to 3
#18 - Wed., Feb. 20 - 6 to 8

#19 - Wed., Mar. 20 - 1 to 3
#20 - Wed., Mar. 20 - 6 to 8

Kit Fee: $5

NEW MACHINE 3 - EMBROIDERY BASICS 1
(ALL SEWING/EMBROIDERY COMBO MACHINES EXCLUDING 7 AND 8 SERIES)

#21 - Wed., Jan. 30 - 1 to 3
#22 - Wed., Jan. 30 - 6 to 8

#23 - Wed., Feb. 27 - 1 to 3
#24 - Wed., Feb. 27 - 6 to 8

#25 - Wed.., Mar. 27 - 1 to 3
#26 - Wed., Mar. 27 - 6 to 8

Kit Fee: $15

NEW MACHINE 4 - EMBROIDERY BASICS 2
(ALL SEWING/EMBROIDERY COMBO MACHINES EXCLUDING 7 AND 8 SERIES)

#27 - Wed., Feb. 6 - 1 to 3
#28 - Wed., Feb. 6 - 6 to 8

#29 - Wed., Mar. 6 - 1 to 3
#30 - Wed., Mar. 6 - 6 to 8

#31 - Wed., Apr. 3 - 1 to 3
#32 - Wed., Apr. 3 - 6 to 8

Kit Fee: $15

NEW MACHINE 5 - BSR BASICS
AURORA'S, ARTISTA'S, 500, 600, 700 & 800

#33 - Mon., Jan. 14 - 6 to 8
#34 - Mon., Jan. 28 - 1 to 3

#72 - Mon., Mar. 11 - 6 to 8
#73 - Mon., Mar. 25 - 1 to 3

Kit Fee: $10

NEW MACHINE 6 - CREATIVE OPTIONS

#35 - Wed., Apr. 10 - 1 to 3
#36 - Wed., Apr. 10 - 6 to 8

Kit Fee: $10

BEAR'S PAW FABRICS
PAWPRINTS - JANUARY - MARCH 2013 CLASSES

780E and 800 SERIES MASTERY AND SOFTWARE MASTERY

NEW BERNINA 780E & 820/830E MACHINE CLASSES

Please bring your manual, workbook, power cord, foot control and the feet that came with your machine.
You will receive 15% off BERNINA accessories during your new machine classes.

780E & 820/830E

MASTERY 1 & 2
MEET THE MACHINE & CARE AND FEEDING
MACHINE NOT NECESSARY

#71 - Sat., Jan. 12
2 to 5

MASTERY 3 & 4
IN STITCHES & SMOOTH OPERATORS
MACHINE SUGGESTED

#74 - Sat., Feb. 9
2 to 5

780E & 830E

MASTERY 5
NOT DIRECTIONALLY CHALLENGED &
INTRODUCTION TO EMBROIDERY
MACHINE SUGGESTED

#75 - Sat., Mar. 9
2 to 5

MASTERY 6 & 7
ENDLESS LOVE
MACHINE SUGGESTED

#76 - Sat., Apr. 13
2 to 5

HOLD THE DATE

#44 - SATURDAY , APRIL 20

830 WORKSHOP

OPEN TO ALL 830 OWNERS (PURCHASED FROM BEAR'S PAW OR ELSEWHERE) **See Page 7.**

SOFTWARE BASIC MASTERY CLASSES 1 - 3
VERSION 6 - Spanky

The three basic mastery classes will allow you to get an overview of the software, as well as, the features and functions in the Version 6 software. The exercises in the Software Basic Mastery Book will be very helpful in order to get the most out of your software. Classes are free if purchased from Bear's Paw Fabrics.

#85 - Wed., Jan. 23 - 6 to 8 - Setup, Lettering, Monogramming

#86 - Wed., Feb. 6 - 6 to 8 - Art Canvas Basics

#87 - Wed., Feb. 20 - 6 to 8 - Editing a Design, Tools for Modifying a Design, Digitizing - Auto and Manual

BEAR'S PAW FABRICS
PAWPRINTS - JANUARY - MARCH 2013 CLASSES

SOFTWARE SAMPLER - OPEN TO ANYONE IN THE MARKET FOR SOFTWARE

SOFTWARE SAMPLER - Spanky

Computers are welcomed or you can take as lecture/demo. No better way to get to know your BERNINA embroidery software than to get it in small pieces every month. Information downloaded to your USB stick will include a video presentation of the project, and easy to follow instructions to complete the project based on the topic.
Class Fee: $10

PLEASE BRING A USB STICK FOR US TO DOWNLOAD THE CLASS LESSON. SIGN UP REQUIRED!

THE BASICS: DIGITIZING - Create a class notebook to take notes in style for the 2013 sampler year. Digitize a fun and simple design.

#55 - Tues., Jan. 22 - 1030 to 1230 #56 - Thurs., Jan. 24 - 6 to 8

THE BASICS: IN THE HOOP DESIGNS - Digitize designs for needle punching and couching. Create beautiful modern designs.

#57 - Tues., Feb. 26 - 1030 to 1230 #58 - Thurs., Feb. 28 - 6 to 8

GET ORGANIZED: BUILD A BOX - Combine techniques and layer them to create custom fabric for this wonderfully HUGE tub! A showpiece in the home or office!

#59 - Tues., Mar. 19 - 1030 to 1230 #60 - Thurs., Mar. 21 - 6 to 8

BEAR'S PAW FABRICS
PAWPRINTS - JANUARY - MARCH 2013 CLASSES

BERNINA CLUB - OPEN TO ALL BRANDS

BERNINA CLUB (OPEN TO ALL BRANDS OF MACHINES) - Noreen

Each month we will discuss a sewing or machine topic. Most machines have the same feet (or close to it) and techniques. We believe you will get a lot from this program regardless of the brand you are currently using. Information downloaded to your USB stick will include a video presentation of the project, and easy to follow instructions to complete the project based on the topic. **Class Fee: $10.**

PLEASE BRING USB STICK FOR US TO DOWNLOAD THE CLASS LESSON. SIGN UP REQUIRED!

STUPENDOUSLY STITCHED TOTE - Combine fantastic colors, couching and decorative stitches to create a sewing organizer you'll be proud to take to class.

#38 - Tues., Jan. 15 - 1030 to 1230 #39 - Thurs., Jan. 17 - 6 to 8

NO MONSTERS HERE! - Recycle old and new scraps, add textured details and make these adorable zipper critters come to life! You'll definitely want more than one.

#51 - Thurs., Feb. 19 - 1030 to 1230 #52 - Thurs., Feb. 21 - 6 to 8

AS YOU WISH JACKET - With only five construction pieces, this flattering jacket is easy and fast to make. Spend your sewing time being creative and add embellishments "as you like". Sure to become a favorite!

#53 - Tues., Mar. 12 - 1030 to 1230 #54 - Thurs., Mar. 14 - 6 to 8

BEAR'S PAW FABRICS
PAWPRINTS - JANUARY - MARCH 2013 CLASSES

ALL ABOUT MACHINE EMBROIDERY - OPEN TO ALL BRANDS

ALL ABOUT MACHINE EMBROIDERY - OPEN TO ALL BRANDS OF EMBROIDERY MACHINES. This class is hands-on, or you may take as a lecture/demo. Information downloaded to your USB stick will include a video presentation of the project, and easy to follow instructions to complete the project based on the topic. Class Fee: $25

PLEASE BRING A USB STICK FOR US TO DOWNLOAD THE CLASS LESSON. SIGN UP REQUIRED!

KEEPING THINGS STRAIGHT - Keeping files, folders, magazines in place is always a challenge. Learn about tear -away stabilizers as we embroider and make two fused and folded boxes to keep your sewing room or office neat and organized.
#68 - Sun., Feb. 10 - 12 to 4

SO MANY CHOICES! - Make a basic purse and create interchangeable straps and/or covers! See embroidery designs and specialty techniques that will enhance the covers as we review cut away stabilizers.
#69 - Sat., Mar. 23 - 1 to 5

BEAR'S PAW FABRICS
PAWPRINTS - JANUARY - MARCH 2013 CLASSES

830 WORKSHOP & TOUCHDOWN WEEKEND

COMING UP!

830 WORKSHOP
with Fran Miller and Spanky

#44 - SATURDAY, APRIL 20 - 10 to 5

Make the most of your investment by getting to know how to use your 830! In this class we'll be learning the stitches (how to use them and build various other stitches with them, along with embroidery). You will have embellished enough fabric to make a great tote!

This class is available to anyone, regardless of where you purchased your machine!

MORE DETAILS TO FOLLOW
IF INTERESTED, PLEASE CONTACT BEAR'S PAW
SEATING LIMITED!

410-321-6730
bearspaw1@aol.com

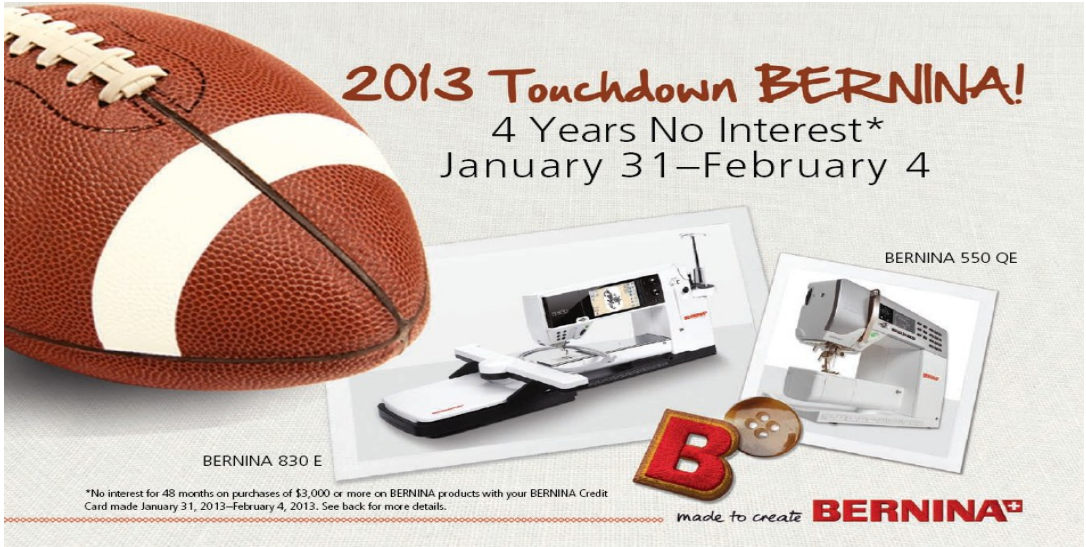

2013 TOUCHDOWN SALE

SATURDAY & SUNDAY, FEBRUARY 2 & 3

20% OFF STOREWIDE

BEAR'S PAW FABRICS
PAWPRINTS - JANUARY - MARCH 2013 CLASSES

HAND APPLIQUE

BALTIMORE GARDENS Workshop Series with Barbara M. Burnham

Choose to make the entire Baltimore Garden quilt or just your favorite blocks. Echo the classic red/yellow/green color scheme or choose your own updated palette of colors. From fabric selection through finishing your quilt, Barbara will teach you all the techniques from her book, ***Baltimore Garden Quilt,*** and several that are not in the book.

Learn needleturn applique with freezer paper on top and other favorite appliqué methods, with hands-on learning in each session. Fill woven baskets and vases with Barbara's innovative method for multilayer flowers, simplify them with creative use of fabrics, or go all out with ruched, gathered, or dimensional flowers.

It's your Baltimore Garden! Barbara will bring the reproduction quilt, and the antique quilt that inspired it, to Session One.

Class Fee: $250 for 12 - 3 hour sessions - 10 to 1

OR

$125 for 6 months

#1 - Sat., Jan. 12 - 10 to 1	**Color My Baltimore Garden** – choosing fabrics, colors, options, inspirations, sets, borders What is Turkey Red? Bring antique quilt and new reproduction quilt Get Organized – Plan your quilt size, cutting layout, supplies, print patterns, decode motifs Freezer Paper On Top Method and Basic Needleturn Accurate Appliqué Placement with Foamcore
#1 - Sat., Feb. 9 - 10 to 1	**Stems – Let Me Count the Ways** Smooth Inner and Outer Curves – on leaves, flower petals, circles, and stems Perfect Circles with Added Dimension Sharp or Gently Curved Outer Points – on leaf tips, petal points, bird beaks Sharp Inner V Points, Soft and Fray-Free Inner U Points
#1 - Sat., Mar. 9 - 10 to 1	**Taming Tiny Pieces and Tricky Spots** – birds' eyes and legs, skinny twigs and stems, small leaves, flower centers, cherry stems, vines that intertwine, mixed over/ under placements, basket handles
#1 - Sat., Apr. 13 - 10 to 1	**Vases, Urns and Ribbons** Backbasting Appliqué, Reverse or Inlaid Appliqué, Cutaway Appliqué Fabric Choice Options for Baskets

MONTHLY DESCRIPTIONS CAN BE FOUND ON OUR WEBSITE

BEAR'S PAW FABRICS
PAWPRINTS - JANUARY - MARCH 2013 CLASSES

JUDY NIEMEYER TECHNIQUE CLASS

GLACIER STAR

This is a new project from Judy Niemeyer quilting - the first design for the new Technique of the Month pattern series. **Glacier Star** is an exclusive pattern available only thru authorized instructors and shops with a limited printing. Join Andrea Schnur, Certified Judy Niemeyer instructor, to learn paper piecing techniques and Judy's own shortcuts to make this project painless! Each class will focus on a new technique and section of the quilt. We'll work on cutting and sewing in class, talking about color and fabric choices as well. The techniques you learn will enable you to tackle any of the patterns from Quiltworx with confidence. The finished quilt is 60x60. Stop by the shop to pick up your supply list before the first session.

This **Glacier Star** is divided into 6 Sessions (Technique of the Month Classes) as follows: (for those doing the Queen Extension quilt – there are additional sessions 8 thru 10 and an additional fee involved)

1. *Initial Session* is designed to help you select your fabric/cut fabric and papers
2. Technique *1*: New York Beauty (Unit-E and Unit-S)
3. *Technique 2*: Geese in the Pond (Unit-B)
4. *Technique 3*: Lone Star (Unit-C1, C2 and C3)
5. *Technique 4*: Snowflake (Unit-A1 and Unit-A2)
6. *Technique 5*: Feathered Star (Unit-D1 and Unit-D2)
7. *Technique 6*: Circling Geese Border (Unit-G1, Unit-G2L, Unit-G2R, Unit-G3L and Unit-G3R)
8. *Let's Build*: Learn how to put all the technique sessions together
9. *Queen Extension Build*: Additional Circle Geese Border (Unit-CG, Unit-CG Mirror and Unit-H)
10. *Let's Finish*: Finish the Queen Extension

We can hold a morning and afternoon class with adequate signups. Let us know ASAP!

#4 - Sundays, Jan. 6, Feb. 3, Mar. 3, Apr. 7, May 5, Jun. 2 and Jul. 14 - 10 to 1

CLASS FEE: $210 OR $110 plus $18 per class

BEAR'S PAW FABRICS
PAWPRINTS - JANUARY - MARCH 2013 CLASSES

JOIN CHERYL FOR:

Feathered Star
2013 EmbroidaBlock of the Month
HOOPSISTERS
The Tradition of Quilting With a 21st Century Twist!

With Hoopsisters you can make perfectly quilted, pieced, and decoratively stitched quilt blocks all in the hoop of an embroidery machine.

The 2013 EmbroidaBlock of the Month program combines the fun and unique Hoopsisters technique with digitized quilting by Sharon Schamber, Master Quilter.

FEATHERED STAR HIGHLIGHTS:

- Master Quilter, Sharon Schamber, digitized quilting.
- 5, 6, 7, 8 and 9 inch block sizes to make everything from lap to king size
- Optional border CD as additional quilt
- Includes a 36 or 120 block layout
- Video instructions



#43 - HOOPSISTERS PREVIEW - Sun., Jan. 20 - 1 to 3 CLASS: FREE

#70 - FIRST CLASS - Saturday, Feb. 23 - 10 to 230,
Saturdays, 10 to 12 - Mar. 23, Apr., 27, May 25, Jun. 29, Jul. 27, Aug. 24, Sept. 28, Oct. 26

Class Fee: $125

BEAR'S PAW FABRICS
PAWPRINTS - JANUARY - MARCH 2013 CLASSES

CLOTHING

FIT FOR ART PATTERNS WARDROBING TRUNK SHOW

Attend an inspiring lecture and trunk show with Rae Cumbie and Carrie Emerson of Fit for Art Patterns. They will show you how to create a core wardrobe of comfortable and flattering pants and jackets using Fit for Art's easy-to-construct patterns that come with excellent step-by-step instructions. The demonstration will include jacket samples for all seasons made from the Tabula Rasa Jacket pattern including sheer cool summer tops, light jackets for spring, cozy jackets for fall and warm winter overcoats.

The Tabula Rasa Jacket is a great tool for quilters and other fabric artists, so many of their samples feature pieced, quilted, appliquéd or collaged jackets. The trunk show will also feature pants made from the Eureka! Pants that Fit pattern and explain the benefits of using this terrific new pattern to create your own beautifully fitted wardrobe of pants for all seasons.

#37 - Sun., Jan. 13 - 1 to 4 CLASS FEE: FREE

FIT FOR ART PATTERNS WORKSHOP: TABULA RASA JACKET BASICS

Get started on a personalized jacket wardrobe with Fit for Art Patterns. This one-day jacket workshop uses the Tabula Rasa Jacket pattern from Fit for Art Patterns as the foundation. Teachers Rae Cumbie and Carrie Emerson start with a trunk show demonstrating the versatility of the Tabula Rasa Jacket pattern with jackets for all seasons and occasions in all kinds of fabrics.

They will fit students into the correct size with Tabula Rasa Jacket fitting shells and show each student adjustments needed to achieve a better personal fit. Rae and Carrie will help students make fitting adjustments to their own paper patterns. Then students will cut the adjusted pattern out of muslin and begin assembling their own mock-up. By the end of the day, students will have a personalized jacket pattern, be well on the way to completing a Tabula Rasa Jacket mock-up, and will be inspired to create their own wardrobe of flattering and comfortable jackets.

#78 - Sat., Jan. 26 - 9 to 4

Class Fee: $85

BEAR'S PAW FABRICS
PAWPRINTS - JANUARY - MARCH 2013 CLASSES

BAGS, PURSES, TOTES, ETC.

CAMILLA INSULATED BAG - Noreen - Carry your lunch in style with the Camilla Insulated Bag. Offered in five sizes we will make the medium size. Roomy enough to carry a water bottle and soup and sandwich or salad it will keep your food cold for approximately 10 hours. Instead of Velcro or snap closure we will take a page from the snappy bag and use a metal tape measure for the closure. Work with vinyl for inside lining.

#80 - Sat., Mar. 16 - 10 to 4 **Class Fee: $25**

AMY BUTLER CLUTCH - Noreen **-** Clutches are all the rage with ladies today. Make one in several different fabrics and colors to go with your favorite outfits. Or make one for the young women in your life. We will also explore using the Spanish Hem Stitch attachment to enhance the flap.

#79 - Sun., Mar. 10 - 12 to 4 Class Fee: $25

MIDI BAG - Lisa - Have you made the very popular Mondo Bag? Well, here is the little sister - same basic, easy construction, but with an ever-so-practical size! This pack contains instructions and 2 QuiltSmart printed interfacing panels to make 2 Midi Bags. Perfectly matched seams, easy construction, cute-as-can-be bag using QuiltSmart grid interfacing technique. Bag bottom is about 8" square with 12" tall sides.

#49 - Sat., Feb. 2 - 10 to 3 Class Fee: $25

CHUBBY CHARMER - Lisa - Chubby Charmer is a great BIG bag! Its wide bottom is fantastic for many uses: an overnight bag, beach bag, diaper bag, etc. The bottom is wide enough to fit a 9" x 13" casserole pan! Approx. 14" tall x 18" wide x 10" deep

#8 - Sat., Jan. 5 - 10 to 3 Class Fee: $25

GRADATIONS BAG - Etta - A project from the book, MODERN MIX. It's all about color - two of your favorite colors. This useful little bag can be its own study on color theory. Strips of these colors are foundation pieced onto heavyweight interfacing, forming the bag front and back, separating the prints with neutral solid strips.

#93 - Wed., Mar. 6 - 6 to 8 Prep Work &

Fri., Mar 29 - 10 to 4 Class Fee: $35

BEAR'S PAW FABRICS
PAWPRINTS - JANUARY - MARCH 2013 CLASSES

MACHINE PIECING & QUILTING

NORTHERN LIGHTS - Cheryl K. - One of many projects available using the Hex N More Ruler. Use solids, batiks or prints to make your own version of Northern Lights. Homework is required before class.

#42 - Sat., Jan. 19 - 10 to 4 Class Fee: $25

WAVES OF GLORY - Cheryl K. - A patriotic quilt with a very versatile strip block. Uses a folded fabric technique to create the appearance of a waving flag. Homework is required before class. Large size: 54½" x 66½" - 12" block Small size: 37½" x 45½" - 8" block.

#67 - Sat., Mar. 2 - 10 to 4 Class Fee: $25



TEXAS TWO STEP - Kate - Make 9" Texas size blocks to show off big prints or 6" blocks for smaller prints. Use fat quarters or scraps. PERFECT FOR BEGINNERS! Techniques covered: proper rotary cutting, ruler smarts, accurate piecing.

#47 - Wed., Jan. 9, 16 & 30 - 6 to 8 OR

#48 - Tues., Jan. 15, 22 & 29 - 10:30 to 12:30

Class Fee: $40

STRIPE OF STRIPS PILLOW - Etta - Student will learn foundation piecing on muslin/cotton and pillow construction. This pillow will be completed in class. It is from the book MODERN MIX and ties into a quilt, Pebble Road, which Etta will teach in May allowing you to make a mini bedroom makeover!

#88 - Sun., Jan. 27 - 12 to 4 Class Fee: $25

UFO NIGHT WITH SANDY

Have project to finish? This is the time and place! Enjoy a couple of hours with fellow quilters and get those UFOs completed!

SIGN UP REQUIRED - CALL STORE 410-321-6730!

#63 - Mon., Jan. 14 - 5 to 8 #64 - Mon., Feb. 11 - 5 to 8 #65 - Mon., Mar. 11 - 5 to 8

Class Fee: $10 payable to the Store

BEAR'S PAW FABRICS
PAWPRINTS - JANUARY - MARCH 2013 CLASSES

MISTLETOE WORKSHOP

SANTA'S GIFT BAG - Pat C.

Adorable drawstring gift bags in two sizes! Small 4 1/2" x 8" perfect for small gifts & treats. Large 6" x 16" perfect for wine bottles and larger treats!

#81 - Sun., Feb. 24
12 to 2
Class Fee: $10

STOCKING SWEET STOCKING - Pat C.

This great stocking project can be filled to the brim. Both sturdy and whimsical sure to be a hit. A fun step-by-step use of the Lil Twister tool. 2 style options 12-1/2in x 19in. GREAT FOR BEGINNERS!

#82 - Sun., Mar. 24
12 to 3
Class Fee: $15

ANNABELLE'S CHRISTMAS

Join the fun and let's make ANNABELLE'S Christmas the best ever! We have used wool felt and cotton to make these 9 whimsical blocks. You can use your stash, or buy a kit from our stash! These blocks would also look good individually, hanging from one of the Ackfeld frame stands.

This quilt was designed by a local gal, Michelle Marll, who is spreading her wings and developing a line of fun, "quirky" appliques. Her favorite form is hand applique and loves to use wool, wool felt and cotton in her creations! Look for more patterns from The Quirky Hare & Co. in the months to come!

MEET ANNABELLE'S CREATOR
AND JOIN US ON:

#83 - Sat., Jan. 26 - 10 to 12

BEAR'S PAW FABRICS
PAWPRINTS - JANUARY - MARCH 2013 CLASSES

MACHINE PIECING & QUILTING

MACHINE QUILTING 101 - ADVANCED BEGINNER AND ABOVE - Erin - Learn the tricks to successful machine quilting. Enjoy testing out new ways to meander all over your quilt. Plus lots of fillers for all that white space!!!

STUDENT FAVORITE CLASS

#66 - Sat., Apr. 6

10 to 4

Class Fee: $50

Start a new project or bring a project to finish!

Dinner, fun, laughs, free goodies!

Why wouldn't you want to come?

#77 - Fri., Apr. 12 - 6 to 12

Class Fee: $25

CIRCLES - Cheryl T. - The Dresden plate has been around a long time, but now let's learn how to make a double Dresden plate placemat. Once you get the hang of it, you can create a quilt using the same technique!

#90 - Wed., Feb. 13 - 6 to 830 or

#91 - Sat., Feb. 16 - 10 to 1230

Class Fee: $18

MOM-ISMS - Pat S. - In the first class we will go over all of the fabric requirements, cutting instructions and how to prepare the quote blocks. We will also discuss how to transfer the photo. Homework will be needed between classes.

#94 - Wed., Feb. 27 - 6 to 8, and Wed., Mar 13 & 20 - 6 to 830

Class Fee: $35

ACCUQUILT

Let's talk about this wonderful "cutter" over PIZZA and SODAS! What can it do for you! What do you want from your GO! And, how can we help you get there! How many dies are available?

What are the DO's and DON'Ts? Should I be cutting on the grain? These and other questions will be answered!

#89 - Fri., Feb. 22

6 to 8

Class Fee: $5

BEAR'S PAW FABRICS
PAWPRINTS - JANUARY - MARCH 2013 CLASSES

CLASSES IN PROCESS

Machine Applique!

STITCHES IN BLOOM - (STITCHER'S GARDEN 2) – Spanky & Kate

Work with pintucking, twin and wing needles, bobbin work, twisted floss, couching, fringing, circular embroidery attachment, ruffling, rolled hems, binding and sew much more!

#50 - Sundays, Jan. 20, Feb. 17, Mar. 17, Apr. 21 - 1 to 3
Monthly Kit Fee $25

BLESSINGS OF SUMMER - Cheryl K & Lisa

Use the decorative stitches on your machine and learn how to take flat appliqué and make it dimensional in this fat quarter friendly project.

#40 - Fridays, Jan. 18, Feb. 15, Mar. 15, Apr. 19 & May 17 - 1 to 3

#41 - Fridays, Jan. 18, Feb. 15, Mar. 15, Apr. 19 & May 17 - 6 to 8
Monthly Kit Fee $25

Machine Applique!

COMING IN FEBRUARY

THINK YOU COULD GET INTERESTED IN MACHINE EMBROIDERY?

OR

HAVE YOU BEEN THINKING ABOUT A NEW EMBROIDERY MACHINE?

*****

STAY TUNED!!!