

BOLTS IN THE BATHTUB

A NEWSLETTER FOR QUILTING, QUILT LOVERS & FRIENDS

MAY, JUNE, JULY 2013
VOLUME 2, ISSUE 9

STORE HOURS

Tuesday, Thursday & Friday 10-6
Wednesdays 10-8
Sat 10-5, Sunday 12-5
Closed Mondays

STORE LOCATION

Lancaster, Ca. 93534
(661) 945-5541

Bolts in the Bathtub

Software Certified
Dealer of the Year

Authorized Dealers of:

BERNINA
made to create
bernette



SEWING CLASSES

Many classes have kits that are required and we have tried to keep their expense to a minimum. Many classes do not require a kit, but do require supplies. We ask that you purchase the class supplies from Bolts in the Bathtub. This is the only way we can maintain low class fees.

It's hard to believe, but we've been in business for 10 years! We had hoped to celebrate in our new location, but it just didn't work out. Watch for emails for information regarding the move or like us on Facebook to get up to the minute news.

So, join us for our last celebration at our current location on May 3rd, 4th & 5th. Watch for a special email with all the details. Everyone who shops with us in May will be entered into our 5/10/20 drawing. Five customers will win 10 months of 20% off all regular priced fabric cut off the bolt. (Fat quarters, pre-cuts, kits & sale fabric not included).

If you love embroidery, and we know many of you do, join us on May 11th. We are hosting Hatched in Africa for a lecture/demo. Yes, they are visiting from Africa and will share some beautiful embroidery designs and fabulous tips and tricks. Please register ASAP to ensure we have enough snacks & CD's for all attendees.



Our local celebrity Paula Reid will be in the store for one day June 1st with Borders & Bindings. Get the scoop on applying straight & mitered borders, crumb catchers and binding finishes.



The last two weeks of June is the Southern California Quilt Run. The theme this year is Run Through The Reruns. Each store has selected a TV show prior to 1980 to highlight.

But the most exciting news for us is the move into our new location: 723 Lancaster Blvd.

We look forward to seeing you there.

Thank you for being part of our lives and allowing us to be part of yours for the last 10 years.

Your
Sewing Room
away
from Home



Need a little you time?
Join us monthly on the second
Friday evening to work on projects
in the company of other quilters.

May 10th, June 14th, July 12th
5:30 - 9 pm



Visit our
Facebook page
to like us !



Block of the Month

10:30 am

May 18th, June 8th
July 13th, August 10th
September 14th, October 12th



Join us for a block of the month of triangle blocks. This 64"x84" quilt designed by Jaybird Quilts features Basic Grey's PB&J fabric line by Moda. Your kit includes fabrics for the blocks, borders & binding, Hex N More Ruler, and pattern. There are twelve different blocks in the quilt and each month you'll create two blocks of two different designs. The choice and placement of fabrics will make your quilt appear to have 24 different blocks.

Here's how it works:

The 6 month series is available with a \$39.00 deposit to reserve your spot and just \$32.00 (plus tax) for five months starting in May. Your card will be charged on the day of the meetings. Or pay for all six months at time of sign up and save \$20. (\$179).

- Sign up by paying for your deposit (\$39.00 plus tax). For the next 5 months, on the day of the meetings beginning in May, we will charge your card for the amount above.
- The program runs May through October.
- Meetings will be on Saturday mornings for an hour. At each meeting there will be a demo, tips for sewing the month's blocks and time for questions & answers. You do not need to attend the meeting to participate in the program. Fabrics will be available to pick up any time after each month's meeting.
- The first meeting is Saturday May 18th at 10:30

WEDNESDAY'S WITH BITB

Wednesday's are perfect for those who want a little help with their quilting project or just want to sew in the delightful company of others. BITB staff will be on hand to provide help or just cheer you on.

May 1st
June 26th
July 3rd 17th & 31st

\$10.00 per session,
10 - 3 pm



VETERANS/ PHILANTHROPIC WORKSHOP



Join the AVQA members in the Bolts classroom once month. Help make quilts and other needed projects for Veterans and Mothers of Fallen Soldiers. Donations of fabric are appreciated.

May 7th, June 4th, July 2nd
10- 3 pm

STRIP CLUB

*

STRIP CLUB

*

STRIP CLUB

Instructor: Dawna Harrison & Anna Koelwyn

Strip Club will meet roughly on a bi-monthly basis (some scheduling adjustments will be made as needed and announced in advance). We'll have a new strip quilt and fun surprises each Club Meeting

- Come to Strip Club the Saturday or the Thursday session of the scheduled months at 10:30 am - you choose which meeting you'll attend (and yes, you can alternate between the two!). You must be seated by 10:30 am.
- Pay a \$5 cover-charge at the door and collect your free mystery pattern.
- Visit with your friends and make some new ones while you watch us demo how to make this month's quilt. Follow along on your pattern and learn some tricks and tips!

Stay after the club meeting to start your quilt. The classroom will be available for sewing immediately after the meeting until 3:30 in the afternoon.

The best benefit is you only pay \$5 to get in...and you get a wonderful pattern for free!

Your \$5 gets you into the club and a free pattern...but there's always

some fun door prizes too! So to help you maximize your chances to win, we have a few tips for you!

#1 - Pay your \$5 at the door and get your first door prize ticket!

#2 - Call ahead & let us know you're coming. This puts you on the VIP list and you get an extra ticket when you pay at the door.

#3 - Pay with 5 - one dollar bills...and you get yet another ticket!

#4 - Show a previous sessions quilt top and receive 2 tickets!

#5 - Bring some other Show & Share and receive 1 ticket!

See, now you have 6 chances to win!

We will showcase our upcoming month's fabric. You may not pre-pay for your club entrance fee. You have to pay your entry fee at the door cause our "Strip Club Bouncers don't take credit cards!" So have your \$5 in hand when you come...and get ready to have a ball!

May 4th or 9th, 10:30 am and July 6th or 11th, 10:30 am

HANDWORK CLASSES

APPLIQUÉ WORKSHOP

Enjoy the camaraderie while you work on the appliqué project of your choice.

Class fee: \$10 per session. 10 - 1 pm

May 2nd & 21st, June 6th & 18th, July 16th



APPLIQUÉ CLUB

Join other appliquéers as they work on personal projects. All levels of experience are welcome to join.

Class fee: \$6 per session. 4 - 6 pm

May 14th & 28th, June 11th & 25th, July 9th & 23rd

QUILTING & SEWING CLASSES 1

Key to Class Level



Beginner



Intermediate



Advanced

PILLOW PROJECTS

Instructor: Staff

Join us to make a pillow designed by one of our talented staff member. Great as a gift or keep it for yourself.

May 2nd, June 6th

1:30 - 4:30 pm

Class fee: \$18 includes pattern



MODA YOU

Instructor: Dawna Harrison

Join us for an exciting year of quilt projects. Classroom is open for sewing for students prior to lecture and until 4:30.

Lecture: 1 pm

May 5th, June 2nd, July 7th.

Class fee: \$30 per quarter.



BLOCK OF THE MONTH WORKSHOP

Do you need a place to focus on your blocks? Bring your project to work on (current or previous) and get help if you need it.

May 10th, June 14th & July 12th,

1:30 - 5 pm

June 8th, 11:30 - 3 pm

Class fee: \$10 per session



BINDING

Instructor: Dawna Harrison

Does binding have you in a bind? Come learn how easy it is to have a straight grain binding with perfect mitered corners and a seamless closure. Lecture/demo.

May 14th, 12:30 - 2 pm

Class fee: \$15



MONTHLY PLACEMAT AND/OR TABLE RUNNER

Instructor: Susan Chase

Sundays, 12:30 - 4:30 pm

Class fee: \$18 per session

Patterns and/or book required as per session.

May 12th - Hugs and Kisses Table Runner

Choose your favorite 16 squares from a charm pack and create this fun table runner.



June 9th - Charmed Twister Table Runner

A Charming "Charmed" Twister table runner or placemats to make for your summer picnic or family reunions.



July 14th - Little Charmers Table Runner

Choose a table runner using 5" charm squares and then make placemats with matching fabrics. Use different fabrics for the seasons to decorate your table.



May 2013
Accessory
SPECIAL

25% OFF

**BERNINA Patchwork Foot
with Guide #57 / 57D**



Produce perfect 1/4" seams which are ideal for quilting, doll clothes, French seams and other precision techniques. The inner edge of the front of the foot is 1/8" from the center needle position. The spring-loaded guide on the right of the foot ensures accurate 1/4" seams sewn at any speed!

For May 2013 only, get 25% OFF BERNINA Patchwork Foot with Guide #57 / 57D. Offer good at participating BERNINA dealers in the United States. Coupon may not be combined with any other offer.

QUILTING & SEWING CLASSES 2

Key to Class Level



Beginner



Intermediate



Advanced

START QUILTING

Instructor: Staff

Lay the right foundation for a quilting passion. A machine piecing class designed to help the new quilter get off to the best possible start.

In this class you will make the rail fence quilt top only.

We offer a 15% discount on the rotary cutter, mat, rulers, fabric and other supplies for students enrolled in this class.

Book required.

April 24th, May 1st & 8th, 5:30 - 8 pm or

June 11th, June 25th, 10:30 - 3 pm or

July 27th & August 3rd, 10:30 - 3 pm

Class fee: \$50



START QUILTING - NEXT STEP

Instructor: Anna Koelewyn

So you've made your first quilt, now use your book with Anna's quilt layout to move onto the next step.

May 15th, 29th & June 5th, 11 - 3 pm or

May 22nd, 29th, June 5th & 12th, 5 - 8 pm

Class fee: \$60



WINNER'S BOUQUET

Instructor: Anna Koelewyn

You will be amazed how easy curves can be. Learn the technique and design your own quilt with five different sizes and many design options to choose from.

May 15th, 5:30 - 8 pm

Class fee: \$18



FARMER'S WIFE WORKSHOP

Instructor: Staff

Join us as we pick 2 blocks a month from the book of 111 - 6" quilt blocks.

Choose your color-way. Book required.

May 23rd, July 25th, 1:30 - 3:30 pm

Class fee: \$12 per session



LOG CABIN PASEOS

Instructor: Anna Koelewyn

Enjoy this variation of a half log cabin block with many opportunities for design layout.

Pattern required.

May 25th, 10:30 - 4 pm

Class fee: \$35



KRIS-E BAG

Instructor: Susan Chase

With an adjustable handle and lots of interior pockets the Kris-e purse allows your creativity to soar. Learn an easy-to-install zipper pocket.

Pattern required.

May 26th, 12:30 - 4:30 pm

Class fee: \$24



CADDY PAD JR.

Instructor: Susan Chase

Carry your full size travel iron in style to class or retreat. Pack your iron away "hot" to travel home - no more driving with one hand on the steering wheel and the other carrying the hot iron. Pattern required.

May 30th, 1 - 5 pm

Class fee: \$24



350 Special Edition



INDIVIDUAL BEGINNING SEWING CLASSES

Call to schedule. \$25 per hour

SERGER QUEEN SERIES

Instructor: Janis Rivera
 10:30 - 2:30 pm
 Book Required for session 2 & 3.
 Class fee: \$24 per session



May 8th Session 1 - Serger Sense

This is the first class in a series focused on making you feel comfortable using your serger! Not just comfortable but you will leave these classes a SERGER QUEEN! The first session is focused on learning what you have...come on; you know you have questions about loopers, cutters, differential feeds, etc. The most pressing issue for many is, "How do I thread this thing?!" and "I have a *tension* headache!" Let's spend some quality time together figuring it all out. The class will be taught using a Bernina serger, but don't let that stop you from bringing whatever brand you own.

June 12th Session 2 - Her Royal Mystery Project

This class is focused on using different stitches and feet to design a unique and beautiful mystery project. The skills you mastered in Session 1 - Serger Sense, will make this class a breeze! The techniques you will learn can be used on garments, quilts, home decor, or any fabric artistry.

July 10th Session 3 - Thirteen's A Charm

This charming quilt is from *Serge & Merge Quilts* by Sharon V. Rotz. This is the first of two sessions. This quilt is made from 13 different fabrics that are serged together with the charm of a scrap quilt without the hours of tedious piecing. Using your serger machine will cut the time for construction in half AND add a unique texture to your quilt. Book required!


June 16th Session 4 - With Zipper Foot

Humbug Bag is a twisted tote that makes a perfect "little something" gift. The shape is based on a traditional 19th century English candy, from which the bag takes its name. These are exceptionally quick, easy, and fun to make (make one in less than an hour). A perfect beginning zipper project with your serger. Pattern Required.

This session will meet 12:30 - 4:30 pm.

BEGINNING PAPER PIECING

Instructor: Anna Koelewyn
 Have you ever wanted to learn paper piecing but didn't know where to begin? This is the class for you.



This class introduces you to paper piecing with this simple but beautiful Table Runner.

Pattern and paper included in class price.

June 15th, 10:30 - 4 pm

Class fee: \$35

BORDERS & BINDINGS W/ PAULA REID

Often described as an "artist with a sewing machine". Paula is a custom heirloom quilting specialist. In a 6 hour workshop, participants will learn how to measure and apply straight borders, crumb catchers (a sneaky way to add color to a quilt without adding size) and borders with cornerstones by constructing a quilt based on a fat quarter and coordinating fabrics. Paula will also demonstrate mitered borders, double fold bindings (including that tricky join), bias bindings for scalloped edges and prairie point finishes.




June 1st, 10 - 4 pm

Class fee: \$65.00

TAKE 4 PLACEMATS

Instructor: Susan Chase
 Quick and easy project - a set of four placemats can be completed in an afternoon! Consider making a set for every season or for gifts. Pattern required
 July 18th, 1 - 5 pm
 Class fee: \$30



E-COZY PALOOZA

Instructor: Susan Chase
 This is a fat-quarter friendly project. Join us to make a cover for your i-Pad using Whistlepig Creek Production's Cozy Palooza pattern.
 July 26th, 1 - 5 pm
 Class fee: \$30





Beginner



Intermediate



Advanced

ALL ABOUT ME!

Instructor: Dawna Harrison

Become educated on a wide variety of embroidery techniques, stabilizer types/uses and keep up-to-date on new embroidery collection releases.

Class fee includes CD.

10 - 10:50 am

Class fee: \$15 per month



May 3rd - Zakka Style: The Sewing Kit

Do you sew on the go? If so, you will enjoy stitching this small sewing kit that can hold those things you need to keep handy so you can stitch wherever you may be.

May 22nd - A Little Something' Jacket

This easy-to-sew jacket will become one of your favorites! We will embellish & embroider & enjoy the process as well as the results! We'll also explore water soluble stabilizers and their uses.

July 24th - Baby Showers

Make two specialty bibs with the most adorable pat-terns! Learn to embroider on fleece blankets and knit baby items as we cover hooping techniques, needles, threads and more!

SOFTWARE SAMPLER

Instructor: Dawna Harrison

Learn new techniques and increase your Bernina Artista

software skills, by working through a series of projects lead by a Bernina Educator in a video presentation. V6 Designer Plus Software is used in the virtual trainings. Class fee includes C D with lesson presentation and project ideas for using design. Bring your laptop and prepare to learn tricks that allow you to produce professional looking embroideries.

11:30 - 1:30 pm

Class fee: \$15 per month



May 3rd - Get Organized: "Build a Box"

Work with a variety of embroidery techniques to embellish a set of freestanding boxes.

May 22nd - Ready for Summer: "Pack the Laptop"

Create a beautiful Jacobean appliqué floral motif for a quilted laptop keeper.

July 24th - Ready for Summer: "Pack Your Bag "

Create colorful designs to embellish a bag organizer. Use gradient techniques to create dimension.

EMBROIDERY WORKSHOP

Instructor: Dawna Harrison

Need time to work uninterrupted on your embroidery?

Class size limited to eight.

July 19th & 20th, 10 - 4 pm

July 21st, 11 - 5 pm

Class fee: \$20 per session



Don't have a project you are currently working on?

Try one of the pillow sleeves by Claudia's Creations.

Pillow Talk pattern, \$44.95

VIRTUAL BERNINA[®] CLUB

Instructor: Dawna Harrison

Class fee includes CD, 2 - 3 pm

Class fee: \$15 per session

May 21st - Summer Style

If you make 1, you'll have 2! Make a super summer wrap skirt- completely reversible and with updated grommet styling. Lots of room for embellishments - if you wish!

July 24th - The Madison: Crossbody Wallet Bag

Sew the perfect companion with the Madison cross-body bag with built-in wallet - have everything you need at your fingertips and be hands free!



11 am - Meet & Greet with refreshments
12 noon - Lecture/Demo
Fee - \$25

** Limited Seating
Sign-up and pay early to ensure embroidery CD's for each participant.

BERNINA⁺ MASTERY CLASSES

These classes are complimentary with the purchase of a new or pre-owned machine from Bolts in the Bathtub**. Learn how to get the most out of your Bernina. The more wonderful features your machine has, the greater your number of classes. All machine owners take Mastery Basics and Mastery Beyond. Call or come in to reserve your space (**pre-registration required**). ** Includes all used “modern” style” machines. * Class free with purchase of machine at BITB

MASTERY BASICS

Class covers the care of your machine, threading, bobbin winding, maintenance, needles, thread, practical stitches, and buttonholes. Call to schedule. Class fee: \$50*

MASTERY BEYOND

Continue mastering your computerized Bernina sewing machine, including use of alphabets, decorative and quilting stitches, use of twin needles, walking foot, BSR, & memory or combi-mode. Call to schedule. Class fee: \$50*



MASTERY EMBROIDERY BASICS

Learn how to embroider with your machine. Become acquainted with needles, threads, stabilizers and how to access your designs. Call to schedule. Class fee: \$50*

7 SERIES & 8 SERIES MASTERY BASICS

You’ve purchased your dream machine – now come and learn the ins and outs of this top of the line home machine. Learn the basics and then some using a simulator on your laptop. One on one scheduled at time of purchase. Call to schedule. Class fee: \$100*



SERGER BASICS

Build confidence in learning to thread your serger. Learn 4 and 3 thread overlock, rolled hem, adjusting tension, stitch length and dual feed. Call to schedule. Class fee: \$50*

Calendar Quilts

Instructor: Staff

Make a wall quilt for every month of the year. Class price includes access to BITB’s scrap stash. Quilts will be made for the following month. Pattern required. Class fee: \$20 per month



JUNE BANNER
May 8th, 5:30 - 8 pm



JULY BANNER
June 12th, 5:30 - 8 pm



AUGUST BANNER
July 10th, 5:30 - 8 pm

BERNINA⁺

BERNINA 7 Series

BERNINA 710

The B 710 is the ideal machine for the sewing enthusiast who enjoys the creative process and traditional techniques with a contemporary touch. The B 710 combines innovative ideas with lots of space, providing more room for all your sewing projects. It features 680 sewing stitch patterns, including 200 decorative stitches, and comes standard with five presser feet. Also, with the addition of the right accessories, the B 710 will take the user from crafting to home decorating to quilting with ease.



BERNINA 750 QE

The B 750 QE is specially accessorized for the quilting enthusiast. The B 750 QE includes a total of 837 sewing stitch patterns, and is equipped with over 30 quilt stitches, eight presser feet and 70 embroidery designs. It also comes standard with the BSR, making it the perfect fit for the quilter who is looking for a machine with the best quilting features available. The extensive range of available accessories, including an optional embroidery module, offers the B 750 QE owner the option of expanding their creative options to other sewing specialties such as heirloom, home decorating, crafting and garment sewing. The B 750 QE is also compatible with the new DesignWorks Software and companion accessories.



BERNINA 780 E

The BERNINA 780 E offers top quality embroidery, sewing and quilting functionality in an elegantly designed machine that leaves extra room for imagination. The B 780 E comes standard with the BSR and an assortment of nine presser feet. It includes a total of 1,306 sewing stitch patterns and is also capable of 360-degree, multi-directional sewing. Additionally, over 130 high quality embroidery designs are built into the B 780 E along with elegant fonts for personalizing your projects. You can even quickly upload your own embroidery designs onto the machine using the convenient USB port. The B 780 E is compatible with the BERNINA Embroidery Software V6, and the new DesignWorks Software and companion accessories.



MAY Consumer Webinars

8am or 4pm PST

May 7 - Made to Create Series - BERNINA 780

Experience the sewing and embroidery features of the BERNINA 780 and see how these features can take your creative sewing to a new level!

May 8 - QuiltMotion with QuiltMotion Touch for BERNINA

Enjoy the benefits of a professional automated quilting system in the comfort of your own home! Join us to see how QuiltMotion with QuiltMotion Touch for BERNINA provides precision quilting at your fingertips

May 9 - Just SEW It - Piece by Piece






Learn the basics of patchwork piecing. Tools, tips, and tricks will be covered as you see how to make piecing fast and fun.

Did you know if you miss a Webinar it is available @ www.bernina.com after the scheduled date?








MAY 2013



SUNDAY	MONDAY	TUESDAY	WEDNESDAY	THURSDAY	FRIDAY	SATURDAY
			1 Wed w/ BITB 10 - 3 pm Start Quilting Pt 2 5:30 - 8 pm	2 Appliqué Workshop 10 - 1 pm Peggy's Pillow 1:30 - 4:30 pm	3 TEN YEAR ANNIVERSARY All About ME 10 - 10:50 Software Sampler 11:30 - 1:30 pm	4 Strip Club 10:30 - 3:30 pm ANNIVERSARY CELEBRATION
5 Moda U 12:4:30 pm Lecture 1 pm ANNIVERSARY CELEBRATION	6 CLOSED	7 Veterans Workshop 10 - 3 pm 	8 Serger #1 10:30 - 2:30pm Start Quilting Pt 3 5:30 - 8 pm Calendar Quilts 5:30 - 8 pm	9 Strip Club 10:30 - 3:30 pm	10 BOM Workshop 1:30 - 5 pm Fern's Friendship 5:30 - 9 pm 	11 Saturday Soiree 9:30 am Hatched in Africa 11 - Meet & Greet 12 - 3 pm Lecture
12 Mother's Day Hugs & Kisses Table Runner 12:30 - 4:30 pm	13 CLOSED	14 Binding 12:30 - 2 pm Appliqué Club 4 - 6 pm 	15 SQ - Next Step Pt 1 11 - 3 pm Winner's Bouquet 5:30 - 8 pm	16	17	18 Toes in the Sand #1 10:30 AVQA Show
19 AVQA Show	20 CLOSED	21 Appliqué Workshop 10 - 1 pm Virtual BERNINA Club 2 - 3 pm	22 All About ME 10 - 10:50 Software Sampler 11:30 - 1:30 pm SQ - Next Step Pt 1 5 - 8 pm	23 Farmer's Wife Workshop 1:30 - 3:30 pm	24 International Tiara Day 	25 Log Cabin Paseos 10:30 - 4 pm
26 Kris-e Bag 12:30 - 4:30 pm	27 CLOSED MEMORIAL DAY	28 Appliqué Club 4 - 6 pm 	29 SQ - Next Step Pt 2 11 - 3 pm SQ - Next Step Pt 2 5 - 8 pm	30 Caddy Pad Jr. 1 - 5 pm	31	

JUNE 2013












SUNDAY	MONDAY	TUESDAY	WEDNESDAY	THURSDAY	FRIDAY	SATURDAY
						1 Borders & Binding w/ Paula Reid 10 - 4 pm
2 Moda U 12:4:30 pm Lecture 1 pm	3 CLOSED	4 Veterans Workshop 10 - 3 pm 	5 SQ - Next Step Pt 3 11 - 3 pm SQ - Next Step Pt 3 5 - 8 pm	6 Appliqué Workshop 10 - 1 pm Flag Pillow 1:30 - 4:30 pm	7	8 Sat. Soiree 9:30 am Toes in the Sand #2 10:30 am BOM Workshop 11:30 - 3 pm
9 Charmed Twister Table Runner 12:30 - 4:30 pm	10 CLOSED	11 Start Quilting Pt 1 10:30 - 3 pm Appliqué Club 4 - 6 pm 	12 Serger #2 10:30 - 2:30pm Calendar Quilts 5:30 - 8 pm SQ - Next Step Pt 4 5 - 8 pm	13	14 BOM Workshop 1:30 - 5 pm Fern's Friendship 5:30 - 9 pm 	15 Beginning Paper Piecing 10:30 - 4 pm
16 Serger #4 w/ Zipper Foot 12:30 - 4:30 pm	17 CLOSED	18 Appliqué Workshop 10 - 1 pm	19 Store Closes @ 5 pm	20 Quilt Run 9am - 8 pm	21 Quilt Run 9am - 8 pm	22 Quilt Run 9am - 8 pm
23 Quilt Run 9am - 5 pm	24 CLOSED	25 Start Quilting Pt 2 10:30 - 3 pm Appliqué Club 4 - 6 pm 	26 Wed w/ BITB 10 - 3 pm 	27 Quilt Run 9am - 8 pm	28 Quilt Run 9am - 8 pm	29 Quilt Run 9am - 8 pm
30 Quilt Run 9am - 5 pm						

July



2013

Sunday Monday Tuesday Wednesday Thursday Friday Saturday

	1 <i>Closed</i>	2 Veterans Workshop 10 - 3 pm 	3 Wed w/ BITB 10 - 3 pm 	4  <i>Closed</i> <i>Independence Day</i>	5	6 Strip Club 10:30 - 3:30 pm
7 Moda U 12 - 4:30 pm Lecture 1 pm 	8 <i>Closed</i>	9 Appliqué Club 4 - 6 pm 	10 Serger #3 10:30 - 2:30 pm Calendar Quilts 5:30 - 8 pm	11 Strip Club 10:30 - 3:30 pm	12 BOM Workshop 1:30 - 5 pm  Fern's Friendship 5:30 - 9 pm	13 Saturday Soiree 9:30 am Toes in the Sand #3 10:30
14 Little Charmers Tablerunner 12:30 - 4:30 pm	15 <i>Closed</i>	16 Appliqué Workshop 10 - 1 pm	17 Wed w/ BITB 10 - 3 pm 	18 Take 4 Placemats 1 - 5 pm	19 Embroidery Workshop 10 - 4	20 Embroidery Workshop 10 - 4
21 Embroidery Workshop 11 - 5 pm	22 <i>Closed</i>	23 Appliqué Club 4 - 6 pm 	24 All About ME 10 - 10:50 am Software Sampler 11:30 - 1:30 pm Virtual BERNINA Club 2 - 3 pm	25 Farmers Wife Workshop 1:30 - 3:30 pm	26 E-Cozy Palooza 1 - 5 pm	27 Start Quilting Pt 1 10:30 - 3 pm
28	29 <i>Closed</i>	30	31 Wed w/ BITB 10 - 3 pm 			



We are excited to announce that Santi from Hatched in Africa will be presenting a Trunk Show and Demo on Saturday, May 11th. You will be amazed by the beautiful variety of gorgeous high quality designs stitched out on garments, quilts and table linens. Santi, who is the owner & digitizer from South Africa, will be presenting the show. Door fee includes a gift CD from Hatched in Africa.

11 am ~ Meet & Greet with refreshments

12 noon ~ Lecture/Demo

Fee ~ \$25

** Limited Seating

Sign-up and pay early to ensure embroidery CD's for each participant.



IMPORTANT CLASS POLICY INFORMATION



- Classes must be paid for at time of registration.
- One week cancellation notice is required to refund or credit fees. No refunds for visiting teachers.
- Materials list is provided at time of registration.
- All brands of sewing machines are welcome in our classes (with the exception of Mastery classes).
- As a courtesy to others, please mute cell phones while in class and exit the class to make/take a call.
- Please be prepared for different temperatures - if you get chilly with A/C please bring a sweater.
- Please label your equipment to avoid confusion and to let us get your left items back to you.
- No kids in adult classes - no adults in kids classes.
- Our teachers make every effort to start on time - please try to be set up by class start time. Thanks!