

Creative Sewing Center News

Volume 21, Number 2

April 2014 - June 2014

A Note to Our Friends

Recently at our bank, I was making a Berry Patch deposit at the drive through. Upon completion of the transaction the teller said, "Have a nice day, Mr. Patch". The deposit slip has the Berry Patch's name on it, so she jumped to the conclusion that I must be Mr. Patch. I chuckled to myself and said thank you. Their teller training obviously encourages them to try to create a personal relationship with the customer.

At the Berry Patch we have long tried to do this very thing. Shoppers like to be called by name and appreciate being treated with respect. Over the years we have been fortunate to not only know names, but also to learn so much about our shoppers (friends). We love to hear the stories about your family and other activities in your life. It reminds us that it is important for the Berry Patch to be a place you can feel welcome and appreciated. Thanks for caring about us too!

We are going to make some changes in the way we communicate with you. Several years ago we

discontinued mailing our newsletter and began to depend solely on the internet. Our website contained the newsletter and anyone was free to print a copy. We also depended heavily on email to keep you current about the Berry Patch. We will continue to provide information in this manner; however we will mail it as well.

We will now also be mailing our newsletter much like we did many years ago. You are reading the first edition and you can expect to receive one each quarter. The class schedule will cover only three months allowing us to be more flexible introducing new classes and special events. You can still register for classes online, or if you prefer, you can just give us a call at 817-346-6400. Shirley's recipe corner is back! We'll start with a favorite, Aunt Shirley's rolls!

As we enter our 37th year, we continue to be grateful for your support. Bob, Shirley, Stayce, Bobby, and the entire Berry Patch Team

THREE MONTHS OF CLASSES INCLUDED!

INSIDE

New Class Schedule
Pages 2 - 5

Shirley's Recipe Corner
Page 6

Bernina Owner Classes
Page 7

Event Calendars
Pages 9 - 11

HOURS

Monday - Saturday
10 a.m. - 5 p.m.

Closed:
Memorial Day
May 26

AWARD WINNING SALES AND SERVICE

2011 National Bernina
President's Award
Excellence Award Dealer
Gold Standard Award
Winner
Software Certified
Artista Certified
880/830/820 Certified
780/750/710 Certified
1999 Dealer of the Year
2002 Dealer of the Year

Authorized Dealers of:
Nothing Sews Like A Bernina. Nothing.

BERNINA

Bernette



Join us the 3rd Tuesday of every month at 10 am and 5:30 pm for an Anita Goodesign Embroidery Workshop.

April 15th, May 20th and June 17th

Sign up quickly - space is limited. Each month we will focus on a unique embroidery technique. You will receive a packet containing a design CD and companion newspaper with the project.

Serving the Metroplex Since 1977

4913 S. Hulen Street • Fort Worth, Texas 76132 • In Heritage Square Across from Hulen Mall
(817) 346-6400 • www.berrypatchfabrics.com

Current Sewing Schedule

BEGINNING SMOCKING

Stayce McPhail Skill Level I
3 x 2.5 Hrs. Fee: \$55
In this class you will learn the basic stitches (cables, waves, and trellises) while constructing either a children's garment or ladies nightgown. We will cover construction of the garment as well.
Wednesdays, May 21, 28 & June 4 10 am - 12:30 pm

ADVANCED SMOCKING

Stayce McPhail Skill Level II
3 x 2.5 Hrs. Fee: \$55
Learn to make characters using the cable stitch for "stacking cables." You will learn to follow a color plate and graph to create the design plate of your choice. We will also cover information on how to center and space designs as well as learning more advanced stitches such as bullion and herringbone.
Thursdays, April 17, 24 & May 8 10 am - 12:30 pm

SMOCKED GARMENT CONSTRUCTION

Stayce McPhail Skill Level I
3 x 3 Hrs. Fee: \$65
Come and learn all of the special tips for sewing together your smocked garments. We will construct a basic yoke dress in class with the focus on collars, piping, plackets, French seams and more.
Fridays, May 9, 16 & 23 9:30 am - 12:30 pm

MACHINE EMBROIDERY APPLIQUE

Requirement: Embroidery Machine
Stayce McPhail Skill Level I
1 x 3 Hrs. Fee: \$25
Learn all about applique done with your embroidery machine. We will cover using different types of stabilizers as well as the best notions to use to complete your design.
Tuesday, April 29 2 pm - 5 pm
Wednesday, June 25 2 pm - 5 pm

ARTISTA SOFTWARE BASICS

Linda Finestead Skill Level I
1 x 3 Hrs. Fee: \$30
Editor Plus or Designer Plus Software required.
Start enjoying your Artista software today and learn the basic skills needed to make the most of your embroidery software. Edit, convert, send designs to the machine, and more.
Wednesday, April 30 9:30 am - 12:30 pm
Wednesday, June 11 2 pm - 5 pm

ARTISTA DIGITIZING BASICS

Linda Finestead Skill Level I
1 x 3 Hrs. Fee: \$30
Create your own designs. Go from graphic to a design you can stitch. See how much fun and easy it is to use your Artista software to make your own creations. You are only limited by your imagination.
Wednesday, May 14 9:30 am - 12:30 pm
Wednesday, July 2 10 am - 1 pm
Berry Patch Fabrics

DESIGN WORKS SOFTWARE BASICS

Linda Finestead Skill Level I
1 x 4 Hrs. Fee: \$35
CutWork, CrystalWork & PaintWork. Make the most of your Design Works Software. Learn to navigate, create, save, export, and more. Whether you own any or all parts of this software you will enjoy getting to know the ins and outs of all the creative options you have available.
Wednesday, June 18 1 pm - 5 pm

NEW! COZY KITS - IN THE HOOP MACHINE EMBROIDERY

**Requirement: Embroidery Machine*
Linda Finestead Skill Level I
1 x 3 Hrs. Fee: \$30
From start to finish, this project is worked in the embroidery machine hoop. The mesh zippered pouch will be completed in class. The design for the project will be loaded to your embroidery machine and away you go. Create your own mesh as well as insert a zipper into your pouch.
Wednesday, May 7 10 am - 1 pm
Wednesday, June 4 2 pm - 5 pm

MACHINE EMBROIDERY QUILTING

Debbie McFatridge Skill Level I
1 x 4 Hrs. Fee: \$35
Become an expert with the feature of virtual positioning on your embroidery machine to quilt any size quilt.
Monday, April 21 10:30 am - 1:30 pm
Thursday, May 29 1:00 pm - 4:00 pm
Saturday, June 28 10:30 am - 1:30 pm

ONE ON ONE INSTRUCTION

Fee: \$45
We offer one-on-one training for any sewing or machine technique that you want to learn. Call us and let us know what you want to learn and we will schedule you with the appropriate teacher at a time that works for both of you.

PERSONALIZED WISH LIST

Guarantee you get the gift you want by coming in and filling out your wish list for an upcoming birthday or holiday! We can list your wishes for you under your history file in our store computer system. Now, when that special someone wants to purchase something for you, we can help by letting them know exactly what you've been wishing for. We also have free gift-wrapping service available upon request. How easy is that?

Current Sewing Schedule

BEGINNING QUILT MAKING

Gail Curnutt
3 x 3 Hrs.

Skill Level I
Fee: \$65

This class is designed for first time quilters or for those who have not sewn in a while. Here are all of the basics for piecing. The newer methods of rotary cutting, chain piecing and sewing strip sets are presented. Tips on fabric choices, achieving the vital accurate quarter inch seams, and so much more are included. Pre-requisite is to be able to thread your machine :-). Come let Gail hold your hand through all the steps of opening the door to new experiences of pleasure!

Mondays, May 12, 19 & 26

5:30 pm - 8:30 pm

FINISHING A QUILT

Gail Curnutt
1 x 3 Hrs.

Skill Level I
Fee: \$25

You've completed a top and now what? Let Gail guide you step-by-step through 3 of the 4 Basic B's: Backing, Batting, and Basting. How and why to use a walking foot, stitching in the ditch, even labels and hanging sleeves will be included. This class is designed for beginners, but it is also a good review for more experienced sewers. Recall the saying, "A quilt isn't a quilt until it's quilted"?

Monday, June 2

5:30 pm - 8:30 pm

QUILTERS QUICK COURSE

Gail Curnutt
4 x 2 Hrs.

Skill Level I
Fee: \$60

This class presents the most versatile skills of perhaps any class we offer. The easy techniques offer something for almost everyone, from confident beginner to the more experienced piecer. The horizontal piecing in this row quilt offers loads and loads of ideas. Checkerboards, triangles, connectors, stars, ribbons, and braids are taught. Fabric selection, size changes, planning and so much more are included. Speed, accuracy and design innovation are also a part of this class. You'll have a lifetime of skills with a variety of techniques. Come join us for a new pleasure in your life!

Fridays, May 30, June 6, 13 & 20

10 am - 12 pm

A+ BINDINGS

Gail Curnutt
1 x 3 Hrs.

Skill Level I
Fee: \$25

Join us for the fourth "B" of quilting. This class covers a neat, narrow binding with no obvious seams. Even the joining between the beginning and ending seams are concealed. See the optional completely machine stitched binding. Your corners will have a perfect and flat 45-degree angle with no wrinkles or lumps. Don't miss learning this last step in truly completing a quilt!

Friday, April 4

10 am - 1 pm

Monday, June 9

5:30 pm - 8:30 pm

FREEDOM OF FREE MOTION

Gail Curnutt
2 x 3 Hrs.

Skill Level I
Fee: \$50

Have you always wanted to do free motion machine quilting and do it well? Then NOW is the time to begin or to improve your skills. Learn how to choose quilting designs and battings. See why pin basting works. Try several no-mark methods. Get tips on various needles and tricks for using decorative threads, plus so much more! Gail will also show you how to make a "virgin" quilt. All of this comes with hands-on instruction and plenty of individual TLC. Saturday, May 24, 31 & June 7

2 pm - 5 pm

NEW! NEXT STEPS IN FREE MOTION

Gail Curnutt
2 x 3 Hrs.

Skill Level II
Fee: \$45

Are you ready to take your free motion quilting to the next level? This class nudges you beyond stippling and simple designs. Try Sashiko, McTavishing, trapunto with no holes in the back, and bobbin work. Learn free-flowing feathers, swirls, leaves, grids and so much more! Begin by designing your top for lavish quilting before you even piece the top. Also, get the latest information on all types of threads. These tips apply with or without the BSR. As usual, there will be lots of individual attention and TLC.

Monday, April 21 & 28

2 pm - 5 pm

Saturday, June 21 & 28

2 pm - 5 pm

HIP TO BE SQUARE

Gail Curnutt
2 x 3 Hrs.

Skill Level I
Fee: \$45

Simple and easy blocks transform any style fabric into a beautiful quilt! Our store sample is done in batiks, but any type will look equally attractive. Setting the blocks on point gives the entire top a dramatic look and this technique will work well on many different projects. The first class will give lots of tips for choosing fabrics. Come be hip with the Berry Patch!

Fridays, April 18 & 25

10 am - 1 pm

Tuesdays, June 3 & 10

2 pm - 5 pm

ONE DAY WONDER #1

Gail Curnutt
1 x 6 Hrs.

Skill Level I
Fee: \$45

Yes, that's right! A top that can be finished in a single day with just a little pre-cutting! Simple squares and strips combine to make a very interesting quilt. The shop sample uses Asian-style fabrics, but crayon brights, baby and child friendly fabrics, batiks and/or reproductions would be just as striking - also great with all types of novelty prints. This is a design you need for those last minute gifts.

Saturday, May 3

10:30 am - 4:30 pm

Monday, June 30

10:30 am - 4:30 pm

Notice: We have made every effort to ensure that the information contained within this newspaper is accurate and have presented it in good faith. However, due to human error or printing oversight, we reserve the right to change merchandise pricing at any time.

Current Sewing Schedule

NEW! FREE MOTION FLOWERS AND LEAVES

Susan Corbett
1 x 3 Hrs.

Skill Level II
Fee: \$30

Among the most forgiving, fun and useful elements to quilt are flowers and leaves. No drawing experience is required. Just start with a center circle, add petals and then fill out the blooms with leaves in one continuous line. Grow them on blocks, borders, frames and backgrounds. They can also become overall meanders. Flower and leaf details can enhance applique.

Friday, May 16

2 pm - 5 pm

NEW! FREE MOTION FEATHER BASICS

Susan Corbett
2 x 3 Hrs.

Skill Level II
Fee: \$45

This two part class will build confidence and speed at freehanding versatile feathers with minimal or no marking. Class will cover feathered plumes, scrolls, swags, wreaths and garlands to fit triangles, squares and borders. Discussion will include usage, size, appropriateness, and thread choices.

Fridays, May 30 & June 6

2 pm - 5 pm

NEW! FREE MOTION BASIC BACKGROUNDS

Susan Corbett
2 x 3 Hrs.

Skill Level II
Fee: \$45

With the basics in place - circles, loops, echoing, arcs, wavy, and straight lines - background filler designs will be much more achievable. Students will learn about scale, proportion, and size, as well as thread options.

Thursdays, June 12 & 19

2 pm - 5 pm

NEW! TWILIGHT TANGO

Sharon Pernes
2 x 4 Hrs.

Skill Level I
Fee: \$60

Come make this beautiful quilt of floating diamonds while learning several different ways to make a diamond in a square. You will also learn how to make partial seams and how to set a quilt on point and how to calculate setting triangles. All that and more hints and tips await you while making this fun quilt.

Wednesdays, May 7 & 21

1:30 pm - 5:30 pm

NEW! LABYRINTH

Sharon Pernes
2 x 4 Hrs.

Skill Level I
Fee: \$60

This quilt will make you look like a quilting star! The great part about this is that it's fun, quick, and great for quilters of all levels. The quilt is available in four sizes to fit all your needs. The first class we will be working on the quilt top and in the second class you will learn a few different pieced borders that look great with this quilt.

Mondays, June 2 & 9

1 pm - 5 pm

NEW! ROYAL STARS

Judie Matasso
2 x 4 Hrs.

Skill Level I
Fee: \$65

This quilt includes wonderful double star blocks and the opportunity to use pre-cut strips such as Bali pops or jelly rolls.

Thursdays, May 15 & 22

1 pm - 5 pm

BAYWATCH

Judie Matasso
2 x 4 Hrs.

Skill Level I
Fee: \$65

A quilt that would be simple to make in a larger or smaller version according to your needs, Baywatch can either be done in "watery" colors for a look like the sample, or any other combo of colors for a totally different look. A good lesson in color choice, color placement, and several different blocks.

Mondays, May 12 & 19

1 pm - 5 pm

NEW! BASKETS


Judie Matasso
2 x 4 Hrs.

Skill Level I
Fee: \$65

A tisket a tasket, I made blue and yellow baskets, but you could do yours in pink and green, or red and white, or any other color combination you can think of. The possibilities are almost endless for the different settings and sizes you can do with this one simple pattern.

Thursdays, June 12 & 19

9:30 am - 1:30 pm



QUILT SITTERS - PLAN TO JOIN US!

April 12th, May 10th and June 14th

Wonderful quilting and camaraderie continue to be on schedule at our monthly meetings! Come join us on the second Saturdays of the month at 1:00 pm. You will receive a new pattern, see a special technique that will aid your piecing accuracy, and more that will inspire your creativity! These are lecture/demos that last about an hour and a half. No machines are needed, and you're sure to find inspiration for future quilts and sewing!

Bring a project of your own to show and share. Get encouragement with any problems or questions. Each get-together also features refreshments, door prizes, a **15% discount** on our wonderful fabrics and connections with the quilting community.

Whatever your skill level, whatever your experience, whatever your taste or brand of machine, we look forward to seeing ALL of you! Don't miss what we will have to share in the coming months!

- Gail

Current Sewing Schedule

T-SHIRT QUILT

Heather Carr

2 x 3 Hrs.

Just can't throw away those favorite t-shirts? Come learn how to make a t-shirt quilt. You will learn how to turn those piles of shirts into quilt blocks and assemble the top with sashing and a border. We will discuss how to finish the quilt so that you can create a cherished memory quilt from sports, vacation, or school...just to name a few options.

Thursdays, April 24 & May 8

Skill Level I

Fee: \$45

6 pm - 9 pm

BEGINNING SEWING

Heather Carr

2 x 3 Hrs.

This class is specifically patterned to take you through the steps of creating a pair of pajama pants. Class will include learning what all the notions (or tools) do, using a sewing machine (did you know they have two feet?), fabric selection, reading a pattern, cutting and constructing. After this class you'll feel 'sew' confident when starting your next project!

Thursdays, May 1 & 15

Skill Level I

Fee: \$45

5:30 pm - 8:30 pm

NEW! FANCIFUL FOOTWORK EMBROIDERED BY HAND

Heather Carr

2 x 3 Hrs.

Make an exquisite pair of baby booties fine enough for the "Royal" baby in your life. Heather will teach you how to make a beautiful bullion flower assortment (or teddies for a baby boy) to festoon the tiniest of feet.

Wednesdays, June 11 & 18

Skill Level I

Fee: \$45

9:30 am - 12:30 pm

NEW! "PUT YOUR HANDS UP!" FOR APPLIQUE

Heather Carr

2 x 3 Hrs.

Try your hand at applique in this class where you will learn several methods including: back basting, freezer paper, and raw edge. Appliques can adorn clothing, home decorating and quilting projects. This is a relaxing art form that is portable and easy to work on while you are on the go. We will make a project that can be incorporated into a bag, pillow or wall hanging.

Tuesdays, May 13 & 27

Skill Level I

Fee: \$45

2 pm - 5 pm

NEW! WHIMSICAL DRESSES Inspired by Kari Mecca

Heather Carr

3 x 3 Hrs.

Take flight into a world of creativity as you are guided in selecting fabrics and trims to create a one of a kind dress for a little girl embellished with author Kari Mecca's whimsical rick rack flower techniques and more. These dresses are adorable!

April 22, 29 & May 6

Skill Level I

Fee: \$65

5:30 pm - 8:30 pm

KIDS CAMP - TEDDY BEAR'S PICNIC

Beginner Level - Must be 9 years old and up

Heather Carr

5 x 3 Hrs.

If you come down to the Berry Patch you're sure of a big surprise! There will be a lot of excitement as you learn to sew an outfit for your very own bear. Your bear will also go home with a picnic quilt sewn and quilted by you. The week will end with, of course, a Teddy Bear's Picnic! There's lots of wonderful sewing to do in our neck of the woods this summer. All supplies included...even the Bear!

Monday - Friday, June 23 - 27

Monday - Friday, July 14 - 18

Skill Level I

Fee: \$175

9 am - 12 pm

9 am - 12 pm

NEW! SEWING SKILLS - BEYOND BEGINNING SEWING

Heather Carr

2 x 3 Hrs.

New Stitchers unite as you further your knowledge of sewing skills including: piping, zippers and ruffles. You will make surprisingly simple projects from the book, "Sew What You Love. These projects will inspire you to keep learning more about the art of sewing. A different project will be offered each month. You can come every month or choose only the ones that appeal to you. *Beginning Sewing is a prerequisite for this class.*

Skill Level I

Fee: \$45

• **Dorothy Apron** - featuring pleats and gathers

Thursdays, April 3 & 17

5:30 pm - 8:30 pm

• **Sweet Pea Baby Car Seat Drape or Wallhanging** - featuring tricky machine piecing, 'bagging', and buttonholes

Thursdays, May 22 & 29

5:30 pm - 8:30 pm

• **Camille Pleated Skirt** - featuring zipper and darts

Thursdays, June 12 & 19

5:30 pm - 8:30 pm

MACHINE TRAPUNTO WORKSHOP

by Award-Winning Quilter Susan Corbett

3 x 3 Hrs.

In three classes, students will learn to: 1) Mark registration lines and motifs using a stencil and a paper pattern. 2) Quilt main motifs with water-soluble thread and then cut away the high-loft batting. 3) Quilt the motifs and backgrounds. This class is not for beginners. Students must already have free-motion quilting experience.

Fridays, April 25, May 2 & 9

Skill Level II

Fee: \$70

2 pm - 5 pm

USE OUR CLASSROOMS

Need a big surface to pin a quilt or layout other projects? Use our classroom! We are happy to have you use it anytime we are not having a class.

Call us to check on availability and come on over!

Shirley's Recipe Corner

This recipe for rolls was originally made by my Aunt Shirley and Grandmother Rodgers. They were called on to make these rolls each time there was a church dinner and would make many, many dozens as everyone said, "you can't eat just one." It has become a tradition for our family to have "Rodgers Rolls" for every holiday and special event.



Many years ago I started making them when our Berry Patch family would get together and it has now become a new tradition and therefore renamed, "Berry Patch Rolls." I hope you will enjoy them and carry on the tradition.

BERRY PATCH ROLLS

1 1/2 C. scalded milk	4 eggs (beaten)	1 C. sugar	1 tsp. salt
1 C. melted butter	6 C. flour	2 pkgs. yeast	

Scald milk. Add sugar and salt. Cool to lukewarm. Add yeast and stir. Add half of the flour and let rise till double.

Punch down and add eggs, butter, and the rest of the flour. Refrigerate at least 3 hours or overnight.

Divide dough into two parts. Roll in a circle - 1/2" thick. Cut into 17 triangles. Roll up from the big end. Let rise - about 3 hours. Bake at 375 degrees for 8-10 minutes. Makes 32 rolls.

Why a Berry Patch Bernina is Special

A Berry Patch Bernina is special because the Berry Patch is special. We are not just another fabric store that sells sewing machines...but a place for your sewing success.

Consider these points when you're ready for your new Bernina.

TRAINING. This is where you learn all about your new Bernina. All training is done by factory trained instructors, with over ten years experience. All basic training is provided free of charge and there are numerous advanced courses available at a nominal cost. All sewing machine training is not the same. We are convinced of the importance of the initial training. We do the initial training of our new Bernina owners, free of charge.

SERVICE. Full on-site factory authorized service is available for all Bernina products. Berry Patch Fabrics provides a "Buyer Protection Plan" for your Bernina for any service requirements. You'll probably never need to see our technician, but if your Bernina requires attention, you can expect a three-day turn around time. If needed, we are happy to provide a loaner.

FINANCING. Flexible financing is available with the Bernina Charge. Application takes only minutes. You may apply on-line at www.bernina.com. Print the approval page and return it to the Berry Patch, and you're all set. If you prefer, we can do this in the store.

We are also happy to accept your other credit cards, check, and we like cash too! We are sure we can structure a plan that will meet your needs.

TRADES. We are pleased to consider any machine on trade on a new Bernina. This includes both regular and sale priced merchandise.

SUPPORT. On-going support is available six days per week at our store. Award winning Berry Patch employees are available as "problem solvers." Almost any sewing situation you encounter can be dealt with by the Berry Patch professionals. People often call upon the Berry Patch for advice that they have been unable to obtain anywhere else.

PRICE. To the extent we can, it is always our intention to be price competitive. If you try, you can always find someone who will sell you a given product a little cheaper. Everyone knows what their service and support is worth, and they can price their products accordingly. It is our goal to provide a quality product, with an excellent support system, at a fair price. We do our best to be price competitive, but we will never lower our price to a point that we cannot provide the services you deserve. The best price is often not the best deal.

FULL SERVICE. For 37 years, the Berry Patch has been the Metroplex's full service sewing machine dealer. In addition to the complete line of Bernina products, the Berry Patch also has fabric, notions, patterns, an extensive class schedule and most importantly, advice from professionals for your most valued projects. Over 300 years of combined specialized sewing arts experience is available for training and consultation. When you buy a Bernina from the Berry Patch, you buy the resources of a Creative Sewing Center.



MY BERNINA® MACHINE OWNERS INTRO CLASSES

We're excited about the training series that has been developed by Bernina to help you master your machine. These classes are available for all new machine purchases and are free of charge when you purchase your machine from the Berry Patch.

If you have purchased your machine out of our marketing area, your dealer can pay the Berry Patch to provide your training and warranty - on a "space available" basis. If you purchased your machine from us, we are happy for you to take a refresher class at any time. Remember, not all Bernina training is the same. Train with the best at the Berry Patch!

BASIC OPERATION I

All Sewing Machines

Learn the basics of your Bernina sewing machine. We will be covering the correct way to thread your machine, care and maintenance, how to do basic sewing stitches, blind hem & button holes.

SaturdayApril 19 1:00 - 5:00
Wednesday.....May 14..... 1:00 - 5:00
Friday.....June 13..... 1:00 - 5:00

STITCH FUN II

All Sewing Machines

Learn about the accessories that come with the machine and what you can do with them. We will also cover new feet and sewing techniques.

SaturdayApril 26 1:00 - 5:00
Wednesday.....May 28..... 1:00 - 5:00
Friday.....June 20..... 1:00 - 5:00

CREATIVE OPTIONS III

Combination Machines

We will be covering the use of the functions, the memory, directional sewing, the set-up of the machine and so much more.

TuesdayApril 29 10:00 - 1:00
SaturdayMay 31..... 10:00 - 1:00
Friday.....June 27..... 2:00 - 5:00

EMBROIDERY BASICS I

Learn all about the embroidery features on your machine. We will cover stabilizers, thread, and how to hoop.

Wednesday.....April 23 1:30 - 5:00
SaturdayMay 17..... 9:30 - 1:00
TuesdayJune 24..... 1:30 - 5:00

EMBROIDERY BEYOND BASICS II

Learn how to edit and combine designs.

Wednesday.....April 30 1:30 - 5:00
SaturdayMay 24..... 9:30 - 1:00
TuesdayJuly 1 9:30 - 1:00

SERGER GUIDE

Learn how to thread your serger from start to finish for a basic overlock stitch as well as a rolled hem. We will also cover cleaning and maintenance.

Wednesday.....April 16 2:00 - 5:00
SaturdayMay 17..... 2:00 - 5:00
Monday.....June 16..... 2:00 - 5:00

*Check out recently updated photos of
Berry Patch Fabrics classes showcasing
Gail Curnutt's projects at:
WWW.GAILSQUILTS.COM*

Discover BERNINA
Embroidery Software 7

Design, edit, and embroider motifs,
and discover a whole new dimension
to embroidery!


With
3D
Effects!



made to create **BERNINA**

Berry Patch
FABRICS

Come into Berry Patch
Fabrics today and let our
wonderful, knowledgeable
staff be of assistance to
you!




CLASS INFORMATION


Many classes have kits that are required and we have tried to keep their expense to a minimum. Many classes do not require a kit, but do require supplies. We ask that you purchase the class supplies from the Berry Patch. This is the only way we can maintain low class fees.

Our classes are presented for the individual use of those attending. If you teach somewhere else or plan to do so, please let us know. We have different class fees when we train teachers.

Most classes fill quickly, so we suggest you register early to reserve your spot!

Whenever there is a question about you participating in a class, don't hesitate to discuss it with us. We try to accommodate everyone if possible.

 This symbol represents classes that require you bring your sewing machine.

 This symbol represents classes that specialize in handwork.

SKILL LEVEL I

Some sewing experience will be helpful. Basic use of your sewing machine may be required. Some Skill Level I classes are true beginner's classes and you start from the very beginning.

SKILL LEVEL II

These are not basic sewing classes, so you will need a background...perhaps the basic classes or experience in other areas of sewing. When machines are required, you should be familiar with the functions of your specific model of machine.

We believe that our class schedule is an important part of the service we provide. Our teachers and staff work hard to provide quality training in many areas and we appreciate your participation.

We ask that you sign up for the classes you wish to take as soon as you decide, rather than wait to see if the class makes with the minimum three students. This will help us with scheduling.

Finally, we ask that you call us if you have signed up and paid for a class, but are unable to attend. If you call us three days before the class date, we will be happy to refund your fee. This happens often and the class space is unused. Many of the classes have a waiting list of students that would like to attend.

Thanks for your understanding!

Check out recently updated photos of Berry Patch Fabrics classes showcasing Gail Currutt's projects at:
WWW.GAILSQUILTS.COM

BP CLUB NEWS

You do not have to be a Bernina owner to participate. Join us for a lecture-demo of a new sewing technique or a new pattern or product. There are refreshments and show-and-share as well as a few door prizes for some lucky attendees! Come for fun and fellowship! Fee: \$5 and receive a 15% discount on your purchase that day

BERNINA/SEWING CLUB

Meets every other second Saturday at 10:30 am
- May 10th -

Covers new products, techniques or new ideas in the general sewing area. Fun time of fellowship, show and share.

ARTISTA/EMBROIDERY CLUB

Meets every other second Saturday at 10:30 am
- April 12th & June 14th -

Focuses on the embroidery aspect of our sewing and embroidery combination machines. Covers new techniques, products, etc.

SOFTWARE CLUB

Meets every month on the second Tuesday at 10:30 am

Visit our fastest growing group! This club covers all aspects of Artista Software, is project oriented and covers several techniques from software to complete project. Price includes CD with video instruction and project directions.

BERNINA DAY SPA

Call today and book your Spa reservation!

Berry Patch Fabrics is proud to announce the Bernina Day Spa for your sewing machine. The first Tuesday of each month appointments will be available to service or repair your Bernina. Just make an appointment between 10 and 11 a.m. Your machine will be available for pick-up by 5 p.m. the same day.

The Bernina Day Spa is ideal for customers who live out of town. General Service of most Berninas is \$99.50.

**April 2014
Accessory
SPECIAL**

25% OFF
BERNINA
Jeans Foot #8



This hinged foot is especially suited for straight-stitched seams in heavy fabrics such as denim or canvas. The narrow opening in this foot is engineered to prevent the needle from flexing and breaking. Use with a straight-stitch needle plate for maximum stability when sewing all weights of fabrics.

For April 2014 only, get 25% OFF the BERNINA Jeans Foot #8. Offer good at participating BERNINA dealers in the United States. Coupon may not be combined with any other offer.

april 2014

SUNDAY

MONDAY

TUESDAY

WEDNESDAY

THURSDAY

FRIDAY

SATURDAY

		1	2	3 5:30 - 8:30 NEW! Sewing Skills: Apron	4 10 - 1 A+ Bindings	5
6	7	8 10:30 Software Club	9	10	11	12 10:30 Artista/ Embroidery Club 1 QUILT SITTERS
13	14	15 10 am & 5:30 pm NEW! Anita Goodesign Embroidery Workshop	16 2 - 5 Serger Guide	17 10 - 12:30 Advanced Smocking 5:30 - 8:30 NEW! Sewing Skills: Apron	18 10 - 1 Hip to Be Square	19 1 - 5 Basic Operation I
20 Easter	21 10:30 - 1:30 Machine Embroidery Quilting 2 - 5 NEW! Next Steps in Free Motion	22 5:30 - 8:30 NEW! Whimsical Dresses	23 1:30 - 5 Embroidery Basics I	24 10 - 12:30 Advanced Smocking 6 - 9 T-Shirt Quilt	25 10 - 1 Hip to Be Square 2 - 5 Machine Trapunto Workshop	26 1 - 5 Stitch Fun II
27	28 2 - 5 NEW! Next Steps in Free Motion	29 10 - 1 Creative Opt. III 2 - 5 Machine Emb. Applique 5:30 - 8:30 NEW! Whimsical Dresses	30 9:30 - 12:30 Artista Software Basics 1:30 - 5 Embroidery Beyond Basics II			

May 2014

SUNDAY

MONDAY

TUESDAY

WEDNESDAY

THURSDAY

FRIDAY

SATURDAY

				1 5:30 - 8:30 Beginning Sewing	2 2 - 5 Machine Trapunto Workshop	3 10:30 - 4:30 One Day Wonder #1
4	5	6 5:30 - 8:30 NEW! Whimsical Dresses	7 10 - 1 NEW! Cozy Kits Machine Embroidery 1:30 - 5:30 NEW! Twilight Tango	8 10 - 12:30 Advanced Smocking 6 - 9 T-Shirt Quilt	9 9:30 - 12:30 Smocked Garment Construction 2 - 5 Machine Trapunto Workshop	10 10:30 Bernina Club 1 QUILT SITTERS
11 Mother's Day	12 1 - 5 Baywatch 5:30 - 8:30 Beginning Quilt Making	13 10:30 Software Club 2 - 5 NEW! Put Your Hands Up Applique	14 9:30 - 12:30 Artista Digitizing Basics 1 - 5 Basic Operation I	15 1 - 5 NEW! Royal Stars 5:30 - 8:30 Beginning Sewing	16 9:30 - 12:30 Smocked Garment Construction 2 - 5 NEW! Free Motion Flowers and Leaves	17 9:30 - 1 Embroidery Basics I 2 - 5 Serger Guide
18	19 1 - 5 Baywatch 5:30 - 8:30 Beginning Quilt Making	20 10 am & 5:30 pm NEW! Anita Goodesign Embroidery Workshop	21 10 - 12:30 Beginning Smocking 1:30 - 5:30 NEW! Twilight Tango	22 1 - 5 NEW! Royal Stars 5:30 - 8:30 NEW! Sewing Skills: Car Seat Drape	23 9:30 - 12:30 Smocked Garment Construction	24 9:30 - 1 Beyond Embroidery Basics II 2 - 5 Freedom of Free Motion
25	26 Memorial Day 5:30 - 8:30 Beginning Quilt Making	27 2 - 5 NEW! Put Your Hands Up Applique	28 10 - 12:30 Beginning Smocking 1 - 5 Stitch Fun II	29 1 - 4 Machine Embroidery Quilting 5:30 - 8:30 NEW! Sewing Skills: Car Seat Drape	30 10 - 12 Quilters Quick Course 2 - 5 NEW! Free Motion Feather Basics	31 10 - 1 Creative Options III 2 - 5 Freedom of Free Motion

JUNE 2014

SUNDAY

MONDAY

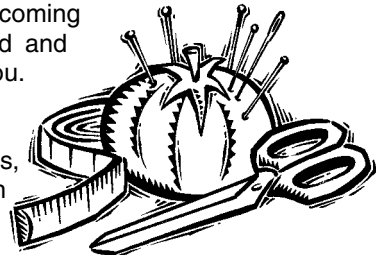
TUESDAY

WEDNESDAY

THURSDAY

FRIDAY

SATURDAY

1	2 1 - 5 NEW! Labyrinth 5:30 - 8:30 Finishing A Quilt	3 2 - 5 Hip to Be Square	4 10 - 12:30 Beginning Smocking 2 - 5 NEW! Cozy Kits Machine Embroidery	5	6 10 - 12 Quilters Quick Course 2 - 5 NEW! Free Motion Feather Basics	7 2 - 5 Freedom of Free Motion
8	9 1 - 5 NEW! Labyrinth 5:30 - 8:30 A+ Bindings	10 10:30 Software Club 2 - 5 Hip to Be Square	11 9:30 - 12:30 NEW! Fanciful Footwork 2 - 5 Artista Software Basics	12 9:30 - 1:30 NEW! Baskets 2 - 5 NEW! Free Motion Basic Backgrounds 5:30 - 8:30 NEW! Sewing Skills: Skirt	13 10 - 12 Quilters Quick Course 1 - 5 Basic Operation I	14 10:30 Artista/ Embroidery Club 1 QUILT SITTERS
15 Father's Day	16 2 - 5 Serger Guide	17 10 am & 5:30 pm NEW! Anita Goodesign Embroidery Workshop	18 9:30 - 12:30 NEW! Fanciful Footwork 1 - 5 Design Works Software Basics	19 9:30 - 1:30 NEW! Baskets 2 - 5 NEW! Free Motion Basic Backgrounds 5:30 - 8:30 NEW! Sewing Skills: Skirt	20 10 - 12 Quilters Quick Course 1 - 5 Stitch Fun II	21 2 - 5 NEW! Next Steps in Free Motion
22	23 9 - 12 NEW! Kids Camp - Teddy Bear's Picnic	24 9 - 12 NEW! Kids Camp - Teddy Bear's Picnic 1:30 - 5 Embroidery Basics II	25 9 - 12 NEW! Kids Camp - Teddy Bear's Picnic 2 - 5 Machine Embroidery Applique	26 9 - 12 NEW! Kids Camp - Teddy Bear's Picnic	27 9 - 12 NEW! Kids Camp - Teddy Bear's Picnic 2 - 5 Creative Options III	28 10:30 - 1:30 Machine Embroidery Quilting 2 - 5 NEW! Next Steps in Free Motion
29	30 10:30 - 4:30 One Day Wonder #1	<p>e-mail LIST</p> <p>We use our e-mail list to keep you informed about upcoming events and other vital information because of the speed and efficiency. Be sure we have a current e-mail address for you. It's easy to do!</p> <p>Go to our web site, www.berrypatchfabrics.com. Afterwards, be on the lookout for Berry Patch Updates - vital information and coupons for your use will be included!</p> 				

BERNINA Tax Break!

4 Years No Interest*

On all BERNINA purchases of \$3,000 or more
made with your BERNINA Credit Card
April 11–18, 2014.

48 Equal Monthly Payments Required.



*Offer applies only to single-receipt qualifying purchases. No interest will be charged on promo purchase and equal monthly payments are required equal to initial promo purchase amount divided equally by the number of months in the promo period until promo is paid in full. The equal monthly payment will be rounded to the next highest whole dollar and may be higher than the minimum monthly payment that would be required if the purchase was a non-promotional purchase. Regular account terms apply to non-promotional purchases. For new accounts: Purchase APR is 29.99%; Minimum Interest Charge is \$2. Existing cardholders should see their credit card agreement for their applicable terms. Subject to credit approval. See store for details. Participating Dealers Only.

Berry Patch
FABRICS

4913 S. Hulen St.
Ft. Worth, TX 76132
www.berrypatchfabrics.com
(817) 346-6400

*Serving the Metroplex
Since 1977*

Nothing Sews Like A Bernina. Nothing.

BERNINA

Bernette