

The Rae-Bon Review

A newsletter to further your enjoyment of quilting, sewing, and related hobbies.

JANUARY — MARCH 2012

Inside this issue:

Classes	2
Clubs	5
Baby Lock Educator	6
Hoop Sisters "Earth to Quilters"	7
National Quilt Month Specials	8
Cindy Hogan Software Event	9
Crown Jewel	9
I Have a Notion	9
Block of the Months	10
Jo Morton Club	11
Super Bowl Sale	12

"The secret to creativity is knowing how to hide your sources."
~Albert Einstein

Snippets from Sandy

The excitement of the holiday season is over, but here at the shop we are working hard to bring new and exciting things your way. We start in January with a return visit by Baby Lock educator, Sue Kostroski. Sue will be joining us for two days teaching hands on projects. Participants will create a beautiful bobbinwork pillow and serger pouch. Sue will also present a demo/trunk show on the Sashiko, Embellisher, and serger.

You've been asking for a software class, and we are bringing the best to you. February 17 and 18, Cindy Hogan of Cynthia's Embroidery's will hold a two day hands on class on PE Design 8.0 and PE Design Next. Editing, lettering, digitizing, and more will be covered. You will definitely be comfortable with your software after this class.

We have two new block of the month programs beginning in January. Bella Verona is done in cottons and hardly resembles a block of the month. Ripples and Reflections is made up of

batiks by Hoffman Fabrics. Can't decide? - sign up for both. We will again feature the Hoopsisters in a new program "Earth to Quilters." This program features a handbag, messenger bag, pouch, as well as quilts. I really think this will appeal to a lot of embroiderers. Samples are in the works! For those looking for smaller projects, you will enjoy the Jo Morton Club. Denise has many fun and interesting things planned. Watch for another block of the month starting in March designed to use all those decorative stitches on your machine you never use.

The process of creating our online shop was more involved than I realized. It will be up and running shortly. This will be our last newsletter to come to you in print form. We will **STILL** have a newsletter, in fact we plan to put it out more frequently, but it will be posted on our website and on facebook. We send email blasts weekly (usually on Sunday), so make sure we have your email to keep you up to date!

Sandy

Baby Lock Educator

Wednesday & Thursday,

January 18 & 19

9 am — 4 pm

Sue Kostroski will be returning with some great projects and demos. Join her on Wednesday, January 18 to make a serger notions pouch, a handy pouch that can be worn around your neck and keeps all your tools handy. Also, see a trunk show sure to inspire you to pull that

serger out more often. The trunk show features garments, quilts, home décor, and more.

On Thursday, make a gorgeous bobbin work pillow while learning how to do bobbin work stitching, bobbin work embroidery, and Mexican pin tucks. The Sashiko and Embellisher will be featured in a trunk show of many beautiful projects.

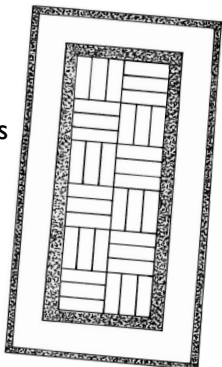
See page 6 for more detailed information and color project photos!

Quilt It

Beginning Quilting

The beginning skills and techniques for quilting are covered in this entry level class including rotary cutting, machine piecing, and pressing. You will make your first quilt. . . A table runner or wall quilt. \$20 plus book, fabric & supplies, BYOM

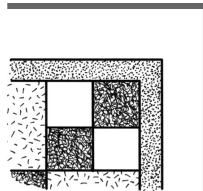
Class time -
3 sessions of 3 hours
Tues., Jan. 24, 31, &
Feb. 7:
1-4 or 5:30-8:30
Thurs., March. 8,
15, & 22: 1-4 or
5:30-8:30



Binding Know How

Binding a quilt is the final step in quilt construction. We will work with straight grain and continuous bias on samples to keep as references. \$10 plus book and supplies, BYOM

Class time -
1 session of
2 hours
Mon., March 5:
2-4 or 6-8




“Quilting the Basics and Beyond” by Jeri Simon will be used in Beginning Quilting, Binding Know How, and Intermediate Quilting

Intermediate Quilting

You have made one or two projects in quilting and feel confident with the basics. Now you are ready to move forward. This class will deal with triangles, bias edges, mitered corners, etc. \$15 plus book, fabric, & supplies, BYOM


Class time -
2 sessions of
2 hours
Mon., Feb.
13 & 20:
2-4 or 6-8



Roundhouse Runner

Make a quick and stylish runner using the quilt as you go method. This runner measures 14” x 38.” Three fabrics is all you need! \$10 plus book, fabric, and supplies, BYOM, kits available

Class Time - 1 session of 3 hours




Thurs., Feb. 9:
1-4 or 5:30-8:30
Tues., March 6:
1-4 or 5:30-8:30

Candy Jar

Learn one block and make four different quilts just by assembling it differently. Imagine the possibilities! Come in and let us help you select your fabric! \$10 plus pattern, fabric, & supplies, BYOM


Class Time -
1 session of 3 hours
Fri., Feb. 24: 1-4 or 5:30 –8:30
Sat., March 31: 10-1



Chutes and Ladders

Using a jelly roll with some cheery fabrics this quilt is reminiscent of the favorite children’s game Chutes and Ladders. The sewing is very easy with just squares and rectangles, but the setting is a little tricky, so be on your toes. Make a coordinating picture frame and you have a complete gift. \$15 plus book, fabric and supplies, BYOM

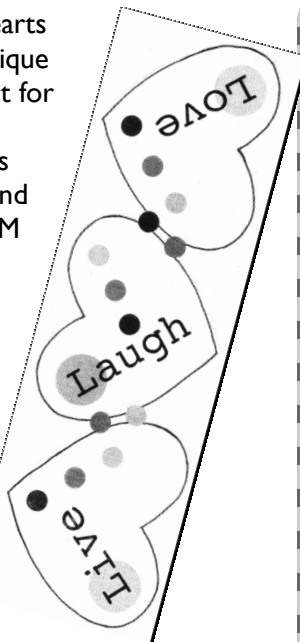
Class Time - 6
hours total
Sat., Jan. 28:
10-4
Wed., March
7 & 14:
1-4 or 5:30-8:30



Live, Laugh, Love

This trio of hearts is an easy applique runner, perfect for any day of the week. \$10 plus book, fabric, and supplies, BYOM

Class time
1 session
of 3 hours
Sat., Jan. 21:
12-3
Thurs.,
Feb. 2:
1-4 or
5:30-8:30



With your paid class registration you will receive a

20% off

coupon for those class supplies

Expires: Date of Class
Clubs not included

... And More

Youth Sewing

Join our youth sewing group and learn how to sew. We will be making fun projects while learning about our sewing machines, notions, and various tools. Watch our emails for preview of projects. Cost is \$10.00 per session plus supplies


January 14,
February 11,
or/ & March 10:
1-4



Pillows Galore

Want to make some decorator throw pillows for your home, but not sure what to do? Come get inspired in class. Pick the project and start sewing in the first class. \$15 plus pattern and supplies, BYOM


Class Time - 1 session of 3 hours
Mon., March 12:
1-4 or 5:30-8:30



Simply Leafy

This project will get you in touch with your serger while producing a beautiful wall hanging. \$15 plus book, fabric, & supplies, BYOM, kits available

Class Time -
2 sessions of 3
hours
Thurs., Feb. 16 &
March 1:
1-4 or 5:30-8:30



A Little Somethin' Jacket


You can breeze into the season in this carefree layer of pure casual elegance! The jacket has a slightly flared 3/4 length sleeve or full sleeve and is designed to move easily from work to weekend. This feminine silhouette is as comfortable as it is stylish. \$10 plus pattern, fabric, and supplies, BYOM

Class Time - 1 session of 3 hours
Thurs., Jan. 26: 1-4
or 5:30-8:30
Tues., Feb. 28: 1-4
or 5:30-8:30

Tools Galore

Dresden Plate Tool

Dresden plates may look difficult but using the new tool from EZ Quilting makes them a breeze. In this class you'll learn how to read the tool, cut, and sew Dresden Plates. \$10 plus tool, fabric, & supplies, BYOM



Class Time -
1 session of
2 hours
Sat., Jan. 14:
10-12
Mon., March 19:
2-4 or 6-8

Trace n' Create Bag

Enjoy creating a new handbag the easy way with this template. Choose from three styles in two designs. The sewing is simple; the results are rewarding with you as the designer. \$10 plus template, fabric, and supplies, BYOM

Class time -
1 session of 3 hours
Fri., Jan. 13:
1-4 or 5:30-8:30
Wed., Feb. 15:
1-4 or 5:30-8:30




Machine Embroidery

Trapunto Runner

The traditional quilting technique of trapunto has been transformed into an embroidery design to create this runner in your embroidery hoop.

\$15 plus book
(includes embroidery
CD), fabric, and
supplies, BYOM, kits
available

Class Time - 2
sessions of 3 hours
Wed., Feb. 22 & 29:
1-4 or 5:30-8:30



Trinket Box

This is the perfect box to give "a little something" gift in. It's an "in the hoop" project you'll want to make again and again. Design will be given in class, so bring a jump drive or blank CD. \$10 plus fabric and supplies, BYOM

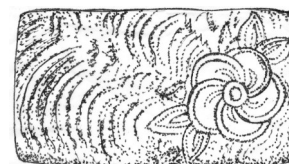
Class time - 1 session of 3 hours
Fri., Jan. 27:
1-4 or 5:30-8:30
Mon., Feb. 6:
1-4 or 5:30-8:30



Fashion Clutch

You can never have too many purses. Use texture magic and your embroidery machine to create this designer look clutch. Jazz it up with bling! \$10 plus, embroidery CD, fabric, and supplies, BYOM

Class Time - 1 session of
3 hours
Mon., Jan. 16: 1-4 or 5:30-8:30
Wed., March 21: 1-4 or 5:30-8:30



Sewing Machine & Serger Classes

Serger Basics

If you have always been a little intimidated by your serger, now is the time to conquer the feeling. From setting tensions to doing a perfect rolled hem, you'll learn to enjoy your 2/3/4 thread serger. No charge for sergers purchased at Rae-Bon, \$50 for others. BYOM

Call for appointment.

Explore Your Sewing Machine

Explore the features and stitches of your new machine. You will stitch samples of the utility stitches, buttonhole(s) and basic sewing techniques. No charge for machines purchased at Rae-Bon, \$50 for others. BYOM

Mechanical machines

Brother 3700 or PS21

Baby Lock BL16, BL18 or BL23

Wednesday, February 1 2-4 or 6-8

Computerized machines

Brother NS 40, NS 80, NX 250-800, QC1000, NX2000, NV950D, NV1250D, NV1500D, NV2800D, NV4500D, NV5000, NV6000D, NV6700D

Baby Lock Choice series, Escape, Espire, Ellure, Esante, Ellageo, Ellagante, Ellisimo, Ellisimo Gold

Monday, January 30: 2-4 or 6-8

Saturday, February 25: 10-12

Thursday, March 29: 2-4 or 6-8

Embroidery Basics

(for all machines that do hooped computerized embroidery)

This class will cover the basics of machine embroidery which includes machine functions, thread selection, stabilizer selection and positioning designs. No charge for machines purchased at Rae-Bon, \$150 for others. BYOM

Tuesday, January 17: 1-4

Saturday, February 25: 1-4

Monday, March 5: 10-1

Class Policies

- Call or stop in to sign up and pay for the class of your choice. Class fee is due when you register. Phone registrations (701-433-7203) accepted only with a charge card payment.
- The class supply list will be available when you register and pay for the class. Supplies are not included in the class fee. Please have supplies purchased before class. Kits required are available at the store. BYOM means bring your own machine. No photocopied patterns or books will be allowed in classes.
- We consider your enrollment to be a commitment by you to take the class and we in turn make a commitment to the instructor. No cancellations are allowed on classes. Thank you for not asking us to make exceptions.
- Your sewing machine or serger must be in top working condition before you arrive at class. Students whose equipment is not working properly disturb and slow down the class. We service all brands of machines and sergers so come see us prior to the start of the class.
- If you get together a group of 2 or more friends, we would be happy to setup a class date and time just for you.

•Please call to pre-register for monthly clubs. •

Fun & Finish

Sewing enthusiasts join us for a fun day of sewing and camaraderie! Complete unfinished projects while visiting with fellow sewers. You get 15% off your purchases (regular priced merchandise) on F & F day. Bring a dish to share.

3rd Friday of the month, 10-6 or 6-midnight

Due to the software presentation, there will be no Fun & Finish on February 17

Hoop and Holler

Enjoy the companionship of fellow embroidery enthusiasts while stitching. Staff will be on hand to help you with questions regarding your project and machine (on brands we sell). You get 15% off your purchases (regular priced merchandise) on H & H day. Bring a dish to share and make new friends.

1st Friday of the month, 10-6 or 6-midnight

Hoop Sisters “Earth to Quilters”

The 2012 EmbroidaBlock of the Month creates four projects (Trimmer by George pouch, mouse pouch, Cross Body Hipster, and Haylee Handbag) and four quilts including HoopSisters version of a Whole Cloth Quilt. An optional Border CD with GPS block (Mariner’s Compass) is also available and has a Messenger bag project to match. \$10/month for six months. Pay \$60 upfront and receive a free jump drive.

1st Saturday of the month beginning February 4th

Jo Morton Club

The memoirs of Jo will be brought to Rae-Bon in Jo’s Little Women Club. Eight patterns for lap or doll quilts and wall hangings will be used through the year. These are exclusive to the Jo Mortons’ club 11. Meetings will include sampling foods, guests, great door prizes, show and tell, and possibly even field trips. \$60 for 12 months

2nd Tuesday of the month, 2-4 or 6-8

Paper Piecing Club

Join us each month to work on a new paper piecing project. Club members help choose projects. \$5 plus kit fee (varies by project), BYOM

4th Monday of the month, 1-4 or 5:30-8:30

Stitchin’ with Wool

Love the look of felted wool projects, but don’t know where to begin? Come sit and stitch with us and learn the easy techniques by creating a different wool project each month.


\$5 plus kit fee (varies by project)

3rd Tuesday of the month, 5:30-7:30

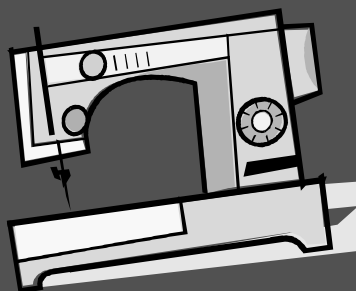
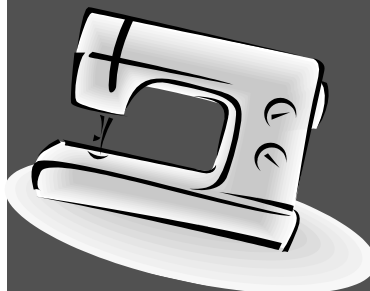
Youth Sewing Club

Join our youth sewing group and learn how to sew. We will be making fun projects while learning about our sewing machines, notions, and various tools. Watch our emails for preview of projects. Cost is \$10.00 per session plus supplies

2nd Saturday of the month, 1:00-4pm



Clubs



Baby Lock Educator: Sue Kostroski

Wednesday, January 18

Serger Trunk Show and Demo

Many samples will inspire you to serge up a storm! Samples include serger garments, quilts, home décor, and more! You will see some fresh ideas for spring. Learn some new serger techniques on the Baby Lock Evolution.

Serger Notions Pouch

This is a round robin hands on class. Students will learn the following techniques: inserting a zipper with the serger, creating double fold bias binding with the serger, creating the strap using the belt loop binder and four thread over lock seaming. Students will complete a handy notions pouch to wear around your neck. It keeps all of your tools handy!



Thursday, January 19

Sensational Sashiko and Elegant Embellishing Trunk Show and Demo

The amazing Baby Lock Sashiko Machine is like no other! It is the only machine that makes what looks like a hand stitch. This stitch is perfect for quilting, garment accents, and more. See lots of samples to inspire you and also see the many techniques that can be done on the Sashiko machine including; cross stitching, the lazy daisy stitch, outline stitching, crewel work, and more. The Sashiko combines beautifully with the Baby Lock embellisher, our needle felting machine. Needle-felting is not just for wool! Think outside the box and let your creativity soar with the Embellisher. You will see many samples and techniques.

Elegant Bobbin Work Pillow

Participants will make a beautiful pillow and learn some new techniques too! Learn how to do bobbin work stitching, bobbin work embroidery, Mexican pin tucks, zipper insertion and how to make a dimensional flower.



Class will be from 9 am—4 pm each day. The cost is \$45 for each day or \$75 for both days. All supplies, handouts, and lunch is included! Machines are also provided, so you can use this as an opportunity to test out a new machine.




2012 EmbroidaBlock of the Month

Earth to Quilters Collection



The 2012 EmbroidaBlock of the Month creates four beautiful quilts including HoopSisters version of a Whole Cloth Quilt. Windmill, Card Basket, and Northern Lights quilts have a project to go with it. Cost is \$10 month for six months. Pay the full \$60 upfront and receive a free jump drive to collect designs each month. If you select to pay per month, you will need to bring your own jump drive. An optional Border CD with GPS block (Mariner's Compass-\$40) is also available to finish off your whole cloth quilt. It also features a Messenger bag project.



Northern Lights Quilt,
Trimmer by George
Case, & Mouse Pouch



Windmill Quilt &
Cross Body Hipster



Messenger Bag & GPS
Quilt on Border CD



Card Basket Quilt &
Haylee Handbag

Win an iPad

Complete 4 Projects or Quilts
from Earth to Quilters and
enter to win an iPad!



March is National Quilt Month

National Quilt Month Contest

Help us celebrate National Quilt Month through a contest and an opportunity to give to others. Throughout the month of March, bring in a 12 1/2" finished block, design and colors of your choice. For each block brought in, your name will be entered in a drawing to win one of four great prizes. At the end of the month, blocks will be sewn together and finished quilts will be donated to charity.


Prizes

- \$25 Rae-Bon gift certificate
- Free enrollment in Introduction to Quilting on the Crown Jewel or 3 hours of rental time if you've already taken the class
- Twin sized cotton batting
- Free enrollment in any class during the month of April

Quilt Demo Day

Saturday, March 17th

Join us for a day of seeing new projects and tools, sewing machines and snack on some delicious refreshments



Special Machine Sales

throughout the month of March

Watch your email and the Rae-Bon website for more information.



Valid March 1 - 31

Rae-Bon Jelly Rolls
Buy 2, Get 1 Free

While quantities last. Valid in store only.
Not valid on sale prices, previous purchases, or special orders.



Valid March 1 - 31

\$5
Fabric Scrap Bags

While quantities last. Valid in store only.
Not valid on sale prices, previous purchases, or special orders.



Valid March 1 - 31

20% off
Any One Item

Valid in store only.
Must present coupon at time of purchase.
Not valid on sale prices, previous purchases, or special orders.



Cindy Hogan Software Event



Friday, February 17 & Saturday February 18

10 am - 4 pm

Come join Cindy Hogan of Cynthia's Embroidery and Rae-Bon Quilt & Sewing Center for a two day hands on PE-DESIGN class. Day one is a kick start session covering lettering, editing, using the Design Database, using the New Name Drop function, template functions, and more.

Day two is designated to learning how to digitize your own designs with your PE-DESIGN NEXT software through Design Center and with the tools in Layout and Editing. Cindy's unique style of teaching will get you more comfortable with your software in an enjoyable setting. Come see what you can create with the new and exciting PE-DESIGN Next. Each day includes lunch and handouts for a cost of \$175. In order to get the great hands on benefits of the class, you will need to bring a computer, power cord, external WIRED mouse, mouse pad, and PE-DESIGN reader/writer box.

Rent the Crown Jewel

Learn how to use the Crown Jewel Quilt Frame in Introduction to Quilting on the Crown Jewel. The class will cover how to load your quilt onto the frame and do free motion quilting. The cost of the class is \$40 and includes a coupon to receive a set of zippers and a package of bobbins for \$30 (regularly \$36.98). The class will be offered on:

- Thursday, January 12: 1-3 or 6-8
- Wednesday, January 25: 1-3 or 6-8
- Wednesday, February 8: 1-3 or 6-8
- Thursday, February 23: 1-3 or 6-8
- Friday, March 9: 1-3 or 6-8
- Wednesday March 28: 1-3 or 6-8

The quilt frame must be rented within two weeks of completing Introduction to Quilting on the Crown Jewel. Rental of the frame is \$12/hour (minimum three hours).

Every Saturday

I Have a Notion . . .

To learn how to use all these rulers!

Come in and ask us about the ruler of the week. We'll demo how to use the ruler and show a project. Learn how the right ruler can make a project so much easier.

Block of the Month Programs

Bella Verona

The Bella Verona Block of the Month features an Italian-inspired textural palette designed by Wing and a Prayer Design. This queen-size quilt uses basic tools and piecing methods. Varying block sizes ranging from 4' to 10" combine to create a beautiful quilt resembling Italian tile work.

Each month's kit may be picked up anytime throughout the month for a cost of \$19.95.

Pre-register now to reserve your kit. Month one kit will be available beginning January 15th.



Ripples and Reflections



Laurie Shifrin has created a gorgeous batik masterpiece. This king size quilt (90" x 100") uses eight batiks and seven hand-dyed batiks all by Hoffman Fabrics of California. For the first eleven months, each month you'll receive the pattern and all fabric needed for that block. During the twelfth month you'll have time to put the quilt together. The cost per month is \$24.95 for 11 months.

Coming in

March . . .

Stitcher's Garden block of the Month. Each month will focus on using a different sewing machine foot. The 85" x 93" quilt will be made using bright fabrics.



Jo's Little Women Club

Jo was the spicy sister in the book, *Little Women*, by Louisa May Alcott. She lived with three sisters and her mother in a humble home while their father was away during the Civil War.

The memoirs of Jo will be brought to Rae-Bon in Jo's Little Women Club, the second Tuesday of each month during the next year. Eight patterns for lap or doll quilts and wall hangings will be used through the year. These are exclusive to the Jo Mortons' club 11. The blocks will be made from your purchased fat quarter tower. The backgrounds and borders will be available in kits.

The Tuesday meetings will include sampling foods, guests, great door prizes, show and tell, and possibly even field trips. All this plus the exclusive club patterns are included in the club cost. Purchase of the fat quarter tower is also required. Sign up now so you do not miss any of the action.

\$60.00 for 12 months

2nd Tuesday of each month

2-4 pm or 6-8 pm





Rae-Bon
Quilt & Sewing Center
2590 Main Avenue Fargo, ND 58103
701-433-7203
www.rae-bonsewingcenter.com

**Dated material - for
immediate delivery**



Super Bowl Fabric Sale

**Saturday, February 4
9 AM—5 PM**

Shop our Super Bowl Sale for the best fabric prices of the year! Our clearance area will be stocked with terrific buys and deep discounts on regular priced items. One day only so be there when the doors open for best selection!