



sew from the heart newsletter & classes



February, March, April 2012

Volume 10 Number 1

Dear Sew from the Heart Friends,

Can you believe it, another year has come and gone? This year, **2012**, is our **10th year in business!** Sew from the Heart officially turns ten on August 22, 2012. It sure doesn't seem possible! We thank you for your continued support through the years. YOU are the reason we are still here and still finding new and creative ways to inspire your sewing creativity!

- ♥ This is our 10th year in the **Phoenix, Quilt, Craft & Sewing Festival** at the State Fairgrounds on **January 26 – 28**. We'll be in the same place, but with new and exciting products and offers! John Thornton will be demonstrating BERNINA embroidery software and cutwork software at the show. Thanks, John!
- ♥ February brings another fabulous **BERNINA financing offer for Super Bowl Weekend**. You will be hearing more about this in our weekly email newsletter and our web site.
- ♥ We will celebrate our love of sewing with **Sweetheart Saturday, Saturday, February 18**. Look for SWEET specials offered that day.
- ♥ Spring is in the air when March rolls in—Spring Training at the new Salt River Fields. Look for exciting new **“spring training” events** happening that month.
- ♥ We all know that April brings those confounded tax forms! Sew from the Heart will help relieve the pain with great **Tax Day savings, April 12 – 16**.
- ♥ We have some **fabulous clubs**, just for you! Crazy 8s is our club for 830 owners and meets on Wednesday, March 14th from 10 – 1. Judy Danz and Mary Lou Micheaels

are your fearless leaders! Floriani Project of the Month supports our Floriani software owners with a fun project every month, presented by John Thornton. Donice Reed is your creative leader in our monthly Diamond/Platinum Club for owners of these Anita Goodesign club programs. Want to come and see what these clubs are about? You are invited to attend and see what all the fun is about!

What's in this Issue

Workshops2-3
 Special Events.....4
 Serger5
 Garments 5-7
 Embroidery.....8-9
 Creative Sewing.... 10-11
 Quilting11-13
 SFTH Policies 14
 SFTH Clubs15
 Upcoming Events ...
 Back Cover

Our SFTH team has been working hard to bring you another fabulous schedule of creative and inspiring classes. Julie Nash has produced an amazing newsletter and it is chock full of great classes and events.

From the heart,
 Susie

2 workshops

Julie Hocker Workshop-Thread Drawing Workshop

Are you intimidated by free-motion stitching or quilting? Too afraid to try it? Maybe you've done it, but weren't happy with the result? Then this is the class for you!

In this workshop, we start with the basics of **free-motion stitching**, so it is not necessary to have free motion experience before you come to class. You'll learn everything you need to know to have success at free-motion stitching of any kind, whether it's for embellishment or quilting. This class is focused on learning to use a new technique. You will watch and learn as she demonstrates this highly creative technique, then you'll go 'hands on' and Julie will be there to guide and support you as you go. You'll leave at the end of the day with your head full of new and exciting ideas – more fun than adults should have!

Tuition: \$50 (this class is not included in the LTS discount) **#22095 Thurs Feb 2 1:00-5:00**

Software Sampler

Tuition: \$10 for LTS card holders for the CD \$30 for non card holders.

Class #22026
Tues Mar 20
10:00-1:00

John Thornton

Class #21973
Tues Feb 21
10:00-1:00

Class #22067
Tues Apr 17
10:00-1:00

Bernina Software Sampler is a hit with customers and we're bringing it to SFTH. Each month we will go through a software design project prepared by Bernina's best and learn some new aspect of our DesignerPlus Software. Students will get a handout and CD to take home. 🧵🧵



Supply List Needed

Pants Drafting Workshop

Carrie Morgan

Tuition: \$70

Class #21960
Sat Feb 11
10:00-5:00

Supply List Needed
Limit 6 People

We will begin this fast paced class by pairing with a partner. You will measure each other and chart the measurements. Then we will be drafting a pants pattern on Swedish Tracing paper. You will cut and sew, fitting muslin for yourself. You will each be helped with fit. A construction class will be February 17. ♥♥



Love to Sew Card

What a DEAL! Purchase a "Love to Sew Card" to save on classes!

- Benefits apply from date of purchase until expiration noted on the front of the card.
- **Sew Creative Club membership!** Check our monthly clubs section for a full list of benefits of the SCC membership. Join us the first Thursday morning of each month for more sew inspiration.
- **Register for Sew from the Heart "tuition" classes at NO CHARGE!** Registration is ALWAYS required, even with the Love to Sew Card. Refer to schedule for applicable classes.
- Receive a **50%** discount on all SFTH Seminars and Workshops.
- LTS cardholders receive a **15% discount every day** on notions and accessory purchases. Discount good with card only!
- Special **LTS Cardholder sale days.**
- Our Love to Sew Card program is tailored to your schedule. Choose the plan that works best for you! 1 month is \$39.95, 3 months \$69.95 (save \$50), 6 months \$129.95 (save \$110) and the best value, 12 months \$199.95 (Save \$280). The best sewing education value in the Valley!

Students will be making a pattern for making a wall hanging from their own photo. They will learn all of the steps for identifying the elements of the photo to make a realistic design and the colors that will give it depth when enlarged. There will be a "field trip" to the copy shop to learn how to enlarge the pattern to the desired size. Fabric selection will be discussed and students will be ready to create a beautiful art quilt from their photo when they complete this class. ♥♥

Jan Potter

Turn Your Photo into an Art Quilt Workshop

Tuition: \$70 total

Part 1 #21933

Fri Feb 3

10:00-2:00

Part 2 #21823

Thurs Feb 9

1:30-4:30

Part 1 #22072

Thurs Apr 19

10:00-2:00

Part 2 #22081

Thurs Apr 26

10:00-1:00

Supply List Needed



TShirt Quilt Workshop



Tuition: \$65

#22048

Mon Apr 2

10:00-4:30

Supply List Needed

Carla Bonifasi

You will learn a great technique for saving all those t-shirts left from all the fun times and turn them into a quilt of memories to be used and cherished. This class will help you learn some ways to make the blocks for this quilt and then put them together in interesting designs. In class you will make a small wall hanging or start your very own t-shirt quilt. ♥All

You can use your LTS card for this class!

Tuition: \$50

Class #22087

Mon Apr 30

10:00-3:00

Supply List Needed



Quilting with Skillbuilders

Have you been frustrated with machine quilting and need a little help? This is a great way to practice your quilting and learn to relax. The Skillbuilder program requires you to buy a kit of pre-printed fabrics so you will work through the program step by step and practice, practice, practice. It's a fun way to improve your quilting skills. Kits are available at SFTH. ♥♥ **Carla Bonifasi**

Rubber Stamping 101

Tuition: \$20

Class #22103

Tues Apr 24

10:00-12:00

Supply List Needed



Join the girls in a fun morning of rubber stamping—no experience necessary. We will stamp (and sew if you desire) to make darling greeting cards and decorate matching envelopes—all supplies are provided in a packet for you ready to go. ♥ All **You can use your LTS card for this class!**



Personalized Classes

SFTH offers private classes for anyone who wishes to learn a skill that is not currently offered, or not offered at a convenient time for you. Subject matter will be discussed and a teacher secured to teach the requested material at the agreed upon time or times. The charge for this service is \$50.00 per hour. Minimum 1 hour charge.

One-on-One Classes

4 sfth special events

John Thornton

Floriani Project of the Month

Tuition: \$10 each class

Class #21963 Tues Feb 14 10am-1pm
 Class #22015 Tues Mar 13 10am-1pm
 Class #22056 Tues Apr 10 10am-1pm
 Supply List Needed

You will learn how to make the project of the month using Floriani software. You will receive full instructions to take home with you.



Cre-8-tive Parties

Class #22098
 Fri Feb 3
 2:30-5:00

Class #22047
 Sat March 31
 1:30-4:30



Tuition: FREE, but you must register

You are invited to attend a **FREE** class! We hope you can join us for a Cre-8-tive Party. Not only will you leave with a beautiful completed project that you will love, but BERNINA is offering some incredible specials! We'll have samples, handouts, door prizes, refreshments and lots of fun! And, best of all, we'll provide all of your supplies and a BERNINA 830 for you to sew and embroider on as we walk you through every step. Embroidery experience is not necessary!

Join Treva on a Saturday morning for a fun and informative class on long-arm tips and techniques. Treva will also show you why she loves the ruler of the month. We will have sale prices on all HQ merchandise and an extra special discount on the ruler of the month! This class is for all long-arm owners and anyone interested in a future purchase of a long-arm. Please call and reserve your place; the cost is FREE!

Longarm Club

Treva Griffin

Tuition: is FREE - but you must register

Class #21982
 Sat Feb 25 10:00-1:00
 Class #22023
 Sat Mar 17 10:00-1:00
 Class #22047
 Sat Apr 21 10:00-1:00

Jazzilicious! with Sarah Vedeler Free with your LTS card!



Tuition: \$30 each class

Class #21955 Thurs Feb 9
 Class #22060 Thurs Apr 12
 10:00-1:00

Supply List Needed

Sarah Vedeler

It's not exactly a "Block of the Month" quilt, but we'll work on it together over a period of 8 months. 2 methods of construction are available depending on your skill level. This class will run every month until May.



Monthly embroidery project featured in the Diamond / Platinum Club design packs from Anita Goodesign. We will share tips, tricks, and techniques to improve your embroidery. Attendees will also learn new ideas for using designs and are invited to share lots of show-n-tells! FREE to D/P Club members, \$20 for non-members. ♥All

Supply List Needed



Diamond/Platinum Club

Each class is FREE if you are Diamond or Platinum, but please REGISTER (non-member fee is \$20 per class)

Class #21962 Mon Feb 13 1:30-4:30
 Class #22014 Mon Mar 12 1:30-4:30
 Class #22096 Mon Mar 12 5:00-8:00
 Class #22066 Mon Apr 16 1:30-4:30
 Class #22102 Mon Apr 16 5:00-8:00

This is the class where you will learn to insert zippers three ways!

Invisible, lapped and centered. You will then learn 'finishing' neck edge, waistband, seam intersections. Leave ready to finish your projects in a zip! ♥All



Carrie Morgan

Just Zip It

Tuition: \$30

Class #21967	Class #21971	Class #22044	Class #22062
Thurs Feb 16	Sat Feb 18	Fri Mar 30	Fri Apr 13
10:00-1:00	10:00-1:00	10:00-1:00	10:00-1:00
Supply List Needed			

Zippers on the Fly

Tuition: \$30

Class #22013	Class #22022	Class #22082
Sat Mar 10	Fri Mar 16	Thurs Apr 26
10:00-1:00	1:30-4:30	2:00-5:00
Supply List Needed		



Learn how to insert zippers in pants, skirts, tops, anywhere a fly or placket is called for. Carrie will teach you different techniques for zippers in jeans to Formal wear. ♥

Carrie Morgan

Tuition: \$30

#21923
Sat Jan 28
10:00-1:00

#21935
Mon Feb 6
10:00-1:00
Supply List Needed



Hearts-a-Flutter Lounger

Super cute lounge! Using hearts fabric (available at SFTH) we will create a silk and fun at home lounge. ♥

Barbara Grace


Seams & Seam Finishing

The basics are always good to learn, and for others – to review. In this class we will cover several of the most often used seams and seam finishes. ♥All

Tuition: \$30

Class #21983	Class #22036
Sat Feb 25	Mon Mar 26
1:30-4:30	10:00-1:00
Supply List Needed	

Barbara Grace



Tuition: \$30

Class #21984	Class #22046	Class #22075
Mon Feb 27	Sat Mar 31	Mon Apr 23
10:00-1:00	10:00-1:00	10:00-1:00
Supply List Needed		

Barbara Grace



Serger Fun

Let's use your serger to make some fast, fun projects. You'll make 2 or 3 projects start to finish in class. It's amazing to see how quickly you'll get done. Please take SERGER MASTERY classes before this class. A kit fee of \$7.50 is to be paid the teacher. ♥All

6 garments



Tuition \$30 per class

Class #21940	Fri Feb 17	1:30-4:30
Class #21994	Fri Mar 2	1:30-4:30
Class #22021	Fri Mar 16	10:00-1:00
Class #22025	Mon Mar 19	1:30-4:30
Class #22045	Fri Mar 30	1:30-4:30
Class #22054	Sat Apr 7	1:00-4:00
Class #22084	Fri Apr 27	1:30-4:30

Open Sew for UFOs

We often need 'a bit more time' to finish things! Let's get together and do just that! Carrie will help you with finishing the projects that you are working on. ♥All **Carrie Morgan**

Altered Attitudes

Make those clothes F-I-T like you always wanted them to. Carrie will keep you in stitches while she helps you alter your own favorite outfits.

♥All

Carrie Morgan



Tuition: \$30

Class #21920	Thurs Jan 26	10:00-1:00
Class #21934	Sat Feb 4	1:00-4:00
Class #21979	Fri Feb 24	10:00-1:00
Class #22024	Mon Mar 19	10:00-1:00
Class #22068	Tues Apr 17	1:30-4:30
Class #22083	Fri Apr 27	10:00-1:00


Tuition: \$30

Class #21921	Thurs Jan 26	1:30-4:30
Class #21927	Tues Jan 31	10:00-1:00
Class #21980	Fri Feb 24	1:30-4:30
Class #22011	Fri Mar 9	1:30-4:30
Class #22058	Wed Apr 11	10:00-1:00
Class #22069	Tues Apr 17	5:30-8:30

Carrie Morgan

In this class you will learn how to measure before you start. Learn to lay out your pattern pieces to get the most from your yardage. Professional fitting techniques-seams-closures-zippers and sew much more! Carrie will teach you tips and tricks learned from keeping folks in stitches. This is an ongoing/open-ended series. Wherever you are in your sewing skills, learn to make clothing without that handmade look. ♥All

Clothing Construction



Tuition: \$30

Class #21969	Fri Feb 17	10:00-1:00
--------------	------------	------------

Supply List Needed

Carrie Morgan

Pants Construction

This class is a supplement to the Pants Drafting Workshop, *but everyone is welcome*. You will learn the fundamentals of pants construction and fit so your pants look professionally made. Carrie will teach additional designer finishing techniques. ♥♥

Tie-Lace Fashion Accessory

Have fun learning how to transform a man's necktie into a unique scarf-like necklace. These easy-to-make, trendy accessories make ideal gifts. ♥♥

Carol Collett

Tuition: \$30
Class #21975
Wed Feb 22
1:30 - 4:30 pm
Supply List Needed



See It! Sew It! Wear It!

Barbara Grace

Tuition \$30 each class

Class #21995	Class # 22078
Sat Mar 3	Tues Apr 24
1:00-4:00	5:30-8:30
Supply List Needed	



See It! Sew It! Wear It! Is a block of time set aside for you to indulge your passion for sewing clothing; an Open Sew for Garments. Bring any of the following: a new garment project, a garment already in process, an item for re-styling . . . and sew with friends. Barbara will be there to help. If you need another pair of hands to find the best fit or simply want someone to say "You can do it!", this is the class for you! ♥All

Sew Easy Fur

Tuition: \$30

Class #21958

Fri Feb 10

1:30-4:30

Supply List Needed



Want to make a wonder faux fur coat? Vest? Or maybe just a pillow or scarf? Doggie bed? This is the class that allows you to leave the mess at SFTH. ♥♥♥

Carrie Morgan

Draft a Six-Gore Skirt

Tuition: \$30

Class #21981	Class #22032
Sat Feb 25	Fri Mar 23
10:00-1:00	10:00-1:00
Supply List Needed	



Draft a flattering skirt that will be made to order just for you!

During this class we will step-by-step create a 6-gore skirt pattern that is yours alone. A test skirt will be sewn to verify the pattern and further customize the fit. ♥All

Barbara Grace

Six Gores & More

Tuition: \$30

Class #22086

Sat Apr 28

2:00-5:00

Supply List Needed

Barbara Grace

Come learn how to take the 6-gore pattern you drafted for yourself in the previous class and take your skirt to new heights! We will explore waistband treatments, adding flare at the hem and adding gores. This class will center on techniques that you can later use on your own pattern. A portion of this is a techniques/notebook class and most of the work will happen using 1/2 scale patterns (provided by teacher.) Prerequisite: Draft A Six Gore Skirt class ♥All



Back to Basics—Hand Stitches

Tuition

Class #22097

Mon Apr 16

10:00-1:00

Supply List Needed

Barbara Grace



Running stitch, basting stitch, back stitch, whip stitch – what do these terms mean? Hand sewing often gets a bad rap and I for one do not understand it. Maybe a bit of tutoring is all that's needed. Come and learn some of the basics of hand sewing...threading a needle with ease, making a smooth knot, tailor's tacks and more. ♥All

8 embroidery

Enjoy Embroidery? Check out our Workshops & Mastery Classes- many incorporate embroidery!

Towel of the Month

Each month embroider a wonderful recipe on a towel, and enjoy the recipe while you sew! ♥All

Susie Parker

Tuition: \$20 each class

Class #21957 Fri Feb 10 10:00-noon
 Class #22010 Fri Mar 9 10:00-noon
 Class #22061 Fri Apr 13 10:00-noon

Supply List Needed



Embroidered 3-D Rose

Tuition: \$30

Class #21961
 Mon Feb 13
 1:30-4:30

Supply List Needed



This beautiful rose is made in the hoop then constructed on a stem for a lovely gift or attach to a pin and use as a wonderful fashion forward embellishment. Make two! One for each shoe! ♥♥♥

Carrie Morgan

3-D Friends of the Sea Embroidery Book

Come and make this darling 3-D book for kids of all ages! Put your 3-D glasses on (two pairs included) and the magic begins! Way cool!

♥♥



Tuition: \$30

Class #21968 Class #22088
 Thur Feb 16 Thur Apr 12
 1:30-4:30 1:30-4:30


Supply List Needed

Cristi Koehne

Tuition: \$30

Class #21992
 Thur Mar 1
 1:30-4:30

Supply List Needed



Kathy Siders

Wool Punch Art

In this class, you will hone your skills in using the wool punch tool. We will complete six samples that you can mount and hang as I have or use in any other creative way you wish. ♥♥

Luggage Tags

Tuition: \$30

Class #22030
 Thur Mar 22
 10:00-1:00

Supply List Needed



Judy Danz

Dress up your sewing machine, sewing bag, or even a suitcase... but these may be just too cute to let go on an airline. Make this fine leather luggage tag your own for no one to claim but you! ♥All

Deanna Fay

Digitizing Trapunto & Stippling

Tuition: \$30

Class #21978

Thur Feb 23

1:30-4:30

Supply List Needed



Learn how to digitize Trapunto design surrounded with stippling. This is perfect for quilting a pillow or a quilt square. We will be using designs within your software. ☺☺

Embroidering Trapunto & Stippling

Deanna Fay

Tuition: \$30

Class #21985

Mon Feb 27

1:30-4:30

Supply List Needed

We will be multihooking with the large oval and mega hoops. The design used for this class will be the design we created in the Digitizing Trapunto & Stippling class. ☺☺



Digitizing with the Quilter's Square

Deanna Fay

Tuition: \$30

Class #21996

Mon Mar 5

10:00-1:00

Supply List

Needed



Got that large hoop that's still in the box? Now is the time to unleash that Quilter's Square Hoop. Learn how to use your software to create a design for a beautiful pillow using the Quilter's Square. We will be using the designs found in the software. ☺☺

Embroidering with the Quilters' Square

Learn how to embroider on the Quilter's Square using the design we created in the Digitizing with the Quilter's Square class. ☺☺

Tuition: \$30

Class #22037

Mon Mar 26

1:30-4:30

Supply List Needed



Deanna Fay

10 creative sewing

Make this easy apron using a *charm pack*—this one is called “Ruby” and available here at SFTH. Julie will show you how to put this together in a jiffy. Keep it for yourself or make it for a gift. ♥♥



Julie Nash

Charm Pack Apron

Tuition \$30

Class #21918 Wed Jan 25

10:00-1:00

Supply List Needed

Countdown Calendar

My family has a big year coming up in 2012 and I thought a countdown calendar to keep track of each event would be fun to make. I made my calendar up in black and white with pink, green, and red accents, but any color combination will work. It is a great way to use up fat quarters and scraps. The diagonal pockets will hold either a treat or a marker. ♥♥



Tuition: \$30

Class #21972 Class #22006

Mon Feb 20 Wed Mar 7

10:00-1:00

10:00-1:00

Supply List Needed

Vanessa Fromm



Tuition: \$25

Class #22020 Class #22028

Thur Mar 15 Wed Mar 21

1:30-4:00 10:00-12:30

Supply List Needed

Julie Nash



Easter Basket

Make this adorable Easter basket with two coordinating half-yards of fabric. You will weave the strips and bind off the top. Make one to keep and one to give away. ♥♥

EZ4 New Moms

Julie Nash

Moms and grandmas—this class is for you! Make a car seat canopy (baby not included) to cover your baby from heat, cold, or germs. Flip it up when you go inside. We will also make a fashionable, easy peasy nursing cover in this class. ♥



Tuition \$30

Class #22019

Thurs Mar 15

10:00-1:00

Class #22076

Wed Apr 18

10:00-1:00

Supply List Needed



Tuition: \$30

Class #21993

Fri Mar 2

10:00-1:00

Class #22042

Thurs Mar 29

10:00-1:00

Supply List Needed

Barbara Grace



Ruffle Pillow Cover

Fabulous ruffled fabric, a backing fabric, a pillow form, and a bit of time and you'll have a really fun pillow slipcover! Join us to learn how to make a zipper-free, washable pillow cover. ♥All



This is a great clever , reusable bag. This bag is perfect for traveling because it unzips flat for great storage. There are 3 sizes. You decide which one works best for you. ♥All

Carla Bonifasi

Quick Zip Bag

Tuition: \$35
 Class #22027
 Tues Mar 20
 1:30-5:00
 Supply List Needed

Only Owls

Tuition: \$30
 Class #22070
 Sat Mar 10
 1:30-4:30
 Supply List Needed


This past year I became a collector of owls. This obsession started subtly when I received a pair of owl-print pajamas as a gift and has blossomed into a full-blown passion for anything having to do with owls - owl fabrics, owl patterns, and owl embroidery designs. In this class you can fulfill YOUR owl passion with your pick of three different patterns from Susie C. Shore Designs - Hot Who oven mitt, Who Knew ornament, and Who's Place placemats. ♥♥

Vanessa Fromm



Take the plunge into free motion machine quilting! Learn all-over patterns, free hand feathers, backgrounds, fillers, and more. BSR or HQ16 owners—this class is a MUST! ♥♥

Judy Danz



Free Motion Quilting

Tuition: \$30
 Class #22031
 Thur Mar 22 1:30-4:30pm
 Supply List Needed

Beginning Machine Applique

Tuition: \$30
 Class #21986
 Tues Feb 28
 10:00-1:00
 Supply List Needed



This class is for the beginner who would like to appliqué and doesn't want to do it by hand. You will learn several techniques for machine appliqué. This little panda is a sample of appliqué. ♥All

Carla Bonifasi



Learn how to turn your doodles into a one-of-a-kind art quilt. Students will learn how to create a unique, random, yet cohesive small (8"x10") whole cloth black and white quilt. Come and see how talented Carol is with her creativity. She'll inspire you.! ♥♥♥

Carol Collett

Tuition: \$40
 Class #21998
 Tue Mar 6
 1:00-5:00
 Supply List Needed

Zen Doodle Art Quilt



12 quilting (more on page 11)

Learn to Quilt Series

Ellen Speranzo

If you are new to quilting, or simply want to review and update your quilting skills, this is the series for you. In 6 classes we will cover all that you need to know in order for you to become a quilter! The first class is a required class since it covers the basics. ♥ **Tuition: \$30 per session: please sign up for each class** **All classes are from 5:30-8:30pm**



- Class 1 I Want to be a Quilter! Intro to Quilting. Lecture/Demo
- Class 2 How Did You Make That Block? (measuring, cutting, pressing, piecing)
- Class 3 Putting it All Together (piecing rows, borders and quilt sandwich)
- Class 4 Quilt as Desired (methods of quilting, marking a quilt, BSR)
- Class 5 It's a Wrap (BSR practice, binding)
- Class 6 That's all Folks! (finishing all aspects and adding a quilt label)

Sessions

- Class 1 #21999 Tues Mar 6
 - Class 2 #22001 Tues Mar 13
 - Class 3 #22002 Tues Mar 20
 - Class 4 #22003 Tue Mar 27
 - Class 5 #22004 Tue Apr 3
 - Class 6 #22005 Tues Apr 10
- Supply List Needed

Do you have questions about batting or binding? Unsure about how to "quilt as desired"? Need time to finish those UFO's that are piling up? Then Quilt Clinic is for you! You will have a block of time in which to work on your own project with a teacher available to assist you. ♥

Ellen Speranzo

Quilt Clinic

Tuition: \$30

- Class #22035 Sat Mar 24 2:00-5:00
- Class #22065 Sat Apr 14 2:00-5:00


Charm Pack Table Runner

Julie Nash

Tuition: \$30

- | | |
|--------------------|--------------|
| Class #21965 | Class #22051 |
| Wed Feb 15 | Wed Apr 4 |
| 10:00-1:00 | 10:00-1:00 |
| Supply List Needed | |

Make this adorable table runner using a charm pack and coordinating fabric. It goes together quickly and is fun to make! ♥♥



Tuition: \$30

- Class #22008
 - Thurs Mar 8
 - 10:00-1:00
 - Class #22055
 - Mon Apr 9
 - 10:00-1:00
- Supply List Needed

Strip Teaser Table Topper

Watch as you manipulate strips of fabric to create a table topper or the center of a quilt. It is so much fun to see it take shape! ♥All

Gioia Carns

Beginning Paper Piecing

Come and try paper piecing! You'll make several basic blocks and learn some tricks that makes it soooo much easier. Kit fee is \$5 payable to the teacher. ♥All



Carla Bonifasi

- Tuition: \$30
 - Class #22033
 - Fri Mar 23
 - 1:30-4:30
- Supply List Needed

Quick Quilt Club

**All QQC's
taught by
Ellen Speranzo**

Welcome to the Quick Quilt Club! This "club" will utilize pre-cuts including jelly rolls (2 1/2" strips), layer cakes (10" squares), and charms (5" squares) to make selecting and cutting your fabrics easier. Once a month Ellen will offer a QQC class for you! Below are your choices for this quarter—take one, two, or all three of these fun-filled, easy, classes! You now can purchase these pre-cuts and coordinating yardage here at Sew from the Heart. ♥

This is another in our series of "precuts" classes that utilizes jelly rolls, layer cakes, charms, etc. to make selecting and cutting your fabrics easier. "Diamonds at Large" is a unique quilt in that it requires **only** 1 layer cake and backing fabric. The borders and binding are created from the layer cake scraps....so no waste! (A Layer Cake is a collection of **forty** coordinating 10"x10" squares.) This project is from the book Layer Cake, Jelly Roll and Charm Quilts and the finished quilt is 45" x 60".



QQC-Diamonds at Large

Tuition: \$35
Class #21948
Tues Feb 7
1:30-5:00
Supply List Needed

QQC-Bertha Quilt

Tuition: \$30
Class #21988
Tues Feb 28
5:30-8:30
Supply List Needed

This quick and easy project is perfect for the beginning quilter, and it provides a good opportunity for free motion quilting with your BSR. It is made up of 5" charms, and finishes at 25" x 28". Be sure to check out the various colorways on pages 7 and 9 (see above) before selecting fabrics.



This is a nice, easy class for beginners, but is a good accuracy skill-builder class for more experienced quilters. The blocks and sashings provide an opportunity for newer quilters to learn how to use a Frixion pen with a stencil to create a free motion quilted design with the BSR. This easy quilt is made up of 5" charms, and finishes at 36" x 36". Be sure to check out the various colorways on pages 27 and 29 (see above) before selecting fabric.



QQC-Greta Quilt

Tuition: \$35
Class #22034
Sat Mar 24
10:00-1:30
Supply List Needed

QQC-Batik Squares

Tuition: \$35
Class #22064
Sat Apr 14
10:00-1:30
Supply List Needed

This quick and easy project is perfect for the beginning quilter, but sophisticated enough for all. It is made up of 5" charms cut from fat quarters, and finishes at 57" x 66".



In this class you will make a table topper or baby quilt and learn how to construct a bow-tie block. The open spaces provide an opportunity for newer quilters to learn how to use a frixion pen with a stencil to create a free motion quilted design with the BSR. This easy quilt is made up of 5" charms, and finishes at 32" x 32". Be sure to check out the various colorways on pages 11 and 13 (see above) before selecting fabrics.



QQC-Charlotte

Tuition: \$35
Class #22085
Sat Apr 28
10:00-1:30
Supply List Needed

14 sfth class policies

Thank you for reading carefully through these policies. This is an important communication tool so that you are more satisfied with our educational program, are prepared when you come to class, and receive the maximum benefits from your class experience at *Sew from the Heart*. Registration is only complete upon **full payment** for your class. You may register by phone with a credit card, or in person. There is a **Meet the Teachers** event approximately every three months. Please check the calendar for the next MTT event.

The following lists our Love To Sew Card benefits:

- Benefits apply from date of purchase until expiration noted on the front of the card.
- Sew Creative Club membership! Check our monthly clubs section for a full list of benefits of the SCC membership!
- Register for *Sew from the Heart* "tuition" classes at NO CHARGE! Registration is ALWAYS required, even with the *Love to Sew Card*. Refer to schedule for applicable classes.
- Receive a 20% discount on all SFTH Seminars and Workshops.
- LTS cardholders receive a 15% discount **every day** on notions and accessory purchases. Discount good with card only!
- Special LTS Cardholder sale days.
- Our Love to Sew Card program is tailored to your schedule. Choose the plan that works best for you! 1 month is \$39.95, 3 months \$69.95 (save \$50), 6 months \$129.95 (save \$110) and the best value, 12 months \$199.95 (Save \$280). The best sewing education value in the Valley!

Class Prerequisites:

Please read the class description carefully. If the description lists a prerequisite, that is a requirement of the class. This is an important element of the class to maximize the learning environment for all class participants. Thanks for adhering to this policy!

Cancellation and refund policy:

We must make a commitment to our instructors one week prior to the start of each class. **Cancellations are required for all classes, seminars, and workshops, including those registered with your Love to Sew Card.** Refunds will only be made for cancellations **ONE WEEK** or more ahead of the class start. If a class is cancelled due to insufficient enrollment, enrollees will receive a full refund. **Unless otherwise noted, a minimum of THREE STUDENTS are required for a class.**

If you are unable to attend class, even if you are a *Love to Sew Cardholder*, please notify us! Thanks!

Sewing Skill Levels:

- ♥ **Beginner:** Student has little or no sewing experience; intensive assistance required; techniques must be taught.
- ♥♥ **Confident Beginner:** Student has some sewing experience and general knowledge of their machine.
- ♥♥♥ **Intermediate:** Student has basic sewing skills, but needs assistance and demonstration of techniques.
- ♥♥♥♥ **Advanced:** Student needs little assistance with sewing. Role of instructor is in an advisory capacity focusing on technique, and design theory.
- ♥All **All:** No particular skill level is required. All students, from beginner to advanced, can successfully complete course content.

Computer Skill Levels:

- ☞ **Beginner:** Student has little or no computer experience; needs assistance with basic Windows operations.
- ☞☞ **Intermediate:** Student has basic computer skills and basic understanding of Windows operations: needs assistance with software tools and applications.
- ☞☞☞ **Advanced:** Student has very good computer competency. Role of instructor is in an advisory capacity.

We welcome any brand of machine in our classes. We also offer the use of our classroom machines. Please let us know at the time of registration if you would like to use one of our Bernina machines.

PLEASE NOTE: To insure you get the most out of class be sure to arrive early enough to get set up by the start time. Our classes are very full of inspiration and creativity and don't have "catch-up" time built in. If you are a few minutes late, you are welcome to join our class, take notes, observe, and go home inspired and ready

sfth monthly clubs 15

sew creative club (february - april)

February: Do you think you aren't creative? We ALL have creative energy lurking within us – yes, even you! Come and join **Julie Hocker** from **Lady Hawk Designs** as she shares her personal experience of her journey down the creative path, finding her own creative ability, and the joy and satisfaction that discovery has brought to her life. It is a personal exchange that is bound to move and inspire you. Julie has unlocked the secrets to tapping into your creative energy. She will share the secrets with you, teach you to recognize creativity in your daily life, and she'll get you started on your own journey to access your elusive creative genius. Regardless of your skill level, style, or the medium you choose to work in, you will benefit from this lecture. You'll laugh, you might cry, and you'll realize how simple it really is to find your creative self. You'll be on your way before you know it.

Class #21932: Thursday, February 2, 10am-12pm

March: Tool Time with the Techs Noel and Rick will demonstrate how a sewing machine forms a stitch, the factors that work against you in the quest for the perfect stitch, and how to correct common technical issues.

Class #21991: Thursday, March 1, 10am-12pm

April: Renaissance Costumer Annmarie Bitondo will speak about creative processes associated with creating authentic Renaissance clothing. The process involves reviewing historical journals, portraits and documents and transforming it into 21st century "garb". She will bring some books and discuss the short cut methods she uses. Costumes and accessories will be available.

Class #22053: Thursday, April 5, 10am-12pm

- SCC is open to sewing enthusiasts of all interests and experience. Owners of *all brands of machines* are welcome.
- SCC Club meets the first Thursday of every month at 10am to 12pm.
- Monthly programs are set in a lecture format designed to inspire sewing creativity with a broad range of topics. Make new sewing friends, bring show & tell for a special gift, and indulge in refreshments.
- SCC membership is included with your purchase of the *Love to Sew Card*. If you do not purchase the LTS Card, then the annual Membership for Sew Creative Club is \$75. The single non-member meeting fee is \$25. The minimum discount during your Club day is 20% off notions and accessories. Frequently, additional specials are made available to SCC members.



This is a new club being created especially for our 800 series customers. The time will be spent on new information, questions, special project ideas, and much more. Come and help us design this club to what you need. Look for more information on the website and in our e-mails.

Crazy 8s Club

Class #22017
Wed March 14
10:00am-1:00pm
Supply List Needed

Friday Night Stitches

Susie Parker



Tuition: \$30 each class

Fridays 6:00 - 9:00

Class #21959 Feb 10

Class #22012 Mar 9

Class #22063 Apr 7

Bring your machine & sewing supplies!

Join us for a fun "open sew". Bring your UFOs or anything "sewing" that has you stumped! We will be there to help guide you - a FUN class designed to hone your sewing skills and make new sewing friends! **YAll**

American Sewing Guild



Come see what all the excitement is about and get your creative juices flowing. New ideas and tips every month. 1st Saturday of each month **10:00 to noon**

Feb 4

March 3

April 7

Our Mission

The mission of *Sew from the Heart* is to inspire the creativity of sewing enthusiasts of every interest and experience with superior:

- ♥ Sewing Products
- ♥ Educational Support
- ♥ Service with Smiles

We believe in Sewing for the Love of It!



9180 E. Indian Bend Rd.
Scottsdale, AZ 85250
480-998-8886

www.sewfromtheheart.com

Store Hours:

Mon, Wed, Thurs, Fri, Sat: 10 to 5
Tues: 10 to 8, Sun: Closed



next meet the teachers

Meet our outstanding teaching staff, see all the samples, and sign up for classes:

saturday, april 21

2pm - 4pm

**sfth specials for
february-april**

**Please join us at the
Phoenix Quilt, Craft, &
Sewing Festival
January 26-28**

**Super Financing for
Super Bowl!**
36 month, no interest
financing
February 2 - 6, 2012

NEW Check out our
monthly "FEET" classes &
specials and SAVE


See the calendar!

Spring Training at Salt
River Fields Go to our
web site and see the
event for **March**

**Tax Day Savings
April 12-16**

Basic Sewing Supplies

Here's what you should have in your "Basic Sewing Supplies".
Please let us know if you have any questions!



- ♥ Good quality fabric scissors
- ♥ 6" seam gauge or ruler
- ♥ Straight pins
- ♥ Needles for your machine
- ♥ Anything you commonly use for a day of sewing
- ♥ Small scissors or thread snips
- ♥ Seam ripper
- ♥ Fabric marker
- ♥ Pen and paper for notes