

2 Workshops

Pants Drafting Workshop



Carrie Morgan



Tuition: \$70
 Class #21863
 Fri Dec 9
 10am-5pm
 Supply List Needed
 Limit 6 People

We will begin this fast paced class by pairing with a partner. You will measure each other and chart the measurements. Then we will be drafting a pants pattern on Swedish Tracing paper. You will cut and sew fitting muslin for yourself. You will each be helped with fit. A construction class will be December 15. ♥♥

Jazzilicious! with Sarah Vedeler Free with your LTS card!



Tuition: \$30 each class
 Class #21819: Thurs Nov 10
 Class #21861: Thurs Dec 8
 Class #21900: Thurs Jan 12
 10am-1pm
 Supply List Needed

Sarah Vedeler

It's not exactly a "Block of the Month" quilt, but we'll work on it together over a period of 8 months. 2 methods of construction are available depending on your skill level. This class will run every month until May. ♥♥



Software Sampler



Bernina Software Sampler is a hit with customers and we're bringing it to SFTH. Each month we will go through a software design project prepared by Bernina's best and learn some new aspect of our DesignerPlus Software. Students will get a handout and CD to take home.
 ☺☺ Supply List Needed

Tuition: \$10 for LTS card holders for the CD \$30 for non card holders.

This class is not included in the 50% off discount.

John Thornton

Class #21825	Class #21879	Class #21907
Tues Nov 15	Tues Dec 20	Tues Jan 17
10am-1pm	10am-1pm	10am-1pm

Go Cutter—Rose of Sharon Table Runner

Our Go! Cutter Rose of Sharon Block of the Month draws to a close. ☺☺

Tuition: \$20
 Class #21830
 Thurs Nov 17 10am-12pm
 Supply List Needed

Judy Danz



HOOPS: This class is for Mega Hoop or Jumbo Hoop Owners. This design is not available for the smaller hoops.

Turn Your Photo into an Art Quilt

Jan Potter



Tuition: \$60
 Class #21933
 Fri Feb 3
 10am-4pm
 Supply List Needed

Students will be making a pattern for making a wall hanging from their own photo. They will learn all of the steps for identifying the elements of the photo to make a realistic design and the colors that will give it depth when enlarged. There will be a "field trip" to the copy shop to learn how to enlarge the pattern to the desired size. Fabric selection will be discussed and students will be ready to create a beautiful art quilt from their photo when they complete this class. ♥♥

Digitizing on Mylar

Deanna Fay



Tuition: \$35
 Class #21835
 Monday, November 21
 10am-1:30pm
 Supply List Needed

Make a beautiful poinsettia for Christmas by learning how to digitize on Mylar. The Mylar adds a great sparkle to your design. We will be using the open, closed tools, wave and ripple tools. We will also be using Designer Plus software. ☺☺

Home Sweet Home

Pincushion Embroidery Class

Judy Danz



Tuition: \$70
 Class #21912
 Thurs Jan 19
 10am-4pm
 Supply List Needed

This pincushion will make itself right at home sweet home...a conversation piece to sit next to your favorite sewing chair. The 3-D roof lifts to hide all your pins and needles. Wow your sewing friends with this unique house—a great gift idea and easy to make! ♥

Tucks, Textures, & Fandangos

Tuition: \$70
 Class #21916
 Tues Jan 24
 10am-4pm
 Supply List Needed

Judy Danz



Fiddle, twiddle, and tweak to make tucks, textures, and fandangos. Spend the day with Judy as she shows you how to manipulate fabric to make the one-of-a-kind wall hanging! ♥

4 SFTH Special Events/Sarah Vedeler

Special Events are not part of LTS card

John Thornton

Floriani Project of the Month

Tuition: \$10 each class

Class #21815 Tues Nov 8 10am-1pm

Class #21856 Tues Dec 6 10am-1pm

Class #21895 Tues Jan 10 10am-1pm

Supply List Needed

You will learn how to make the project of the month using Floriani software. You will receive full instructions to take home with you.



Cre-8-tive Parties

Tuition: FREE,
but you must
register

Class #21943

Thurs Dec 1
5-8pm



You are invited to attend a **FREE** class! We hope you can join us for a Cre-8-tive Party. Not only will you leave with a beautiful completed project that you will love, but BERNINA is offering some incredible specials! We'll have samples, handouts, door prizes, refreshments and lots of fun! And, best of all, we'll provide all of your supplies and a BERNINA 830 for you to sew and embroider on as we walk you through every step. Embroidery experience is not necessary!

Join Treva on a Saturday morning for a fun and informative class on long-arm tips and techniques. Treva will also show you why she loves the ruler of the month. We will have sale prices on all HQ merchandise and an extra special discount on the ruler of the month! This class is for all long-arm owners and anyone interested in a future purchase of a long-arm. Please call and reserve your place; the cost is FREE!

Longarm Club

Treva Griffin

Class #21938

Tuition: is
FREE - but
you must
register

Sat Nov 12 10am-1pm

Class #21939

Sat Dec 3 10am-1pm

Class #21940

Sat Jan 7 10am-1pm

Love to Sew Card

What a DEAL! Purchase a "Love to Sew Card" to save on classes!

- Benefits apply from date of purchase until expiration noted on the front of the card.
- **Sew Creative Club membership!** Check our monthly clubs section for a full list of benefits of the SCC membership. Join us the first Thursday morning of each month for more sew inspiration.
- **Register for *Sew from the Heart* "tuition" classes at **NO CHARGE!**** Registration is ALWAYS required, even with the *Love to Sew Card*. Refer to schedule for applicable classes.
- Receive a 20% discount on all SFTH Seminars and Workshops.
- LTS cardholders receive a **15% discount every day** on notions and accessory purchases. Discount good with card only!
- **Special LTS Cardholder sale days.**
- Our *Love to Sew Card* program is tailored to your schedule. Choose the plan that works best for you! 1 month is \$39.95, 3 months \$69.95 (save \$50), 6 months \$129.95 (save \$110) and the best value, 12 months \$199.95 (Save \$280). The best sewing education value in the Valley!

5 Garments

Cute and comfortable at the same time—that's what you'll love about the Minkee Poncho. Stay warm in this hooded or cowl neck Minkee Poncho sized for adults and teens. It features a front hand-warmer pocket. Start it in class and wear it home! ♥

Barbara Grace



Minkee Poncho

Tuition: \$30

Class #21840

Sat Nov 26 10am-1pm

Class #21844

Tues Nov 29 10am-1pm

Supply List Needed

Serger T-Shirt

Barbara Grace

Tuition: \$30

Class #21858

Tues Dec 6 5:30-8:30pm

Class #21922

Fri Jan 27 10am-1pm

Supply List Needed



Make your own basic t-shirt. Some skills that we will work on are: sewing knit fabric including seaming, inserting a sleeve, and adding a neckline band. An optional serger hem technique will be demonstrated. ♥

Tuition: \$30

#21923

Sat Jan 28

10am-1pm

#21935

Mon Feb 6

10am-1pm

Supply List

Needed

Barbara Grace



Hearts-a-Flutter Lounger

Super cute lounge! Using hearts fabric (available at SFTH) we will create a silk and fun at home lounge. ♥

One-on-One Classes

Personalized Classes



SFTH offers private classes for anyone who wishes to learn a skill that is not currently offered, or not offered at a convenient time for you. Subject matter will be discussed and a teacher secured to teach the requested material at the agreed upon time or times. The charge for this service is \$50.00 per hour. Minimum 1 hour charge.

6 Garments



We often need 'a bit more time' to finish things! Let's get together and do just that! Carrie will help you with finishing the projects that you are working on. ♥All

Carrie Morgan

Open Sew for UFOs

Tuition \$30

Class #21833 Fri Nov 18 1:30pm-4:30pm

Class #21853 Sat Dec 3 1:00pm-4:00pm

Class #21881 Tues Dec 20 5:30pm-8:30pm

Class #21885 Tues Jan 3 5:30pm-8:30pm

Class #21913 Fri Jan 20 10:00am-1:00pm

Altered Attitudes

Make those clothes F-I-T like you always wanted them to. Carrie will keep you in stitches while she helps you alter your own favorite outfits.

♥All

Carrie Morgan



Tuition: \$30

Class #21832 Fri Nov 18 10am-1pm

Class #21839 Tues Nov 22 5:30-8:30pm

Class #21851 Fri Dec 2 1:30pm-4:30pm

Class #21878 Mon Dec 19 1:30-4:30pm

Class #21889 Fri Jan 6 1:30-4:30pm

Class #21920 Thurs Jan 26 10am-1pm

Tuition: \$30

Class #21845 Tues Nov 29

5:30-8:30pm

Class #21862 Thurs Dec 8

1:30-4:30pm

Class #21872 Thurs Dec 15

1:30-4:30pm

Class #21903 Fri Jan 13

1:30-4:30pm

Class #21921 Thurs Jan 26

1:30-4:30pm


Class #21917 Tues Jan 31

10:00am-1:00pm

Carrie Morgan

Clothing Construction

In this class you will learn how to measure before you start. Learn to lay out your pattern pieces to get the most from your yardage. Professional fitting techniques-seams-closures-zippers and sew much more! Carrie will teach you tips and tricks learned from keeping folks in stitches. This is an ongoing/open-ended series. Wherever you are in your sewing skills, learn to make clothing without that handmade look. ♥All



One Seam Ruffle Skirt



Tuition: \$30

Class #21924

Sat Jan 28

1:30-4:30pm

Supply List Needed

Carrie Morgan

When I first set eyes on this flirty, billowy fabric, I was sure that I could not wear it. Not my Shape. I could not resist, I had to try!

A bit of experimentation and a way was found. This skirt can be worn by anyone. You will get lots of compliments on your fun, very high fashion summer skirt. It is very cool to wear. Great for our Arizona weather.

In this class, Carrie will teach you how to whip up this wonderful easy one seam skirt that you can even wear home! ♥All

See It! Sew It! Wear It!

Barbara Grace

Tuition \$30 each class


Class #21796	Class # 21837	Class #21866	Class #21892	Class #21906
Sat Nov 5	Tues Nov 22	Tues Dec 13	Sat Jan 7	Mon Jan 16
1-4pm	10am-1pm	10am-1pm	1-4pm	10am-1pm



See It! Sew It! Wear It! Is a block of time set aside for you to indulge your passion for sewing clothing; an Open Sew for Garments. Bring any of the following: a new garment project, a garment already in process, an item for re-styling . . . and sew with friends. Barbara will be there to help. If you need another pair of hands to find the best fit or simply want someone to say "You can do it!", this is the class for you! ♥All

Simple Shell Top

Tuition: \$30
 Class #21816 Tues Nov 8
 5:30-8:30pm
 Class #21902 Fri Jan 13
 10am-1pm
 Supply List Needed



Barbara Grace

Super simple, yet stylish top that is quickly made and easy to personalize. If time allows, we will also spend some time exploring ways to change the top to make it even more special. This very flexible top can be made in lace, t-shirt, knit, rayon, ruffle fabric, soft cottons, silk and silk-like fabrics, charmeuse, challis, handkerchief linen, or . . . you decide. ♥

Comfy, cozy scarf made with the fabulous swirl Minkee fabric. Quick project, wonderful gift idea. Make several, you're definitely going to want one for yourself too! ♥



Barbara Grace

Minkee Infinity Scarf

Tuition: \$20
 Class #21841 Sat Nov 26
 2:30-4:30pm
 Class #21865 Mon Dec 12
 10am-12pm
 Supply List Needed



Dog Harness Class

Tuition \$30
 Class #21849
 Thurs Dec 1 1:30-4:30pm
 Supply List Needed



Doesn't your best friend on four paws deserve to be safe and fashionable? This is your chance to make him or her a harness to be used for walking or riding safely secured in a car. You can also embroider on it. Make one for a friend's dog too! ♥♥

Tuition: \$30
 Class #21828
 Tues Nov 15
 5:30-8:30pm
 Class #21971
 Thurs Dec 15
 10am-1pm
 Supply List Needed



Pants Construction

This class is a supplement to the Pants Drafting Workshop, *but everyone is welcome*. You will learn the fundamentals of pants construction and fit so your pants look professionally made. Carrie will teach additional designer finishing techniques. ♥♥ **Carrie Morgan**

8 Embroidery

Enjoy Embroidery? Check out our Workshops & Mastery Classes- many incorporate embroidery!

Towel of the Month

Each month embroider a wonderful recipe on a towel, and enjoy the recipe while you sew! ♥All

Susie Parker

Tuition: \$20 each class
Supply List Needed

Class #21821 Fri Nov 11 10am-12pm
Class #21876 Sat Dec 17 10am-12pm
Class #21888 Fri Jan 6 10am-12pm



Tuition: \$30 per session

Class #21826 (Part 1)

Tues Nov 15

1:30-4:30pm

Class #21845 (Part 2)

Tues Nov 29

5:30-8:30pm

Supply List Needed



Advent Calendar

Join Carrie in this two-part class to create this beautiful, embroidered Advent calendar. This will be a family heirloom treasured by children for years to come. ♥♥

Carrie Morgan

Vintage Scarf Ends

Using The Anita Goodesign Mini Collections - Vintage Scarf Ends - We will be creating wearable art for you or for Holiday gifts. Make a beautiful scarf or table runner or even placemats. ♥All

Tuition: \$30

Class #21850

Fri Dec 2

1:30pm-4:30pm

Supply List

Needed

Carrie Morgan



Tuition: \$30

Class #21842

Mon Nov 28

10am-1pm

Supply List Needed



Deanna Fay

Embroidering on Mylar

Learn to embroider on mylar. Make a beautiful poinsettia digitized specifically for mylar. The mylar adds a great sparkle to the Christmas season. If you have not taken the Digitizing class for mylar, Deanna will have her design available for purchase at the class.

Valentine's Day Appliqué Table Runner

John Thornton

Tuition: \$30

Class #21901

Thurs Jan 12

1:30-4:30

Supply List

Needed



This funny table runner is sure to bring a smile to your Valentine's holiday guests. The base table runner uses the Ten Minute Table Runner pattern method. This runner gets embellished with a cartoon embroidery Valentine's Day Fairy available only to SFTH customers, trapunto lips, and the caption "The Valentine's Fairy says Kiss Me Tiger". You'll learn how to do 3-D trapunto using batting. ♥♥

Quilting with the Embroidery Module

Tuition: \$30
 Class #21894
 Mon Jan 9
 1:30-4:30 pm
 Supply List Needed



Learn how to use your embroidery module to stitch perfect quilting designs! ♥

Judy Danz

Digitizing for Pre-Cut Appliqué

DesignerPlus users, use your software to make pre-cut appliqué a breeze. This class will go over techniques to digitize your custom pre-cut appliqué designs. We will digitize both for fabric appliqué and also for pictures printed on EQ fabric appliqué and also for pictures printed on EQ fabric used in the icon tapestry pictured. ☺☺

John Thornton

Tuition: \$20
 Class #21827
 Fri Nov 11
 6:00-9:00pm
 Supply List Needed



Tuition: \$30 Class #21896
 Tues Jan 10 1:30-4:30pm
 Supply List Needed

John Thornton

Baby Shower Gifts



We will go over the tricks involved in three embroidered baby shower gifts: burp towel, onesies, and bib. Onesies are SO easy on the 830 because it is a naturally a free-arm system. We will also work with the new free-arm system for the other machines. You can still come and embroider with or without any free-arm system. We will have DesignerPlus up and running to customize your embroidery and all students will receive the design pack "Offbeat Baby Embroidery Designs" displayed in the class samples on the the wall. ♥♥

Stick Snowman and Santa

Who could resist this adorable Santa or Snowman? Both can sit on a shelf or hang on a wall, and best of all, you can use up scraps in your stash to make either...the scrappier the better! Don't let one be lonesome, make both.

PLEASE NOTE: You must order and pre-pay for your kit, pattern and fusible grid before OCT 20th. ♥♥

Ellen Speranzo

Tuition: \$50
 Class #21809
 Fri Nov 4
 10am-3pm
 Supply List Needed



Carol Collett

Tuition: \$35
 Class #21820
 Thurs Nov 10
 1:00 - 5:00 pm
 Supply List Needed

Tie-Lace Fashion Accessory

Have fun learning how to transform a man's necktie into a unique scarf-like necklace. These easy-to-make, trendy accessories make ideal holiday gifts. Supply List Needed ♥♥

10 Creative Sewing

Tuition: \$20

Class #21874

Fri Dec 16

12:30-2:30pm

Supply List Needed



Fat Quarter Gift Bag

Come and bring your favorite fat quarter which we'll turn into a cute gift bag. This is a wonderful way to use those beautiful fat quarters you haven't found a use for. The teacher will have satin cord and beads you can purchase. ♥

Christmas Flower Pincushion

Barbara Grace



Christmas Fun! Two coordinating holiday fabrics combine to create the sweetest little Christmas pincushion. Pincushions are just so handy, and this one is cute too! Hand sewing a few quick stitches and you'll have a great pincushion to give as a gift, or maybe keep for yourself. ♥

Supply List Needed

Tuition: \$15

Class #21947 Sat Nov 19

1:30-3:00pm

Class #21869 Tues Dec 13

6-7:30pm

Class #21873 Fri Dec 16

10-11:30am

Minkee Kit Madness



Have you ever wanted to sew with Minkee and didn't know if you could? Or you just don't want the mess at home? Here's your chance to have fun with minkee. Pick out one of SFTH's kits or patterns and Carla will help you put it together. A gift ready before Christmas! ♥♥

Use your serger or your sewing machine with your walking foot!

Tuition \$ 50

Class #21808

Tues Nov 1

10am-3pm

Supply List Needed

Holiday Apron

Whether you are a beginner or an expert, this class will offer you a fun and easy apron where you can be as creative or conservative as you like. The style is not only flattering, but it is also comfortable, easy to adapt for Thanksgiving or Christmas. Showcase your embroidery talents, and, yes, even sew for the man in your life. Best of all, it is easy to construct and make that mitered corner a snap! ♥



Tuition: \$30

Class #21814

Mon Nov 7, 1:30-4:30pm

Supply List Needed

Diane Bykowski

Tuition: \$20

Class #21875

Fri Dec 16

3-5 pm

Supply :List Needed



Carla Bonifasi



Rag Charm Wreath

This is a darling, easy wreath made with three charm packs cut into smaller pieces. You can make this wreath with colors for Christmas or Fall or anytime of year. This also makes cute hostess gifts. ♥

Brainy Baby Ball

A variation of the classic Amish Puzzle Ball pattern, this cuddly patchwork ball has lots of places for little hands to grab. It tumbles softly but won't roll away from baby. This project can be done by hand or machine. (Hand is just as easy.) ♥♥



Carla Bonifasi

Tuition: \$20

Class #21914

Mon Jan 23

10am-12pm

Supply List Needed

Charm Pack Apron

Tuition \$30

Class #21945 Wed Dec 14

Class #21918 Wed Jan 25

10am-1pm

Supply List Needed



Make this easy apron using a *charm pack*—this one is called “Ruby” and available here at SFTH. Julie will show you how to put this together in a jiffy. Keep it for yourself or make it for a gift. ♥♥

Julie Nash

Minkee Baby Fun

Carla Bonifasi

Tuition \$ 35

Class #21915

Mon Jan 23

1:00-4:30pm

Supply List Needed



Have you ever wanted to sew with Minkee and didn't know if you could? Or you just don't want the mess at home? Here's your chance to have fun with minkee. Pick out one of SFTH's kits or patterns and Carla will help you put it together. ♥♥

UFO Challenge

Tuition \$30

Class #21926

Mon Jan 30

1:30-4:30pm

Are you Fandango'ed? Free motion crazy and don't know what to do? Ready to trim those Rose of Sharons? Spend the afternoon with Judy to get help or finish any project from one of her classes. ♥

Judy Danz



Little Apples Quilt

Tuition \$35

Class #21942 Weds Nov 16

Class #21946 Weds Jan 4

1:30-5:00pm

Supply List Needed



Make this quilt with a *layer cake* using “Little Apples” as shown here or “Ruby”, “Hometown”, or “Terrain” all available at SFTH. You will love making this fast, but fun quilt! ♥♥

Julie Nash



Learn how to turn your doodles into a one-of-a-kind art quilt. Students will learn how to create a unique, random, yet cohesive small (8"x10") whole cloth black and white quilt. Come and see how talented Carol is with her creativity. She'll inspire you! ♥♥♥



Zen Doodle Art Quilt

Carol Collett

Tuition: \$35

Class #21806

Thurs Oct 27

1pm-4:30pm

Supply List Needed



12 Quilting

More on p.11

Learn to Quilt

Ellen Speranzo

If you are new to quilting, or simply want to review and update your quilting skills, this is the series for you. In 6 classes we will cover all that you need to know in order for you to become a quilter! The first class is a required class since it covers the basics. ♥All All classes are from 5:30-8:30pm



Tuition: \$30 per session
Supply List Needed


- Class 1 I Want to be a Quilter! Intro to Quilting. Lecture/Demo
Class 2 How Did You Make That Block? (measuring, cutting, pressing, piecing)
Class 3 Putting it All Together (piecing rows, borders and quilt sandwich)
Class 4 Quilt as Desired (methods of quilting, marking a quilt, BSR)
Class 5 It's a Wrap (BSR practice, binding)
Class 6 That's all Folks! (finishing all aspects and adding a quilt label)

Sessions

- Class 1 #21897 Tues Jan 10
Class 2 #21909 Tues Jan 17
Class 3 #21917 Tues Jan 24
Class 4 #21929 Tues Jan 31
Class 5 #21936 Tues Feb 7
Class 6 #21937 Tues Feb 21

Holiday Log Cabin Quilt

Tuition: \$30 each class
Class #21813
Mon Nov 7 & Mon Nov 14
10am-1pm
Supply List Needed




Log cabin blocks may look hard, but are easy as pie! And when you include the Go! Cutter to cut your strips, even easier!! Judy will walk you through each step of it using the Go! Cutter strip die and making a log cabin block. She will bring her strip die for use in class ... learn first-hand how easy these tools are to use! ♥All

Judy Danz

Take the plunge into free motion machine quilting! Learn all-over patterns, free hand feathers, backgrounds, fillers, and more. BSR or HQ16 owners—this class is a MUST! ♥♥

Judy Danz

Free Motion Quilting: Basics, Feathers & Backgrounds, and Fillers



Tuition: \$30 Class #21925
Mon Jan 9 10am-1pm
Mon Jan 30 10am-1pm
Supply List Needed

Mini Bulls-Eye Quilt

The Bulls-Eye Quilt has been around for years, but this mini version cut on the Go! Cutter is all new. Judy will provide the Go! Cutter and dies needed to make this fun project! Learn how easy it is to add a 3-D flange border to a quilt. This is a great project to swap blocks for an even scrappier look! ♥

Judy Danz

Class #21831
Thurs Nov 17
1:00-4:30pm
Supply List Needed



Quilt Clinic



Do you have questions about batting or binding? Unsure about how to "quilt as desired"? Need time to finish those UFO's that are piling up? Then Quilt Clinic is for you! You will have a block of time in which to work on your own project with a teacher available to assist you. ♥

Ellen Speranzo

Tuition: \$30


Class #21834 Sat Nov 19 10am-1pm
 Class #21868 Tues Dec 13 5:30-8:30pm
 Class #21905 Sat Jan 14 2:30-5:30pm

Quick Quilt Club

Coming Tues Feb 7
 1:30-5:00
 Diamonds at Large

Welcome to the Quick Quilt Club! This "club" will utilize pre-cuts including jelly rolls (2 1/2" strips), layer cakes (10" squares), and charms (5" squares) to make selecting and cutting your fabrics easier. Once a month Ellen will offer a QQC class for you! Below are your choices for this quarter—take one, two, or all three of these fun-filled, easy, classes! You now can purchase these pre-cuts and coordinating yardage here at Sew from the Heart. Ellen Speranzo

Welcome to the Quick Quilt club! This project is from the book Layer Cake, Jelly Roll and Charm Quilts and the technique you'll learn is making half-square triangles that turn into stars. The finished quilts is 66" x 84". ♥



Ellen Speranzo

QQC-Fabulous Fall

Tuition: \$35

Class #21824
 Mon Nov 14 1:30-5:00pm
 Supply List Needed

QQC-Luna Notte

Tuition: \$35
 Class #21867
 Tues Dec 13 1:30-5:00pm
 Supply List Needed



This project is from the book Layer Cake, Jelly Roll, and Charm Quilts and the technique you'll learn is making hourglass blocks. The finished quilt is 72" x 80". ♥

Ellen Speranzo

Amazing ...in just a few hours, and with just one book, you will learn how to make almost 1,000 easy quilts using precuts! Sound too good to be true? In class you will make samples of the 4 types of blocks, and then use a charm pack to piece a 37" quilt of your choice. This class will change the speed of your quilt-making for the better. ♥

Ellen Speranzo



QQC-Big Block

Tuition: \$45
 Class #21904
 Sat Jan 14 10am-2:30pm
 Supply List Needed

Quilting with Skillbuilders

Have you been frustrated with machine quilting and need a little help? This is a great way to practice your quilting and learn to relax. The Skillbuilder program requires you to buy a kit of pre-printed fabrics so you will work through the program step by step and practice, practice, practice. It's a fun way to improve your quilting skills. Kits are available at SFTH. ♥♥

Carla Bonifasi

Tuition: \$50
 Class #21807
 Fri Oct 28 10am-3pm
 Supply List Needed



14 SFTH Class Policies

Thank you for reading carefully through these policies. This is an important communication tool so that you are more satisfied with our educational program, are prepared when you come to class, and receive the maximum benefits from your class experience at *Sew from the Heart*. Registration is only complete upon **full payment** for your class. You may register by phone with a credit card, or in person. There is a **Meet the Teachers** event approximately every three months. Please check the calendar for the next MTT event.

The following lists our Love To Sew Card benefits:

- Benefits apply from date of purchase until expiration noted on the front of the card.
- Sew Creative Club membership! Check our monthly clubs section for a full list of benefits of the SCC membership!
- Register for *Sew from the Heart* "tuition" classes at NO CHARGE! Registration is ALWAYS required, even with the *Love to Sew Card*. Refer to schedule for applicable classes.
- Receive a 20% discount on all SFTH Seminars and Workshops.
- LTS cardholders receive a 15% discount **every day** on notions and accessory purchases. Discount good with card only!
- Special LTS Cardholder sale days.
- Our Love to Sew Card program is tailored to your schedule. Choose the plan that works best for you! 1 month is \$39.95, 3 months \$69.95 (save \$50), 6 months \$129.95 (save \$110) and the best value, 12 months \$199.95 (Save \$280). The best sewing education value in the Valley!

Class Prerequisites:

Please read the class description carefully. If the description lists a prerequisite, that is a requirement of the class. This is an important element of the class to maximize the learning environment for all class participants. Thanks for adhering to this policy!

Cancellation and refund policy:

We must make a commitment to our instructors one week prior to the start of each class. **Cancellations are required for all classes, seminars and workshops, including those registered with your Love to Sew Card.** Refunds will only be made for cancellations **ONE WEEK** or more ahead of the class start. If a class is cancelled due to insufficient enrollment, enrollees will receive a full refund. **Unless otherwise noted, a minimum of THREE STUDENTS are required for a class.**

If you are unable to attend class, even if you are a *Love to Sew Cardholder*, please notify us! Thanks!

Sewing Skill Levels:

- ♥ **Beginner:** Student has little or no sewing experience; intensive assistance required; techniques must be taught.
- ♥♥ **Confident Beginner:** Student has some sewing experience and general knowledge of their machine.
- ♥♥♥ **Intermediate:** Student has basic sewing skills, but needs assistance and demonstration of techniques.
- ♥♥♥♥ **Advanced:** Student needs little assistance with sewing. Role of instructor is in an advisory capacity focusing on technique, and design theory.
- ♥**All** **All:** No particular skill level is required. All students, from beginner to advanced, can successfully complete course content.

Computer Skill Levels:

- ☹ **Beginner:** Student has little or no computer experience; needs assistance with basic Windows operations.
- ☹☹ **Intermediate:** Student has basic computer skills and basic understanding of Windows operations: needs assistance with software tools and applications.
- ☹☹☹ **Advanced:** Student has very good computer competency. Role of instructor is in an advisory capacity.

We welcome any brand of machine in our classes. We also offer the use of our classroom machines. Please let us know at the time of registration if you would like to use one of our Bernina machines.

PLEASE NOTE: To insure you get the most out of class be sure to arrive early enough to get set up by the start time. Our classes are very full of inspiration and creativity and don't have "catch-up" time built in. If you are a few minutes late, you are welcome to join our class, take notes, observe, and go home inspired and ready to be creative.

Sew Creative Club (November - January)

November - Introducing...Julie Nash! Julie will share her sewing journey, from sewing for herself, to home décor, to quilts, to blogging, and even other needle arts and crafts. You will find much in common with Julie's journey! (Class #21794 Nov 3 10am-12pm)

December - Susie's Holiday Surprise! Come for our traditional December Sew Creative Club! You will make and take a fun holiday project and all you have to do is come! We provide the machines and supplies, you come and have fun. (Class #21848 Dec 1 10am-12pm)

January - Meet Carrie Bloomston! Carrie is the creator of SUCH designs, whimsical patterns to "Celebrate Your Inner Artist!" Carrie is a Graphic Artist that is now creating quilt and craft designs inspired by her young children. Carrie is a delight and you will love her new approach to sewing! (Class #21887 Jan 5 10am-12pm)

- SCC is open to sewing enthusiasts of all interests and experience. Owners of *all brands of machines* are welcome.
- SCC Club meets the first Thursday of every month at 10am to 12pm.
- Monthly programs are set in a lecture format designed to inspire sewing creativity with a broad range of topics. Make new sewing friends, bring show & tell for a special gift, and indulge in refreshments.
- SCC membership is included with your purchase of the *Love to Sew Card*. If you do not purchase the LTS Card, then the annual Membership for Sew Creative Club is \$75. The single non-member meeting fee is \$25. The minimum discount during your Club day is 20% off notions and accessories. Frequently, additional specials are made available to SCC members.



This is a new club being created especially for our 800 series customers. The time will be spent on new information, questions, special project ideas, and much more. Come and help us design this club to what you need. Look for more information on the website and in our e-mails. **Judy Danz**

Crazy 8s Club

Class #21795
Thurs Nov 3 1:30-4:30pm
Thurs Jan 5 2:00-4:00pm
Supply List Needed

Friday Night Stitchers

Susie Parker



Join us for a fun "open sew". Bring your UFOs or anything "sewing" that has you stumped! We will be there to help guide you - a FUN class designed to hone your sewing skills and make new sewing friends! ♥All

Tuition: \$30 each class
Fridays 6pm - 9pm
Nov 11 Class #21822
Dec 2 Class #21852
Jan 6 Class #21890

Bring your machine and sewing supplies!

American Sewing Guild

Our Mission



Come see what all the excitement is about and get your creative juices flowing. New ideas and tips every month. 1st Saturday of each month 10am - 12pm
Dec 3rd Jan 7th Feb 4

The mission of *Sew from the Heart* is to inspire the creativity of sewing enthusiasts of every interest and experience with *superior*.
 ♥ Sewing Products
 ♥ Educational Support
 ♥ Service with Smiles
 We believe in Sewing for the Love of It!



9180 E. Indian Bend Rd.
Scottsdale, AZ 85250
480-998-8886

Store Hours:

Mon, Wed, Thurs, Fri, Sat: 10 to 5
Tues: 10 to 8, Sun: Closed



*Friday & Saturday
October 21 & 22*



Meet the Teachers

Meet our outstanding teaching staff, see all the samples, and sign up for classes:

Saturday, January 21
2pm - 4pm

SFTH Specials for Nov-Feb

**Bernina
Super Saturday
October 22**

**Early Bird Sale
Saturday, Nov 19
7am-3pm**

**Bernina
Special Financing Day
Saturday, Dec 10**


**Family Shopping Day
Tuesday, Dec 20
10am-8pm**

**Please join us at the
Phoenix Sewing Show
January 26-28**

**All Workshops are 50% off
for LTS cardholders during
this newsletter!**

Basic Sewing Supplies

Here's what you should have in your "Basic Sewing Supplies".
Please let us know if you have any questions!



- ♥ Good quality fabric scissors
- ♥ 6" seam gauge or ruler
- ♥ Straight pins
- ♥ Needles for your machine
- Small scissors or thread snips
- Seam ripper
- Fabric marker
- Pen and paper for notes