

Spring 2011 Edition

Classes & Events Newsletter



Country Traditions

330 North Main
Fremont NE 68025
(402)721-7752

www.countrytraditionsonline.com



Education Coordination
Sue

Do something for your health, take a class!

Study after study shows that people who have close confidants have feistier immune systems, stronger cardiovascular health, and less depression and anxiety, not to mention the fact they have more fun!

Spending time with a buddy should be a no-brainer. But busy women, logging monster hours at work and maybe racing home to make dinner or get the kids to practice, often shove friendship to the bottom of the list. Chris Essex, co-director of the Center for Work and Family in Rockville, Md., says "If you have the right friends, they give you energy. Friends are a good stress-management tool. Busy people need a place to let their hair down and vent."*

So how can you carve out time for pals, and take care of your health at the same time?

Sign up for a Country Traditions class or attend one of our many Fun Events or Retreats. Get re-acquainted with an old friend, by inviting them along. This gives you a scheduled time to get together. By the time you settle in to class and begin stitching your new project, you will be old friends again. Want to make new friends who have similar interests as you, join us in the classroom. Quilting Friends are the most encouraging and supportive buddies around!

Do something good for your health, join us in the classroom! You'll be glad you did!

*<http://www.revolutionshealth.com/healthy-living/Friends-family>

Take a Class...Earn Class Cash!

Everyone profits when they learn. But Country Traditions makes it even more profitable. For every class you take in 2011, you will receive your registration fee back in "Class Cash." Bring in your complete project from class and receive more Class Cash! Use the cash during our Holiday Affair Auction at the end of the year for great gift and quilt items.



Country Traditions Events




February is National Embroidery Month!

Fall in Love with Embroidery

Visit the Purely Gates Trunk Show in the Gallery or Join us in the Country Tradition's Classroom as we embroidery our Wildflower quilt blocks

Country Traditions has formed a team for this years **Dodge County Relay for Life Walk.**

Join team "**Quilters for a Cause**", for a fun day of Quilting Friendship and Sewing as we make Patchwork Angel pins to benefit the cause.



Saturday, February 12:

(Please pre-register so we know how many to plan for)

National "Quilting Day" Celebration



National Educator: Linda Visnaw

How to Quilt Your Quilt:
March 17, (10:00 am-5:00 pm)

Doodling-All Over Quilt Designs
March 18, (10:00 am-5:00 pm)

Quilt As You Go Trapunto
March 19, (10:00 am-5:00 pm)

Class costs:\$74.99 each, (\$49.99 for CT PFAFF & Handi Quilter Machine Owners) + supplies. See shop for details



Square in Square Creator

Jodi Burrows

The Square in a Square Midwest Quilt Tour is making a stop at Country Tradition, join us for a live trunk showing, lecture, and demonstrations by Jodi herself.

Monday, March 21
(6:00 pm-8:00 pm)
Cost: \$9.99



Handi Quilter Truck Sale Event

The Handi Quilter Truck will once again be stopping by. Now, is the time to get your New Handi Quilter system!

Country Traditions

330 North Main
Fremont NE 68025
(402)721-7752

www.countrytraditionsonline.com

Spring 2011 Edition

Classes & Events



Country Traditions

330 North Main
Fremont NE 68025
(402)721-7752

www.countrytraditionsonline.com

Class Policies

Country Traditions Class Policies: Reservations are required for all classes, clubs & events. **PAYMENT IS REQUIRED AT THE TIME OF REGISTRATION TO HOLD YOUR PLACE IN CLASS.** Complete class supply lists will be given when you register for the class. Classes require three or more students for the class to be held. If the class is cancelled by Country Traditions due to low enrollment, your class fee will be refunded. If the class is postponed due to weather the class will be rescheduled. So that we may commit to our teachers, sorry there is NO refund if you cancel. Please check class dates and your own calendar carefully before registering. If an emergency occurs, you can send a friend in your place. A sewing machine is required for most classes, you are welcome to reserve our Classroom Models, please arrive early for class so we can review how it works with you. Due to copyright laws, if the class requires a pattern or book, each student is required to purchase one. Samples of class projects are on display at the store. Students are encouraged to purchase their class project supplies from Country Traditions. In appreciation, Students purchasing supplies from Country Traditions will receive a 20% discount on their class supplies. Gather your friends and sign up today! You'll have so much fun!

Feathered Star

The feathered star is a traditional but very detailed block. Learn how to make this beautiful star with all its sharp points by using the paper piecing technique.

Skill Level:
Beginners

Instructor: Sue

Cost: \$19.99+
pattern, fabric,
& supplies



Thursday, January 13
6:00 pm-9:30 pm

Winner's Bouquet

These gentle curves are fun and easy to sew with the templates included with the pattern! This quilt is ideal for all types of fabrics: 30's Batiks, and Reproductions.

Instructor: Scott

Skill Level:
Beginners w/
piecing experience

Cost: \$29.99+
pattern, fabric,
& supplies



Saturday January 15
10:00 am-4:30 pm


Reflections

This rich quilt with a lush-looking texture just glows. It will add an electrifying accent on a wall or hanging over a couch. Learn how to piece one block and then play with sashing and layout.

Skill Level
Beginners
with piecing
experience

Instructor: Sue

Cost: \$19.99+
pattern, fabric,
& supplies



Thursday, January 20
6:00 pm - 9:30 pm

Projects in Progress

Is your stack of unfinished projects growing? Need some quality sew time? Bring in your unfinished project or start a new one. An instructor will be available for assistance. Grab a friend or two and just enjoy the day sewing together.

Instructor: Cathy M

Skill Level:
Everyone

Cost: \$9.99+
your projects
& supplies



Saturday, January 22
10:00 am- 4:30pm


Rangely Stars

The featured star in this quilt looks challenging, but, using the Tucker Trimmer Tool and the techniques taught in class, it becomes simple and manageable by all.

Instructor: Sue

Skill Level:
Beginners w/
piecing experience

Cost: \$19.99+
pattern, fabric,
& supplies



Thursday, January 27
6:00 pm-9:30 pm

Venetian Tile

Create the feeling of the Old World with a quilt reminiscent of the Old Tile Floors of Venice. Learn how easy it is to use the X-Block Ruler to convert a simple nine patch block into a work of art.

For: Beginners w/
piecing experience

Instructor: Mary

Cost: \$19.99+
pattern, fabric,
& supplies



**New
class
Time!!!**

Friday, January 28
10:00 am-1:30 pm

Diamond Log Cabin

Take your paper piecing to the next level with this variation of a Log Cabin Star. With shades of lights and darks, your circles and points really stand out. Our class will teach you all the ins and outs of forming your own spectacular star!

Instructor: Mary

Skill Level: Intermediate with Paper Piecing experience



Cost: \$19.99+
pattern, fabric,
& supplies

Thursday, February 3
6:00 pm -9:30 pm

Machine Applique

Want to add pizzazz to your quilt? Do you admire quilts with appliqué and get overwhelmed? Enroll in this small wall hanging class and you will learn several tips and techniques to embellish your quilts, towels, clothing, and more!

Instructor: Sue

Skill Level: Beginners

Cost: \$19.99+
book, fabric, &
supplies



Thursday, February 10
6:00 pm -9:30 pm

Sew Pretty In Bloom

This simple charm pack apron will impress your dinner guests with its quilting and colorful strips. The flower also adds some whimsy.



Instructor: LuAnn

Skill Level: Beginners
with piecing knowledge

Cost: \$19.99+
pattern, fabric,
& supplies

Friday, February 11
10:00 am -1:30 pm



Quilt for a Cause

Want to help make a difference & actually have fun doing it? Join us for a day of quilting and embellishing our "Angel Pins." The pins will be sold at the store with proceeds benefiting Relay For Life sponsored by the American Cancer Society

Instructor: Mary

Skill Level: Everyone

Cost: \$9.99
(receive \$9.99 back in appreciation bucks when 10 angels are completed.)



Saturday, February 12
10:00 am -4:30pm

Dearest Friend

A very detailed quilt made easy using a large X-Block Tool with its coordinating mini tool. As with most X-Block patterns, don't throw your cuttings away. They are used to make the border and an extra little project of a trivet or hot pad!



Instructor: LuAnn

Skill Level: Beginners
w\ piecing experience

Cost: \$19.99+
pattern, fabric,
& supplies

Thursday, February 17
6:00 pm -9:30 pm

Wildflower

Have Wildflowers blooming in your sewing room while creating this simple embroider machine Applique project. Learn some new techniques that will make machine embroidered applique even easier.

Instructor: Scott

Skill Level: Beginning
Machine Embroidery

Cost: \$29.99+
embroidery design,
fabric, & supplies



Saturday, February 19
10:00 am -4:30 pm

Stash Buster Rugs

Crocheting colored strips of fabric on a large crochet hook can create lovely accents for your home. You will learn different techniques to join your fabric strips to create "yarn". Don't know how to crochet? You will learn the crochet stitches you need to complete the project.



Instructor: Lida

Skill Level: Beginners

Cost: \$19.99+
book, fabric, &
supplies

Thursday, February 24
6:00 pm-9:30 pm

Mariner's Compass

A Mariner's Compass block is one of the most intricate with all its rays and points. Learn to achieve those nice sharp points using the paper piecing technique. This is a great project for those who have never paper pieced before!



Instructor: Sue

Skill Level:
Beginner w/
piecing experience

Cost: \$19.99+
pattern, fabric,
& supplies

Friday, February 25,
10:00 am-1:30 pm



Eldon

This beautiful design is an example of a string quilt, which is perfect to use all of your scraps fabric strips. Careful arrangement of color and using templates for a high level of accuracy provide a combination in this quilt that delivers stunning results.

Instructor: Valerie

Skill Level:

Intermediate-
Advance

Cost: \$29.99+
pattern, fabric,
& supplies



Saturday, February 26
10:00 am-4:30 pm

Whirly Bird

This Class will teach you the easy way to make hexagon blocks then choose from endless ways to lay out the design. Whether you want to do a quilt or table runner it can be done in the class using the 60 degree ruler.



Skill Level
Beginners w/
piecing experience

Instructor: Mary

Cost: \$19.99+
pattern, fabric,
& supplies

Thursday, March 3
6:00 pm- 9:30 pm

In a Pickle

This quilt was designed specifically for experienced quilters who want to make a quilt that will be stunning in any setting. This elegant quilt will surely be a treasure for generations to come.

Instructor:
Valerie

Skill Level:
Intermediate
to advanced

Cost: \$59.99+
fabric, &
supplies




Saturday, March 5 & 26
10:00 am- 4:30 pm

Star Light/Star Bright

This lovely star can be created from one fat quarter and scraps from your stash. It makes a great gift! In this class you will be able to finish the top and perhaps even begin to quilt your star. Come and join the fun!!!

Skill Level:
Beginners

Cost: \$19.99+
pattern, fabric,
& supplies



Instructor: LuAnn Ehmcke

Thursday, March 10
6:00 pm-9:30 pm

Victorian Table Runner

Step into the next dimension and look at the beautiful Victorian Table Runner. Find out that piecing a curved block is as easy as sewing a straight line.



Skill Level:
Beginner w\
piecing experience

Instructor: Sue

Cost: \$19.99+
pattern, fabric,
& supplies



Friday, March 11
10:00 am-1:30pm

Tumbling Blocks

This is a fun class to learn how to do tumbling blocks without the Y-Seams. The 3-D effect makes for a fun quilt in any color way.

Instructor:
Mary

Skill Level:
Beginners w\
piecing experience

Cost: \$29.99+
pattern, fabric,
& supplies



Saturday, March 12
10:00am -4:30 pm

Flower Bowl Embellishment

Explore new embellishment techniques while creating the three dimensional bowls. Four bowl shapes are included in the pattern. We will "play" with the Angelina Fibers, decorative threads, beads, and other embellishments.

Instructor: Sue



Skill Level:
Beginners w\
knowledge of their
machine

Cost: \$19.99+
pattern, fabric,
& supplies

Thursday, March 17
6:00 pm-9:30 pm

Beginning 101

This class is for the beginning quilt maker or for those who want to improve their basic skills. During the class you will learn all the basic techniques needed to begin your quilting career!

Instructor: Leslie

Skill Level:
True Beginners

Cost: \$59.99+
fabric, &
supplies



Thursdays March 17,24,31
April 7,14 6:00 pm-9:30 pm

Anvil Magic

This pattern turns the basic anvil block into something extraordinary, just by cutting corner triangles from the block and replacing them with easily pieced segments! The pieced border is also made easily using this technique.

Instructor:
LuAnn

**For: Beginners w\
piecing experience**

Cost: \$19.99+
pattern, fabric,
& supplies



Thursday, March 24
6:00 pm-9:30pm

Projects in Progress

Is your stack of unfinished projects growing? Need some quality sew time? Bring in you unfinished project or start a new one. An instructor will be available for assistance. Grab a friend or two and just enjoy the day sewing together.

Instructor:
Cathy M.

Skill Level:
Everyone

Cost: \$9.99+
your projects
& supplies



Saturday March 26
10:00 pm-4:30 pm