

*WINTER SPRING  
2012 BOOKLET*



***GINGER ROSE BLOCK OF THE  
MONTH***

***See Page 15 for details***

BEGINNERS.....3  
COMMUNITY SERVICE.....6  
CLUBS.....7  
THIMBLEBERRIES.....11  
QUILTING CLASSES.....12  
EMBROIDERY CLASSES.....18  
SPECIALTY/TECHNIQUES.....20

***REGISTRATION INFORMATION***

***SIGN UP EARLY AS CLASSES FILL QUICKLY!***

You may register for classes at the store, or by phone, 262-554-8708. Payment must be made no later than one week prior to the class. Most classes have a student limit, classes will be filled on a first paid basis.

Supply lists should be picked up at the store. We will be happy to assist you in gathering all the necessary materials for your class.

You must cancel at least one week in advance to receive a refund in the form of a store credit. No credit for no-shows.

### **BASIC HAND APPLIQUE and/or HAND PIECING BARBARA VALLONE**

This class will teach the basics of needle turned appliqué and hand piecing. You may do both or just one. Either method is great for small projects you can carry and work on ANYWHERE!

*Tuesday, February 21*

*1:00pm to 4:00 pm OR 5:00pm to 8:00pm*

*\$24.00*

### **BEGINNING QUILTING ~ CUTTING & PIECING SIMPLE BLOCKS & QUILTS BARBARA VALLONE**

This is a good class for brand new quilters who have NEVER used a rotary cutter or made a quilt block, however, each student MUST be comfortable using their sewing machine. Learn the basics of rotary cutting, and quilt block piecing, plus how to put a simple project together. Students will piece a small table runner or wall hanging in class with some homework.

*Thursdays, February 2 & 16*

*1:00pm to 4:00 pm OR 5:00pm to 8:00pm*

*OR Saturdays, February 11 & 25 10:00am to 1:00pm*

*OR Tuesdays, April 3 & 17 10:00am to 1:00pm*

*\$48.00*

### **BEGINNING MACHINE APPLIQUE SANDY SCHOETTLER**

In this 2 Hour class, you will learn how to set your machine for the satin stitch. You will also learn how to use fusible web. Then you will practice satin stitching around different shapes on scrap fabric.

*Wednesday, April 11*

*5:30pm to 7:30pm*

*\$16.00*

### **BEGINNING PAPER PIECING MARSHA TOSHNER**

If you can sew a straight line, you can learn to paper piece! This technique allows you to accurately piece tiny pieces and sharp points. Great for beginning quilters as well as those more advanced. Foundations provided in class – hearts OR flowers.

*Wednesday, February 29 10:00am to 1:00pm*  
*OR*

*Tuesday, March 6 5:00pm to 8:00pm*  
*\$24.00*

### **MACHINE BASICS DIANE RUSCH**

Are you: New to sewing? Have you: Sewn in the past and now have a renewed interest in sewing? Do you: Have a new machine or a machine you haven't used for some time?

Participants will become familiar with the mechanics of the sewing machine. They will put to use what they've learned by constructing 3 projects: a pillowcase, scissor caddy and a pin-cushion.

*Wednesday, January 25 4:00pm to 8:00pm*  
*OR*

*Wednesday, February 8 4:00pm to 8:00pm*  
*OR*

*Saturday, February 25 10:00am to 2:00pm*  
*\$32.00*

### **BEYOND MACHINE BASICS PART ONE DIANE RUSCH**

This is a hands-on lecture/demonstration class. Let's take the fear and mystery out of how to install a zipper in a project. Participants will sew 3 different zipper applications. Other topics will include: how to apply ribbing to a neckline, hemming, and how to apply elastic in a waistband.

*Tuesday, February 28  
10:00am to 2:00pm OR 4:00pm to 8:00pm  
\$32.00*

### **BEYOND MACHINE BASICS PART TWO DIANE RUSCH**

We will continue to increase our sewing skills. This class is a lecture/demonstration and hands-on. You will need your sewing machine (please make sure it is in good working order) and instruction book for your machine. We will work on creating samples for the following:

- Buttonholes (buttonhole foot)
- Blind hem (blind hem foot)
- Notched turtleneck collar
- Lettuce edge neck application

*Wednesday, March 21  
5:00pm to 8:00pm  
OR  
Friday, March 23  
1:00pm to 4:00pm*

*\$24.00*

**HUGS FOR KIDS  
DONNA SCHAUF**

Pack up your machine and join us on one or more of the dates listed below. Patterns, fabric, & accessories are all provided for these quick and easy-to- assemble stuffed animals. These delightful little critters bring needed comfort to children in traumatic situations.

Wednesday, February 8 9:30am to 2:00pm  
Wednesday, March 14 9:30am to 2:00pm  
Wednesday, April 11 9:30am to 2:00pm

***NO CHARGE***

\*\*\*\*\*

**QUILTS FOR SOLDIERS  
NANCY LARSON**

Quilts for Soldiers is a quilt making workshop to provide quilts for service members in V.A. hospitals, and children of soldiers. We ask that you bring your machine, rulers, thread, and all the usual quilting supplies. If you don't have some of these, we will have these, too. Donated fabric is available OR you may bring any fabric selection of your choice. Anyone interested in a contribution of fabric may also do so. You can contact Nancy Larsen at 637-5275 with any other questions.

*Friday, February 17  
Friday, March 16  
Friday, April 20*

*1:30pm TO 4:30pm*

***NO CHARGE***

**DOLL CLUB  
ANN GEDEMER**

Do you know someone who enjoys playing with the popular 18" doll or the 15" baby doll? We can help you keep them dressed. Sew outfits for them and have a treat while doing it. We meet the Third Thursday morning or the Wednesday evening before.

*Wednesday, February 15 6:00pm to 8:00pm*  
*OR*  
*Thursday, February 16 10:00am to 12:00pm*

*Wednesday, March 14 6:00pm to 8:00pm*  
*OR*  
*Thursday, March 15 10:00am to 12:00pm*

*\$8.00 PER SESSION*

**GROOVY GIRLS CLUB  
ELAINE LINN AKA HEAD GROOVY GIRL**

Let the fun continue! Groovy Girls Club members will have an exciting spring with three great classes and the usual club fun. Each meeting features a simple exciting project to make that night, a new recipe that yes, we will be enjoying and fantastic door prizes. You won't want to miss out. **February** will feature some **creative appliqué ideas** and **patterns**. In **March** we will make a **Diva Jewelry Tote**. The fun continues in **April** with a **6 minute circle**. NEW this semester will be day or evening meetings. Come join us for some Groovy Fun!

*Monday, February 13*  
*Monday, March 5*  
*Tuesday, April 16*  
*10:00am to 12:00pm or 6:00pm to 8:00pm*

*\$10.00*

**EMBROIDERY CLUB  
PATTIE OTTO**

Each session of Embroidery Club is full of embroidery designs, projects and ideas that can be used on garments, home dec, kid stuff and more. You will receive full color direction sheets for several projects as well as original designs on a diskette or your own flash drive in your particular machine's format. No need to download from the Internet or convert designs. During this fun lecture-demo class you will also learn helpful hints on embroidering and hooping techniques, stabilizers, marking and new products. Bring your own projects for "show and tell" and there always a chance to win a door prize. Classes meet three times every other month with a morning, evening and weekend session for your convenience. Your teacher is Pattie Otto from Great Copy Patterns

|                              |                         |
|------------------------------|-------------------------|
| <i>Saturday, February 18</i> | <i>10:00am to Noon</i>  |
| <i>Monday, February 20</i>   | <i>6:30pm to 8:00pm</i> |
| <i>Tuesday, February 21</i>  | <i>10:00am to Noon</i>  |

|                         |                         |
|-------------------------|-------------------------|
| <i>Saturday, May 19</i> | <i>10:00am to Noon</i>  |
| <i>Monday, May 21</i>   | <i>6:30pm to 8:00pm</i> |
| <i>Tuesday, May 22</i>  | <i>10:00am to Noon</i>  |

|                          |                         |
|--------------------------|-------------------------|
| <i>Saturday, July 21</i> | <i>10:00am to Noon</i>  |
| <i>Monday, July 23</i>   | <i>6:30pm to 8:00pm</i> |
| <i>Tuesday, July 24</i>  | <i>10:00am to Noon</i>  |

***Class fee is \$20 for one month or save  
and sign up for  
3 bi/monthly sessions for \$50***

**PATCHWORK PARTY  
KARIN JANSSEN-POTTER**

Karin is busy as a bee gathering new tips, techniques, new and advanced quilting information, fabrics, and tools for the 2012 Patchwork Party season. Small projects and short block of the month projects will be focused on. Professional speakers will be coming in to give small lecture/demos, and will be eager and willing to answer all your quilting questions. Are you thinking of trying your hand at quilting? Beginners, intermediate, and advanced quilters are welcome. Show & Tell is shown every month, so please come and share your creations with all of us.

*Monday, February 6*

*10:00am to Noon or 6:00pm to 8:00pm*

*AND*

*Monday, March 12*


*10:00am to Noon or 6:00pm to 8:00pm*

*AND*

*Monday, April 9*

*10:00am to Noon or 6:00pm to 8:00pm*

*\$10.00 per session*





# THIMBLEBERRIES®

## **THIMBLEBERRIES CLUB 2012 PATTERN PARTY Karin Janssen-Potter**

FAST AND FUN!! That is the theme of this years Thimbleberries Club! You will have an opportunity to create at least four projects with a choice of four color-ways! The projects are smaller and you will be able to finish one projects per quarter! The signup sheets are eagerly waiting for your name, and the kitchen is open and ready to start preparations for each months Thimbleberries recipe that we serve. All new books, patterns, kits and fabrics from Thimbleberries will be at your disposal for viewing and purchasing. This year we are also offering a stitchery sampler. This project can be done by hand or machine. Let Karin show you how. Hands-on demos will be presented and Show & Tell will be conducted. A chair is waiting for you, so pack up that sewing machine, grab YOUR Show & Tell and haul your enthusiasm over to our classroom and become a member of one of the neatest clubs.

**Wednesday, February 1**

*10:00am to 1:00pm OR 5:00pm to 8:00pm*

**Saturday, February 4**

*10:00am to 1:00pm*

**Wednesday, March 7**

*10:00am to 1:00pm OR 5:00pm to 8:00pm*

**Saturday, March 10**

*10:00am to 1:00pm*

**Wednesday, April 4**

*10:00am to 1:00pm OR 5:00pm to 8:00pm*

**Saturday, April 14**

*10:00am to 1:00pm*

*PLUS KIT COST*



# STRIP THERAPY

COME STRIP WITH US!

ALL YOU NEED IS A JELLY ROLL  
(OR (40) 2 1/2" STRIPS OF YOUR  
FAVORITE FABRICS) AND A SEWING MACHINE  
TO MAKE A QUILT TOP IN ONE HOUR!!

JOIN US FOR A FUN, FAST AND  
AFFORDABLE WAY TO MAKE A QUILT TOP IN  
ONE NIGHT.

WE'LL HAVE PIZZA, WINE PUNCH AND PLAY  
STRIP GAMES!! YOU COULD GO  
HOME WITH ENOUGH JELLY  
ROLL STRIPS TO MAKE AN-  
OTHER QUILT! YOU NEVER  
KNOW WHAT YOU WILL WIN  
IN OUR SPECIAL DRAWING!!!



FRIDAY, FEBRUARY 24

DON'T MISS THIS FUN  
FILLED EVENING!!

5:00PM TO 8:00PM

\$25.00 INCLUDES DINNER

**OLD GLORY!  
KARIN JANSSEN-POTTER**

**BE READY TO WOW YOUR FRIENDS AND FAMILY THIS  
FOURTH OF JULY YOUR OLD GLORY FLAG QUILT!**

Each month you will receive two new block patterns and by the end of June you will have everything you need to finish this spectacular flag wall quilt. Pull from your stash or let us coordinate this patriotic project for you!

**RECEIVE A SPECIAL FABRIC DICOUNT COUPON  
AT THE FIRST CLASS!!**

This class meets monthly:

Thursday, February 23

And

Thursday, March 22

And

Thursday, April 26

And

Thursday, May 24

And

Thursday, June 28

10:00am to 11:00am

OR

5:00pm to 6:00pm

\$12.00 per session

**PRICE INCLUDES CLASS AND PATTERNS!!**



**SPRING BUS TRIP  
ORIGINAL SEWING & QUILT EXPO  
AND IKEA**

**MARCH 23, 2012**

**VISIT THE QUILT SHOW ALL  
DAY**

**(10:00AM TO 5:30PM)**

**OR**

**VIEW THE QUILT SHOW**

**(10:00AM TO 1:00PM)**

**AND**

**JOIN US AS WE VISIT IKEA**


**(FROM 1:00 TO 5:00)**

**7:30 COFFEE AND KRINGLE**

**8:00 LEAVE SEW 'N SAVE**

**5:30 LEAVE SHAUMBURG**

**\$45.00 PER PERSON**



**INCLUDES  
TRANSPORTATION,  
QUILT SHOW  
ADMISSION  
AND PARKING.**

**GINGER ROSE BLOCK OF THE MONTH  
KARIN JANSSEN POTTER**

Nancy Murty of Bee Creative Studio has designed the fabric and pattern to make Ginger Rose, an 8-part sampler quilt that mixes old-fashioned florals with contemporary graphic prints in colors that capture the beautiful colors of nature on a late summer or early autumn day. The finished quilt will measure 73" x 90". Along with the main pattern you also get bonus patterns each month to allow you to create other projects – table toppers, lap quilts and runners.

*Wednesday, February 29*  
*Wednesday, March 21*  
*Wednesday, April 25*  
*Wednesday, May 30*  
*Wednesday, June 20*  
*Wednesday, July 25*  
*Wednesday, August 15*  
*Wednesday, September 19*

*10:00am to 11:00am*  
*OR*  
*5:00pm to 6:00pm*



**COST OF KIT INCLUDES:  
PATTERN, CLASS FEE, QUILT TOP FABRIC  
& BINDING.**

**QUILT SIZE: 73" x 90"**

**PAY IN FULL AND SAVE!**

**PAID IN FULL: \$183.00 \_\_\_\_\_**

**(PAYMENT IN FULL REFLECTS A 15% SAVINGS)**

**MONTHLY INSTALLMENTS \_\_\_\_\_**

**(\$25.50 PER MONTH)**

### **BASIC CIVIL WAR QUILT BARBARA VALLONE**

This class is for the Civil War fabric collectors to help them use those wonderful fabrics. Students will make 24 simple 4 Patch blocks at home and then exchange them in class for a unique scrappy and simple Civil War quilt. Supply list will give directions for making simple 4 Patch blocks.

Tuesday, March 6  
10:00am to 1:00pm OR 5:00pm to 8:00pm  
\$24.00

### **BORDER STRIPE PLACE MATS MAUREEN KURHAJEC**

Starting with a border stripe fabric, these place mats go together in a jiffy yet look like you've spent a lot more time piecing them. The class will include template making, piping ideas, quilting with decorative stitches and coordinating napkins to make these a perfect addition to your table.

Wednesday February 29 5:00pm to 8:00pm  
\$24.00

### **FREE MOTION QUILTING FOR CHICKENS PART 1 JENNIFER JANZER**

Are you afraid to free motion quilt? Did you try it once and that was enough? Well it's time to try again! Learn some unconventional machine settings, then practice free motion designs you never thought you could quilt. Your confidence will grow by the minute with the right tools and tips!

Please confirm that you can change the presser foot tension on the sewing machine you will bring to class, and that you are already comfortable sewing with this machine, before signing up for class.

Thursday, February 9 5:00pm to 8:00pm  
OR  
Tuesday, April 17 1:30pm to 4:30pm  
\$24.00

### **FREE MOTION QUILTING FOR CHICKENS PART 2 JENNIFER JANZER**

**Prerequisite:** Free Motion Quilting for Chickens Class.  
If you took the Free Motion Quilting for Chickens class and felt comfortable, maybe even confident, with the techniques taught, then Part 2 is just for you. You'll use free motion quilting patterns to complete a take-home project worthy of being displayed on your wall.

*Wednesday, March 28 5:00 pm to 8:00 pm*  
*\$24.00*

### **MAKING BLOCKS AND PIECING THE TOP BARBARA VALLONE**

This is a good class for any quilter who wants to learn how to choose fabrics, accurately piece quilt blocks, and decide what to do with these blocks. Students will piece three or four blocks of three different patterns and will use these nine or twelve blocks to piece their tops in the last class.

*Thursdays, March 15 & 29, and April 5 & 12*  
*5:00pm to 8:00pm*  
*\$96.00*

### **SENSATIONAL MACHINE QUILTING CHRIS KOSCHNITZKE**

You've heard about it, now come and try it! Even if you've taken Chris's class before, this is a whole new ball game! Yes, we will cover the basics, grid, channel, echo, stitch in the ditch – but that's where we kick off the dust and really crank it up. Eye balls, bananas, Le border, spirals, feathers, too much to mention! **MUST HAVE:** a free motion foot AND a walking foot to take the class.

*Saturday, February 11 9:30am to 3:00pm*  
*OR*  
*Monday, March 5 11:30am to 4:30pm*  
*\$44.00*

### **SIZZLIN' SIXTIES MAUREEN KURHAJEC**

Strip pieced hexagon blocks made easy!" Heather Peterson's method is just that and with the new 60 degree double strip ruler it's even faster. Once you've made the blocks, there are endless setting options and NO "Y" seams.

*Thursday April 5  
5:00pm to 8:00pm  
\$24.00*

### **UNIVERSAL PANEL PATTERN BARBARA VALLONE**

Most of us have at least one panel we bought because it was just so cute and then it sits in the "stash heap" because we don't know what to do with it! Choose a panel and add three (or more) fabrics then come to class and make this quick and easy quilt plus learn how to do this with ANY panel.

*Tuesday, March 27  
10:00am to 1:00pm OR 5:00pm to 8:00pm  
\$24.00*

### **X BLOCK MAUREEN KURHAJEC**

This fabulous little ruler will make you look like a star quilter. It only looks complicated. Starting with simple strip sets (straight cuts and straight seams) you create your quilt blocks, then with the "cutoffs" create the border, a runner or a second quilt. Choose your pattern: Mo's Basket, Topsy Twosy or Thornton.

*Thursday March 8  
5:00 to 8:00PM  
\$24.00*

### **HOW 2'S OF EMBROIDERY ANN GEDEMER AND DEBBIE VITE**

Let Ann and Deb show you or renew your knowledge of the  
how 2's of embroidering  
Monthly classes \$16.00 each

#### ***February: Placement of Sweatshirt or T-Shirt***

*Tuesday, February 14*

*10:00 am to 12:00pm*

*2:00 pm to 4:00 pm*

*6:00pm to 8:00 pm*

#### ***March: Lace Basket***

*Tuesday, March 13*

*10:00 am to 12:00pm*

*2:00 pm to 4:00 pm*

*6:00pm to 8:00 pm*

#### ***Finishing Your basket***

*Tuesday, March 20*

*2:00 pm to 3:00 pm*

*6:30pm to 7:30 pm*

#### ***April: Purse in the Hoop***

*Tuesday, April 10*

*10:00 am to 12:00pm*

*2:00 pm to 4:00 pm*

*6:00pm to 8:00 pm*

### ***REMEMBER!!!***

If there is a class you want but the time is wrong,  
let us know. We only need three people to  
schedule a class at a different time.

## 5D SOFTWARE CLUB MARLENE PERKINS AND DEBBIE VITE

Debbie and Marlene will show you what's **New** with the 5D Software and show you new ways to work with your software.

**Monday, February 27**

2:00pm to 4:00pm or 6:00pm to 8:00pm

**Monday, March 26**

2:00pm to 4:00pm or 6:00pm to 8:00pm

**Monday, April 30**

2:00pm to 4:00pm or 6:00pm to 8:00pm

\$16.00 per session

## 4D/5D ORGANIZER MARLENE PERKINS AND DEBBIE VITE

**ATTENTION:**

**VIKING DIAMOND, RUBY AND SE OWNERS**

The absolute basic of your 4D or 5D Organizer program! Debbie and Marlene will walk you through step by step. To unleash and expand on the simplicity of the software tools included with any of these models.

Wednesday, February 22 6:00pm to 8:00pm

\$16.00



### **IS IT YOUR BIRTHDAY?**

Receive a Schmetz assortment needle pack  
(up to \$4.99)

AND

20% off your ENTIRE purchase of regularly priced  
merchandise the week of your birthday!

One visit only.

### **HAPPY BIRTHDAY TO YOU!**

Some exclusions apply. See store for details.

### **EGGS ON PARADE SANDY SCHOETTLER AND MARY ANN FEHL**

These are the cutest Easter Eggs - GREAT for any Easter basket. They are 3 dimensional wool appliquéd Easter eggs. Mary Ann Fehl will teach the appliqué technique by Hand or by Sandy Schoettler by Machine

*Thursday March 1  
5:00pm to 8:00pm  
\$24.00*

### **GARDEN WALL QUILT USING YOUR MACHINE DECORATIVE STITCHES SANDRA KRUPPSTADT**

Would you like to do more with your machine decorative stitches? Well now you can! Students will learn how to make flowers, ferns, grasses, leaves and even weed with these stitches. You will design your very own fantasy garden wall hanging. Knowledge on how to use your stitches is necessary. Come and learn a fun new technique.

*Thursday, March 8 and 15  
2:00pm to 4:00pm  
\$32.00*

### **NEEDLE FELTED JACKET SANDY SCHOETTLER**

Needle felting is so easy! Join Sandy for the fun of designing your own jacket. You can use the Needle felting tool or a Needle felting machine. You will be given the directions for a 3 dimensional wool beaded flower pin that is on the jacket. It will be demonstrating in class. Don't miss this for something different.

*Saturday March 3  
9:30am to 11:30am  
and  
Saturday March 17  
9:30am to 12:30pm  
\$40.00*

**YOU LIGHT UP MY LIFE  
CREATIVE LAMPSHADES  
KARIN JANSSEN-POTTER**

When looking around the store you will see many embellished lamps and lampshades. Now you can make your own. Bring in a lamp and/or lampshade that you want to embellish. Karin will help you create a one of a kind decorator lamp what won't break the bank.

*Thursday, April 19  
5:00pm-8:00pm  
\$24.00*

**NORTHWOODS TABLE MAT  
SANDY SCHOETTLER AND MARY ANN FEHL**

Make this wool appliqué tablemat and have it out all winter. Or leave it up all year at your Northwoods Cabin. It is covered with Pinecones, Berries and Pine boughs for a real homey feel. Mary Ann Fehl will teach the appliqué technique by Hand or by Sandy Schoettler by Machine.

*Thursday February 16  
5:00pm to 8:00pm  
\$24.00*

**SPRING BIRDS  
SANDRA KRUPPSTADT**

Let's celebrate Spring and make an imaginary 3-D fanciful bird. They make cut decorations for any room in your house. You will learn how to sew stuff and make your bird stand. Choose any fabric you like to make this whimsical bird. Fun for all who love to sew.

*Saturday, April 21  
10:00am to 2:00pm  
\$32.00*

### **THE GREAT WRAP JACKET ELAINE LINN**

It's a jacket! It's a scarf! It's The Great Wrap Jacket!! You are just 4 seams away from completing this versatile fashion statement. It is a must have for those in-between seasons, special occasions or chilly plane rides. Sign up today so you are not left out in the cold.

*Tuesday, April 17  
5:00pm to 8:00pm  
\$24.00*

### **THE MAGICAL EXPANDABLE TOTE BAG ELAINE LINN**

Never worry again about how you are going to transfer all of those new found goodies home from a shopping spree or vacation. This bag goes from a fashionable tote to almost double its size in seconds. This bag will give a whole new meaning to "shop till you drop".

*Thursday, March 8  
10:00am to 2:00pm  
OR  
4:00pm to 8:00pm  
\$32.00*

### **VICTORY BAG PURSE SANDY SCHOETTLER**

The pattern has 2 choices. You can make either in the class. Sandy will be teaching zippered inner pockets on this one.

*Monday April 2 and 23 6:00pm to 7:30pm  
\$24.00*

**WHAT YOU CAN DO WITH A SWEATSHIRT  
SANDY SCHOETTLER**

You won't need a pattern for this vest. or jacket. We will piece the front & back out of a cotton fabric. Then, attach it to a sweatshirt. You can either make it into a vest or a jacket. Pre-requisite: You must have the sweatshirt cut when you come to class. If you don't know how contact Sandy for a one on one.

*Saturday March 3 11:45am to 2:45pm  
and*

*Saturday March 17 12:45pm to 2:45pm  
\$40.00*

***SLEEP IN YOUR OWN BED RETREAT***

**March 9, 10 and 11, 2012**

**Retreat Hours:**

***Friday 10:00am to 8:00pm***

(light dinner provided)

***Saturday, 9:00am to 6:00pm***

(lunch provided and dinner on your own)

***Sunday, 10:00am to 4:00pm***

(light lunch provided)


***Munchies, Special Discounts and Prizes!***

Retreat Cost \$55.00 for the weekend

Or \$25.00 per day

**SPECIAL EVENT!!**  
**TRUNK SHOW**  
**AND WORKSHOP**  
**April 18, 2012**

Joan Hinds of Fancywork and Fashion will bring her extensive trunk show of her books and patterns designed for 18" dolls.



See all the garments she has designed for your favorite dolls ranging from stylish current fashions to fairytales to dress clothes. Girl-sized garments with matching doll clothing from her book "All Dolled Up" will also be shown.

**TRUNK SHOW**

**10:30AM TO 11:30AM**

**AND**

**6:00PM TO 7:00PM**

**\$10.00**

**THE WORKSHOP** will include new doll clothing including hand-made shoes. The class will use some of the techniques shown in her new book which is still under construction (release date is Dec. 2012). Get a sneak peak of her latest doll clothing ideas!

**1:00PM TO 4:00PM**

**\$25.00**

**TRUNK SHOW AND WORKSHOP COMBO PRICE:**

**\$30.00**

**Elmwood Fabric Gallery**  
**at Sew 'n Save**

3701 Durand Ave.  
 Suite 335  
 Racine, WI 53405  
 (262) 554 - 6445  
 www.sewnsaveofracine.com

**Store Hours:**  
*Monday & Wednesday :*  
 10:00am to 8:00pm  
*Tuesday, Thursday & Friday:*  
 10:00am to 6:00pm  
 (Unless a class is being held; please call)  
*Saturday:*  
 9:30am to 3:00pm  
**CLOSED SUNDAY**