



Stash Away Quilt Shoppe



8388 Elmer Hill Road

Rome, New York 13440

315.533.7611 stashaway@gmail.com

www.stashawayquiltshoppe.com

Shoppe Hours ...



Monday ~ **CLOSED**

Tuesday 10:00am-4:00pm

Wednesday 10:00am-9:00pm

Thursday 9:30am-8:00pm

Friday 10:00am-7:00pm

Saturday 10:00am-6:00pm

Sunday 11:00am-5:00pm

Owner: Lynn Robinson

Staff: Margaret Weissmuller, Carol Cadrette,
Cathy Murphy, Paula Hosley



Sit. Sew. Stay.

JULY ~ AUGUST ~ SEPTEMBER, 2011 ISSUE

A note from Lynn ...

I hope that all your summer plans are in place & you are ready to enjoy the warm weather.

*We are holding a Christmas in July Sale, July 5th-July 10th, many sales & specials along with some Christmas Classes. We have new classes scheduled & as always, we will be running the UFO/PHD groups. Stop by to see what is happening. *We will be vending at the Mohawk Valley Quilt Show on September 24th & 25th. Stop by & see some wonderful quilts made by your neighbors & friends. *Kathie Chrywyty will be our featured quilter of the quarter (look for her special write up). We will be hosting a reception for her Thursday, July 14th, 5:00-7:00m.

*Remember to check out the NYS Row by Row Shop Hop on your travels. *We will be holding an "Ugly" Fabric Challenge in September. Look for details.....

Have a great summer and keep on Quilting. Lynn

What's going on at the Stash Away Quilt Shoppe

Sit. Sew. Stay.



UFO/PHD Club

Our UFO Club has a new name--UFO/PHD--**Projects Half Done**. Do you have any projects that are not complete? This is the club for you . . . We meet on ANY Thursday when there is no class scheduled. (please check the calendar) We meet 5:00-8:00pm. The only rule is that you **MUST** work on UFO's. Join us for sharing & sewing projects that you have been working on for a long time.*****This year we are adding a NEW rule/requirement; every 2nd Thursday, the only UFO/PHD that can be worked on is a CHRISTMAS PROJECT. (this can be a new or UN-finished project as long as it is CHRISTMAS!**

Red Work Club

Do you enjoy red work, orange work, blue work, or brown work? Come & share your ideas with others who share your love of this hand work. Come & share your thoughts & ideas about thread & patterns. We meet the 3rd Sunday of each month (check the calendar for any changes) from 1:00-3:00pm.

Needle Punch & Wool Felt Club

Rita Hoffman will head this club to share her love of Needle Punch. You will be using the book **Punch Needle and Wool Embroidery For All Seasons**. Each month will bring a new project for you to complete. This group meets on the 3rd Wednesday of each month

Knitter's Club

We are starting a Knitting Group. There will be no teacher at this time. I hope that all who are interested in knitting, will join together & teach each other something new or something old. This group will meet every Wednesday from 5:00-8:00pm. There will be a \$2.00 charge per night per person for the use of the building. I will provide the coffee or tea. Stop by & help get this club started.

We are open for suggestions.

Mystery Pin Cushion of the Month

Stash Away Quilt Shoppe will feature a Mystery Pin Cushion every 3rd Friday of the month from 12:00-2:00pm. Join Paula Hosley with a new pattern for a pin cushion for a Make It & Take It project. You must sign up a month ahead so we can prepare the kits. The cost will be \$5.00 for the class & \$5.00 for the kit.

Open Sewing

We will no longer require that you pay a yearly fee to join this group. Instead, no matter when you come in to hand sew or machine sew you will be asked to pay \$5.00. You will continue to receive a punch card that you must have punched. After 5 visits your sixth one will be free. As always those who are machine quilting have the use of the class room tables before those who are hand sewing. Stop by and utilize the new design wall, sandwiching tables, irons and cutting tales.

NO SEWING DURING CLASSES & PILATES...

Classroom Rules:

1. All classes will start on time.
2. You should arrive at least 15 minutes before the scheduled time of class.
3. If you are not ready, you will have to catch up, the instructor is here to teach the class not just you.
4. Any questions will be addressed to the instructor only.
5. All side bar conversations will stop when the class begins.
6. Everyone learns at a different pace. Wait for the instructor to announce the next step before asking what's next.

(Be Patient! Listen more, Learn much!)

Quilt Camp

Would you like you sew uninterrupted? No cooking? Quality time with your sewing machine & friends? Get together with at least 5 of your fellow quilter friends & schedule your group for one of the upcoming Stash Away Quilt Shoppe Quilt Camps.

The day will be entirely your day: 2 meals, snacks, & anything you need to complete at least one project or more!!

Monday, July 18th ~ Reservations taken until Monday, July 11th &
Monday, August 29th ~ Reservations taken until Monday, August 22nd

8:00am ~ 8:00pm

Snacks, Lunch & Dinner provided, Coffee or Tea all day.
\$50.00 per person (must have at least 4 people to schedule)



Kathie Chyrywaty: Quilter of the Quarter...

When I was little there was a quilt in my house. No one could tell me where it came from. Maybe my Grandmother, who knows. Whenever I was feeling poorly, I would ask for that quilt. Fast forward to 1976. The bi-centennial. Quilts were making a major comeback and I got caught up in the interest. My first hands on experience were quilted pillows. Nobody said not to start with a Dresden plate.... That year, every family member got one. They were pieced & appliqued with quilting thread. Isn't that what it's for? Since that time, I have taken classes with many teachers & learned not only by trial & error but by reading the many books & magazines available to quilters. I am very fortunate to be able to look at a picture of a quilt & reproduce it. I love teaching classes & introducing quilting to people who thought only grammies quilt. My latest passion is mini's. I always wonder if I can't make that just a little smaller! The love of sewing skipped my two daughters, but I have a granddaughter, Kaitlin, who always asks if we can sew. I never turn her down! In fact she already owns two sewing machines.

Kathie & her husband Mike live in Oneida (her hometown). They have two daughters Andrea (Eric) Stalemark & Chryssa (Shane) O'Connor & four grandchildren. Mikey & Jack Stalemark & Kaitlin & Micaela O'Connor.

We will be hosting a small reception for Kathie on July 14th at 5:00pm-7:00pm. Join us!

Sit. Sew. Stay.



Aunt Philly's Tooth Brush Class

Aunt Philly herself will be teaching this rug technique. Classes will be Friday, September 30th & Saturday, October 1st. Watch for more information to follow.....



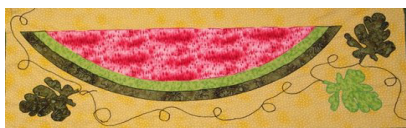
Christmas in July

Join the "Stash Away" in celebrating Christmas in July..... We will be showcasing new Christmas fabric, sales, classes & some special events. Watch your e-mails for special announcements about upcoming specials.



The NYS Row by Row Quilt Shop Hop Is Here!

It's a summertime shop hop made just for quilters traveling through New York State. It's the easiest shop hop ever! Just visit any of the participating quilt shops throughout the months of July and August. Each shop is giving away a pattern for one row in a Summertime Row Quilt. Pick up as many as you can, then mix & match your rows to create a fun & unique quilt. No passports & no fees! **It's a freebie!** Have fun traveling, shopping & collecting all the different patterns! Have more fun making the rows & designing a quilt. **Be the first person to bring a finished (quilted, bound, labeled) quilt using at least 8 different rows in to your local shop and receive a bundle of 25 beautiful fat quarters.** Limit one prize per quilter or quilt.



Picture of the row from
Stash Away Quilt Shoppe

Ugly Fabric Challenge

Stash Away Quilt Shoppe will be hosting our first ever-Ugly Fabric Challenge. During the month of August, we will have ugly fabric kits available. The rules are as follows:

1. Participants can come in to the shoppe to purchase their "ugly" fabric kit for \$15.00.
2. These kits will be sold on a first come, first serve basis. Starting September 1st until September 30th.
3. The "ugly fabric" must be pieced into the top of a quilt; if you choose to make a quilt. Or be used in a visible way if making another project.
4. You may add more fabrics, but may not leave any out.
5. Your project may be a quilt, garment, doll or whatever you choose, but must be fully finished, quilted etc.
6. Project must be labeled with a piece of the "ugly" fabric attached.

Beginning on October 15th - November 15th, the projects will be put on display in the classroom for voting purposes. Customers will vote in two categories: Best use of fabric in a quilt & Non-Quilt Category. (Entrants cannot vote). A prize of \$30.00 will be given to the winners in these categories.



Sit. Sew. Stay.



Sew Street Market

- Sewing space overflowing?
- Re-organizing your sewing space?
- Need more room for new fabric?

Stash Away Quilt Shoppe we will be hosting our 1st. Sew Street Market to help you with early fall cleaning of your sewing room or to make room for new "stuff". On August 6th, Stash Away will be inviting our customers to be your customers and enjoy this Sewing Swap Meet. Rent a table for \$20.00 & sell any sewing related items you'd like. Call or stop by to make a reservation. Space is limited to act early to get in on this special market.

Red Work Club

The Red Work Club will be working on an "Old World Santa" Red Work project in July. **Stop by to see what this club is all about.**

Sunday, July 17th - 1:00-3:00pm

Stash Away Quilt Shoppe Classes



Sit. Sew. Stay.

Christmas Wreath Block

This wonderful Christmas Block was a class from last year that is back by popular demand. Make sure you sign up, as we will not repeat this class again.

Date: Sunday, July 10th

Time: 12:00pm-4:00pm

Cost: \$25.00 plus book & supplies

Instructor: Rita Hoffman



Mystery Pin Cushion

Paula will follow the theme of Christmas in her planning of this month's pin cushion. Join the group & see what she is sharing this month.

Date: Friday, July 15th

Cost: \$10.00 includes kit

Time: 12:00pm-2:00pm

Instructor: Paula Hosley

Tube Technique Table Topper

Learn the Tube Block Technique finishing with a holiday table topper for yourself or as a gift for that special person.

Date: Saturday, July 16th

Time: 1:00pm-4:00pm

Cost: \$20.00 plus supplies

Instructor: Carol Cadrette



Candy Cane Table Runner

(Flip and Sew)

This easy table runner can be used as a last minute gift or to enhance a corner in your home. Learn the technique called "Flip and Sew".

Date: Saturday, July 23rd **or** Tuesday, July 26th

Time: 9:00am-12:00pm 1:00-4:00pm

Cost: \$20.00 plus supplies

Instructor: Fran Vanderveer



Snowball Lap Quilt

Learn the snowball block technique that will, when completed, will provide you with a lap quilt that will keep you warm as you sit &

Do your hand work on a chilly evening this winter.

Date: Friday, July 29th

Time: 1:00pm-3:00pm

Cost: \$20.00 plus supplies

Instructor: Fran Vanderveer

Flip and Sew Watermelon Table Runner

Learn this technique while completing this summer table runner that will enhance any summer picnic.

Date: Tuesday, August 16th

Time: 9:00am-12:00pm

Cost: \$20.00 plus supplies

Instructor: Fran Vanderveer



Fold & Go Tote Bag

This class was a request from fellow shoppers on our recent Shop Hop trip to Rochester. So here we are girls. In place of UFO tonight, we will be teaching this class.

Date: Thursday, August 25th **Cost:** \$20.00 plus supplies

Time: 5:00pm-8:00pm **Instructor:** Carol Cadrette

Paper Cut Hand Applique

You will be learning the applique technique of Paper Cut. Sharon will be teaching this technique with patterns she will have to share.

Date: Wednesday, September 14th

Time: 5:00pm-7:00pm

Cost: \$25.00 plus supplies

Instructor: Sharon Mastrangelo

Canning Jar Quilt/Wall Hanging

Put all you fall canning in place. This is an easy way to display that great fruit and vegetable material you haven't been able to find a project for. You can also use bugs to make great children's quilt.

Date: Saturday, September 17th

Time: 1:00pm-3:00pm

Cost: \$20.00 plus supplies.

Instructor: Lynn Robinson

Kits will be available if requested.



Pumpkin Diva

Make this simple Halloween Wall Hanging. Fusible & fancy stitches make this a fast project to add to your Halloween decorations.

Date: Thursday, September 22nd

Time: 5:00pm-8:00pm

Cost: \$15.00 plus supplies

Instructor: Lynn Robinson

T-shirt Quilt

Got T-shirt that has been growing in your closet?

Join this class and we can find a fix for that.

Date: Tuesday, September 27th

Time: 12:30pm-4:00pm

Cost: \$15.00 plus book & supplies

Instructor: Lynn Robinson



**KITS
AVAILABLE**

http://www.fiber-images.com/Free_Things/Puzzles/free_puzzle_quilting.html

<http://www.quiltguilds.com/games.htm>

<http://www.armoredpenguin.com/wordsearch/Data/best/hobbies/quilting.03.html>

<http://edubakery.com/Word-Searches/Quilt-Bingo-v2-Word-Search>

http://www.blockcrazy.com/home_page/Quilt%20Block%20Names%20Word%20Search.pdf

July 2011

Sunday	Monday	Tuesday	Wednesday	Thursday	Friday	Saturday
					1 CLOSING AT 4:00pm	2 OPEN 9:00-4:00PM
3 OPEN 11:00-4:00PM	4 CLOSED 4TH OF JULY	5	6 Knitter's Club 5:00-8:00pm	7 UFO/PHD 5:00-8:00pm	8	9
10 Christmas Wreath Block 12:00-4:00pm	11 CLOSED	12	13 Knitter's Club 5:00-8:00pm	14 Reception for Kathie Chyry- waty 5:00- 7:00pm	15 Mystery Pin Cushion 12:00-2:00pm	16 Tube Tech- nique Table Runner 1:00- 4:00pm
17 Red Work Club 1:00-3:00pm	18 Quilt Camp 8:00-8:00pm	19	20 Needle Punch 5:00-8:00pm Knitter's Club 5:00-8:00pm	21 UFO/PHD 5:00-8:00pm	22	23 Candy Cane Table Runner 9:00-12:00pm
24	25 CLOSED	26 Candy Cane Table Runner 9:00-12:00pm	27 Knitter's Club 5:00-8:00pm	28 UFO/PHD 5:00-8:00pm	29 Snowball Lap Quilt 1:00-3:00pm	30
31						

*****CHRISTMAS IN JULY-TUESDAY, JULY 5TH - SUNDAY, JULY 10TH*****

*****RED WORK CLUB, "OLD SANTA" SUNDAY, JULY 17th*****

Interesting Quilting Facts

Hawaiians were introduced to quilting when missionaries came calling during the early 19th century. By the 1870s, Hawaiians had developed their own unique style of quilting using appliqué designs.

Have you ever heard the story that quilts were used along the Underground Railroad as signals to escaping slaves who were traveling from the South to the North towards freedom? Unfortunately, this story doesn't seem to have any foundation in fact. However, the durability of this myth attests to its appeal.

This doesn't mean that quilters didn't contribute to the Civil War effort. Northern women donated quilts and other crafts to raise money for the Union to buy supplies. In addition, women quilted bedding for Union soldiers. Southern women did much the same for the Confederates by making quilts such as the "Gunboat Quilts" to raise money for their Navy. However, it became increasingly difficult for Southern ladies to make quilts, whether to raise money or for their soldiers to keep warm, due to material shortages as the Civil War progressed.

August 2011

Sunday	Monday	Tuesday	Wednesday	Thursday	Friday	Saturday
	1	2	3 Knitter's Club 5:00-8:00pm	4 UFO/PHD 5:00-8:00pm	5 Beginners Group Meeting 4:30-6:30pm	6 SEW MARKET 10:00-6:00pm
7	8	9	10 Knitter's Club 5:00-8:00pm	11 Christmas UFO/PHD 5:00-8:00pm	12	13
14	15	16 Flip & Sew Watermelon Table Runner 9:00-12:00pm	17 Needle Punch 5:00-8:00pm Knitter's Club 5:00-8:00pm	18 UFO/PHD 5:00-8:00pm	19 CLOSED	20 CLOSED
21 CLOSED	22	23	24 Knitter's Club 5:00-8:00pm	25 UFO/PHD 5:00-8:00pm Fold & Go Tote Bag 5:00-8:00pm	26	27
28 Red Work Club 1:00-3:00pm	29 Quilt Camp 8:00-8:00pm	30	31 Knitter's Club 5:00-8:00pm			

*****CLOSED FOR VACATION AUGUST 19, 20, 21*****

*****DATE CHANGE FOR RED WORK CLUB - SUNDAY, AUGUST 28TH*****

Interesting Quilting Facts - con't

Crazy quilts derived from a Japanese exhibit of ceramics and art in the 1876 Philadelphia Centennial Exposition. Early crazy quilt pieces were for show and were planned carefully, despite their appearances. The wealthy used fine silks and expensive fabrics for their quilts. The craze eventually passed on to women who were less fortunate, who used less expensive fabrics such as denims and cottons in their designs. The fad started to die out about 1910.

Quilting wasn't considered to be an art form until the 1960s. Abstract art was the rage during this time. Two art collectors, Johnathan Holstein and Gale van der Hoof, made the connection between contemporary modern art and quilting. This led to an exhibit at the Whitney Museum in New York, "Abstract Design in American Quilts," which went on to tour throughout the United States and Europe

<http://www.life123.com/hobbies/sewing-quilting/quilting/fun-quilting-facts.shtml>




September 2011

Sunday	Monday	Tuesday	Wednesday	Thursday	Friday	Saturday
				1 UFO/PHD 5:00-8:00pm	2	3
4	5 CLOSED LABOR DAY	6	7 Knitter's Club 5:00-8:00pm	8 Christmas UFO/PHD 5:00-8:00pm	9	10
11	12	13	14 Paper Cut Hand Applique 5:00-7:00pm Knitter's Club 5:00-8:00pm	15 UFO/PHD 5:00-8:00pm	16	17 Canning Jar Quilt/Wall Hanging 1:00-3:00pm
18 Red Work Club 1:00-3:00pm	19	20	21 Needle Punch 5:00-8:00pm Knitter's Club 5:00-8:00pm	22 Pumpkin Diva 5:00-8:00pm UFO/PHD 5:00-8:00pm	23	24
25	26	27 T-Shirt Quilt 12:30-4:00pm	28 Knitter's Club 5:00-8:00pm	29 UFO/PHD 5:00-8:00pm	30 UGLY Fabric Challenge due today!	


State Blocks



Missouri



Montana




Nebraska




Nevada



New Hampshire



New Jersey



New Mexico



New York