

**QUILTER'S
COTTAGE**

Newsletter

Greetings

SEPT - DEC 2011

Published August 2011

FROM BEHIND THE CUTTING TABLE

Edition 11 - Volume 1

Can you believe how fast our summer has gone? Unbelievable that the fall session is among us. There is so much news to tell I hope I don't bore you. Let's start with the past. Harriet Hargrave was here in July and the classes were a true success. The knowledge that she has is mind boggling. I really think she inspired us and got us thinking about what quilting is all about. Her machine quilting class had everybody doing feathers by the last day. Hope everybody is still practising. The machine appliqué class gave us new insight on the importance of thread and needles. But I think the best class was the Quilters Academy class, whether the participants were beginners or seasoned quilters everybody learnt something. What was amazing was there were 40 quilters and their blocks all came out to exactly 8 1/2" square and they were using 1 1/2" squares. Remember everybody that the pressing nazi is always looking over your shoulder. The course has definitely changed how I will be teaching my basic quilting classes. The great news is that she will be coming again in June. We do not have definite dates as of the newsletter going to print but we will know by September 9 at which time an email will go out. We will not take signups until Monday, September 12 starting at 10 pm. Remember 1st come 1st gets a class. The other exciting news is she has qualified me as a certified instructor for both Machine quilting and Quilters Academy. We will be having a Quilters Academy club so check it out.

Now for the present Bella has had two little puppies, she has the perfect family 1 girl and 1 boy born August 19. Madison has decreed that Bella and she is the mama's and I am just the grandma. They weight 3 ounces when they were born (no they did not look like mice) and have already doubled their weight and no I cannot keep them or I would be divorced and I still need my roof to be fixed. Checkout our website, www.quilterscottage.ca which is up and running. I even have a blog and facebook page.

And the future has many new classes, clubs and events. Our open house is September 9 & 10 and you will not want to miss it. As it is our 10th anniversary we will be having a mystery sale and I promise you I have never done this before. Come and check out our new class room, we will have space for at least 10 students yaa!!! The shop hop will be continuing this year with a new addition to the shops. Kathy's Fabric from Carmen will be joining us. The spring retreat is booked and raring to go, do not delay booking as it fills fast. We have also put on a Santas Secret retreat in November. Stacy Bucks are back and so are the 2 1/2" square packs so make sure you ask for them with every purchase (remember we are going through menopause). This is only a small list of the many events, classes and clubs that will be going on this fall. Remember we are only a quick drive from the city so hope to see you here this fall.

Happy Quilting, Stacy



SHOP HOURS:
Quilter's Cottage -

Mon - Sat 10 am - 5 pm
Thurs 10 am - 7 pm
Sunday Closed

Christmas Hours
December 27 - 30
11 am - 3 pm


ADDRESS:

Quilter's Cottage
277 Main St, Box 1220
Stonewall, Mb R0C 2Z0
Phone 204-467-2453
Fax 204-467-7551
email: quilterscottage@mts.net

Website: www.quilterscottage.ca

SHOP CLOSED:

September 5,
October 10,
November 11,
December 26 & 31,
January 2



Quilting Classes

BASIC QUILTING

You see quilts and quilters all around you, but think you could never do this or even know where to begin. This class is designed especially for you. This is a four week course (16 hours) which will teach you the fundamentals of quilting. Whether you are a total newbie or need to brush up on the basics this is the class for you. We will be working through Harriet Hargrave's Quilters Academy Book. Learn the terminology and the basics of accurate cutting, piecing and pressing while making two different quilt projects. We will be meeting every 2nd week so there is time to get your homework done.

Tuesday, September 27, October 11 & 25,
November 8, 2011

1 pm - 5 pm or 6 pm - 10 pm

Cost: \$100 + tax



QUILTERS 3 B'S - BASTING, BATTING & BINDING

You took all these classes. You made all these quilt tops. Now what? Let Stacy show you the different basting options, different battings available, and which kind to use for which projects. Finally learn how to do your binding. See how easy it is to finish your own quilts.

Whether you quilt it yourself or have it quilted on a long arm machine, after this class you will be able to bind everything from a potholder to a king size quilt



Tuesday, November 22

1 pm - 5 pm or 6 pm - 10 pm

Cost: \$25 + taxes

MACHINE QUILTING - YES YOU CAN!!!

It IS possible to quilt your own quilts!!! This beginning class offers all the techniques needed to be successful on any size of quilt. Learn straight line, stitch in the ditch, free-motion, and echo quilting. See how the experts baste, select and mark a quilt pattern, understanding tension adjustment and other helpful tools for complete success. Learn how to machine quilt all those projects you have piled up. Batting pack & book is required.

Saturday & Sunday, October 1 & 2,
9 am - 4 pm Or

Saturday & Sunday, November 5 & 6,
9 am - 4 pm or

Wednesday & Thursday, October 5 & 6
9 am - 4 pm

Cost: \$75.00 + taxes



ADVANCE MACHINE QUILTING

You have completed the basic machine quilting but need more practice. We will be working with different threads and different stencilling methods. We will work on stippling, background designs and feathers. This will be all free motion quilting. Must have taken the machine quilting class. Skill builder II required. Sunday, October 9, 9am - 4 pm, Cost: \$40.00 + taxes



RADIANT STAR QUILT

Radiant Star has traditionally been one of the most recognizable quilt patterns and among the most difficult. But you will learn an easy strip pieced technique with detailed, no-fail directions, which makes this star easy, fast and most of all fun to put together. Book required. Wednesday, October 12, 19, & 26, 1 pm - 4 pm or 6 pm - 9 pm, Cost: \$50 + taxes



EVENING MIST BAG

This distinctive bag includes the techniques of curved piecing using freezer paper, needle turn circle appliqué and creating a uniquely curved bag bottom. Creating your own curved design will be discussed class.

Saturday, October 8 or

Monday, October 17, 9 am - 4 pm, Cost: \$50 + taxes



SPINNING DIAMONDS

Strip sets are cut then placed together so the diamonds spin in a hexagon around the quilt top. This design only looks complicated when you follow the techniques that Kaye Wood has developed. Uses the Starmaker® 6 (sold separately) Thursday, November 10, 17, & 24, 1 pm - 4 pm or 6 pm - 9 pm, Cost: \$50 + taxes



BLAZING STARS

Blazing Stars are blazing fast with Kaye Wood's fast and accurate techniques. A great fat quarter quilt, make your stars all the same or mix it up with your own color variations, for one fabulous looking quilt. Uses the Starmaker 8. Class fee includes pattern. Saturday, November 12, 9am - 4 pm, Cost: \$45 + taxes



QUILTED SYMPHONY

Abstraction can be achieved through altering shapes, colours, or both. If you would like to experiment with patterns and colors and want to take the next step this is the class for you.

Saturday & Sunday, October 22 & 23, 9am - 4 pm
Cost: \$95 + taxes



Who & stash busting contest

We are going to give you an incentive to get your unfinished projects done. The contest starts in September and ends in May. Pick up a form at the shop and take a picture of your project. It could just be in fabric pieces, it could be just half finished or needing quilting & binding. When the project is done take a picture of it finished and hand in the form to the shop. The person with the most finished projects at the end of May will win a \$100 gift certificate and a Quilt basket valued at over \$100. So dig out your projects and get quilting. Winner of 2010 Stash busting contest was Joanne Kubin.

Quilting Classes

BASIC PAPER PIECING - Winter Wonderland Table Runner

Learn to paper piece by following Judy Niemeyers easy paper piece method. The Winter Wonderland Table Runner teaches you paper piecing and curved techniques. Have a gorgeous table runner for Christmas. Pattern required.



Tuesday, November 1 & 15
1 pm – 4 pm or 6 pm – 9 pm
Cost: \$40 + taxes



RIVER HUNTER STAR

A project specific class that will teach you how to construct blocks using Rapid Fire Hunter's Star technique and ruler. It measures approximately 64" X 80" when finished. You will master the streamlined piecing process as you construct and assemble the blocks into a balanced, attractive design layout. Suitable to those with solid rotary cutting and machine piecing skills (not recommended as a first project). Purchase of the Rapid Fire Hunter's Star ruler is required.



Wednesday, November 2, 9, & 16
1 pm – 4 pm or 6 pm -9 pm
Cost: \$50 + taxes

RAGTIME QUILT

The pattern is simple, the piecing is quick, the rewards are warm and long lasting. The quilt is made out of beautiful flannels. Great for beginners as it is a very forgiving quilt. Have the quilt done in the three classes (except for the clipping)

Tuesday, September 20, October 4 & 18
1 pm – 3:30 pm or 6 pm -8:30 pm
Cost: \$40 + taxes



REVERSIBLE TABLERUNNER

This quilt as you go project has easy to do instructions. You can use scraps, fat quarters, or yardage or a fabric theme to showcase your favourite prints. This table runner is reversible so with one easy flip you can change the look on your table.



Saturday, November 26
9 am – 4 pm
Cost: \$45 + taxes

INTRO TO NEEDLETURN APPLIQUE

Learning to do things properly the first time is much easier than trying to break bad habits. If you have always wanted to learn or perfect your applique skills, this is the class for you. Pattern provided.



Thursday, September 22 & 29
1 pm – 4 pm or 6 pm – 9 pm
Cost: \$40 + taxes

MACHINE APPLIQUE

You can do this. With guidance from Stacy, anyone can learn to applique using their sewing machine. Learn to prepare your pieces, turn corners and stitch your pieces to the background with professional results.



Book required
Wednesday, September 21 & 28
1 pm – 4 pm or 6 pm – 9 pm
Cost: \$40 + taxes

HUNTER STAR TABLERUNNER

Learn a quick and easy method to create beautiful Hunter Star quilts with the Rapid Fire Hunter Star Ruler. This technique can make your table runner a thing of beauty with Deb Tucker's new rulers that let you construct this complex pattern a snap. The rulers allow you to create from 5 inch to 10 inch square blocks to make any size runner, wall hanging or bed quilt you desire. Each block will be perfect with very little effort on your part, and with stunning results.



Saturday, October 15
9 am – 4 pm
Cost: \$40 + taxes

QUILTING CLASSES REGISTRATION INFO

1. Registration can be done by mail, phone or in person. Payment is due in full upon registration payable by cash, check or credit card. Class size is limited.
2. Please check class dates carefully before registering. Fees are only refundable if the shop or the teacher cancels the class. Transfers or credits can only be made if we can fill your space in class. No refunds will be given for supplies already purchased for the class.
3. Be sure to get your supply list prior to your class starting - this is your responsibility. If you cannot come into the shop to pick your supply list we will be happy to email or fax it to you, or mail it out.
4. Doors will open at 5:45 pm for evening classes. Please try to arrive 5 to 10 minutes before class starts so you will have time to get your supplies organized. Remember we wait for no one.
5. Your support in purchasing class supplies from us enables us to continue the classes you have come to enjoy.

CREATE-A-CLASS

Do you wish a certain class was taught but never see it in our class lists? Or is the class you are dying to take offered when you have to be at work or other commitments? Let us create a class just for you and two or more of your friends. We will co-ordinate schedules between you and the instructor of your specific topic.

Quilter's Tips

Use small pieces of left over batting for dusting. It works great for around the sewing machine and all over the house. You can cut the batting piece to fit a swiffer. The batting picks up dust and holds on to it. Sewing all day can lead to millions of little threads on the floor. If you do not want to pull out the vacuum pull out your quilt lint roller. To make a quilt lint roller take two lint roller refills and put them on a paint roller. Attach a handle and then roll it over your floor or carpet, picks those threads up better than a vacuum.

Block of the Month


FLORAL COLLECTION 1

Each pattern includes complete and clear instructions with diagrams and a full sized positioning sheet for assembly and Batik fabric to complete each block. The pattern pieces are computer drawn and professionally printed for ease of use. Each pattern package features a full color image of the completed quilt. These patterns are designed to create beautiful wall hangings or a gorgeous bed quilt. Marilyn Ekins Each block is finished 12" x 20". Cost: \$23.99 + taxes Includes: all batik fabric, pattern pieces, positioning reference sheet, color photo & full directions for raw edge or hand turned appliqué.



FLORAL COLLECTION 11

Each pattern includes complete and clear instructions with diagrams and a full sized positioning sheet for assembly and Batik fabric to complete each block. The pattern pieces are computer drawn and professionally printed for ease of use. Each pattern package features a full color image of the completed quilt. These patterns are designed to create beautiful hangings for yourself or as a gorgeous bed quilt. Each block is finished 12" x 20". Cost: \$23.99 + taxes Includes: all batik fabric, pattern pieces, positioning reference sheet, color photo & full directions for raw edge or hand turned appliqué.



Remember...
We're open until
7:00 pm Thursdays

GARDEN PATCH CAT OF THE MONTH

Avocato, Boscat, Kitt'ney and Pumpkat are just 4 blocks in the series. The appliqué block of the month can be used individually as wall hangings or use them as blocks in a larger quilt. The kit includes the pattern and the fabric for the center piece only. The border squares fabric is not included. If you decide to do it as a quilt the size is 70" x 78". Fabric pieces are NOT pre-cut to shape.

Cost: \$19.99 + taxes includes fabric and pattern to complete the 12" block.

Finishing kit for quilt is extra, it includes all fabric to finish as well as pattern & binding.

Cost: \$42.99 + tax



Flower of the Month

This appliqué block of the month can be finished in many ways Every month receive a new flower block appliqué pattern and fabric to complete your finished 12" block. Cost: \$14.99 + taxes - includes pattern and all fabric to complete block. You can start at any time.



Block of the Month

Atlantis 60" x 75"

Dive into this great adventure and explore the depth of dimensional curved piecing. Straight line piecing with curved results it is so easy it seems like magic. Folded inserts are caught in the seams and after each block is finished the folded inserts are pulled back to reveal a curve which is topstitched or hand stitched along its curved fold to secure it. . During the thirteen month block program you will receive the patterns and fabrics to make the quilt top including borders and binding. Cost: \$19.99 per month plus taxes, shipping & handling extra if required

Background choices light blue or dark blue.



Birds Sampler quilt

This series is designed to create beautiful hangings for yourself or as special gifts. The twelve Bird patterns work well individually as 20" x 20" wall hangings, or you can create an entire 64" x 80" quilt. Each pattern includes complete and clear instructions with diagrams and a full sized positioning sheet for assembly. The pattern pieces are computer drawn and professionally printed for ease of use. Each pattern package features a full color image of the completed quilt. During the thirteen month block program you will receive the patterns and fabrics to make the quilt top including borders and binding. Cost: \$24.99 per month plus taxes, shipping & handling extra if required.



Heirloom Botanical Sampler

This wonderful design features a collection of gardeners' most cherished flowers, the Rose, Iris, Tulip, Gerber Daisy, Lily, Hydrangea, Coneflower, Pansy and Peony. During the twelve month block program you will receive the patterns and fabrics to make the quilt top including borders and binding. Finished quilt size is 63 1/2" x 94 1/2". The flowers are fusible applique (raw edge applique). Cost: \$29.99 per month plus taxes, shipping & handling extra if required.



Bloomin dogs of the month

Shown below is "Pansy Faced Pooch", "Orchid Terrier" and "Dianthus Doggie" the first three in this series of 18" square quilt blocks (includes borders) featuring various flowers with faces of dogs in the petals. Use them alone as wall hanging quilts or combine them together in a larger quilt. The final number of patterns is yet to be determined, but there will be at least twelve. During the twelve month block program you will receive the pattern and fabric to make the block. Cost: \$19.99 per month plus taxes, shipping & handling extra if required.



Joy Batik quilt

Such a simple word, but one with so many different meanings: delight, happiness, pleasure, enjoyment, wonder and even charm. This beautiful, traditionally pieced batik quilt was designed by Chris Hoover of Whirligig Designs, and named for her mother, Joy. During this 12-month program, you will receive the patterns and fabrics to make the quilt top including borders and binding. The finished quilt measures 89" x 106". Cost: \$26.99 per month plus taxes, shipping & handling is extra if required



Scenes of the Orient

Join us for this eight month journey of the orient. This impressive wall hanging can be done by hand applique or machine applique. Using great prints from the orient and create an impressive stunning quilt. Each month receive pattern and fabric to complete this quilt. Cost: \$24.99 per month plus taxes, shipping & handling extra if required



Find the Quilter Contest

There are 4 quilter's names hidden somewhere in this newsletter. If it is your name come into the shop and receive your prize. If you find the four names and they are not yours fill in the ballot and drop it off at the shop and your name could be drawn on Dec 24, 2011

1. _____ 2. _____

3. _____ 4. _____

Name _____

Phone No. _____





Gifts

2 Year Pocket Planner Main Street Quiltscapes 2012/2013
2012-2013 purse-size calendar and appointment book



2 Year Pocket Planner Spool 2012/2013 2011-2012 purse-size calendar and appointment book



Thread Storage Box Made from 100% recycled plastic disposable water bottles. Durable, waterproof, tear-resistant and adjustable strap. Functionality meets up with fashionista in the eco-chic messenger bag! Featured image shows details of a quilt made with recycled military uniforms.



Christmas Cards Inside Reads: Sending a patchwork of wishes from me to you. For bountiful blessings all the year through. Merry Christmas. Charming embossed and die cut greeting cards packaged 15 in a clear acetate box 15 festive red envelopes.



2012 Piecemaker Calendar Here Comes Santa Pattern book includes applique patterns, ribbon and thread embroidery patterns to embellish the appliqued blocks, plus instructions for applique, embroidery, beading and assembly of the cover quilt. Yardage requirements for the cover quilt or individual blocks as well as multiple sizes.

Sunflower Quiltscapes 1000 piece puzzle



Country Autumn 500 piece puzzle



Quilt Happy Waterbottle

Stay cool this summer with your new 22 ounce BPA free Take-Along water bottle. Features an attached twist-off lid with push/pull cap and a removable freezer stick to keep your drink cold. Comes in four colors, blue, orange, red & purple.



License Plate Frame

Frame Says: Obsessed Quilter Will Brake for Fabric, Wild & Crazy Quilter on Board, Warning: This Vehicle Stops at all Quilt Shops, or Quilter Driving Ready, Set, Sew



Speed Bump Ceramic mug



Garden Mouse Pad



Tool kit A variety of tools, including a screwdriver, needle threader, tweezers, small pair scissors, etc. for use with craft and sewing projects. Size is 4in x 2-3/4in



Insulated Quilting Tumbler

16 ounce durable acrylic outer and stainless steel interior with non-spill lid. Comes in purple, lime green, orange, red, blue & pink.



Camo QuiltEco Messenger Bag

Made from 100% recycled plastic disposable water bottles. Durable, waterproof, tear-resistant and adjustable strap. Functionality meets up with fashionista in the eco-chic messenger bag!



Featured image shows details of a quilt made with recycled military uniforms.

Embossed Address Book

3 3/4in x 5in Embossed, hardback book with mini paper pads. Coordinated patterned pencil attached inside



Happy Holidays Cards

Inside Reads: May your days be filled with warmth and good cheer. Charming embossed and die cut greeting cards packaged 15 in a clear acetate box with 15 festive red envelopes



Machine Quilting Aids

Quilt Stencils

We have over 300 plastic stencils in different patterns and sizes



Grabaroo Gloves

Form fitting gloves, made of 95% nylon & 5% spandex with grips on every finger to protect in everyday use. GRABAROO'S are comfortable to wear protection for quilting and sewing. The gloves also give you extra gripping power for free-motion quilting. Also provide protection from blisters and cuts.



Lickety Grip

Better grip for better control. Apply to fingertips for added speed and accuracy in sewing and quilting. Reduces hand fatigue. Acid-free, hypoallergenic, non-toxic, stainless and greaseless.



Thread Heaven Acid Free. Non-Toxic. Washer/Dryer Safe. Can be ironed. Protects thread against UV rays, mold, and mildew.



Transfer Veils

To duplicate your quilting and embroidery designs easily. Simply place veil over original design and trace with the water soluble pen, then move veil to fabric that you want the next image and trace again. Then just wash the veil, let dry and you are ready to go again

Magic Bobbin Washers

Eliminates glitches in the bobbin case. Easy-to-use Teflon washers simply drop into your bobbin case, and you're ready to go! Eliminates the backlash and bird's nests on the underside of free-motion quilting when changing directions at high speed. Package of 12. Tough and long-lasting.



Quilt Jaws Clips 2 large and 2 small. No more bicycle clips slipping off the quilt roll. The teeth of JAWS will hold your quilt firmly. The two sizes in each pack are because one side of your quilt roll is larger than the other.



Quilt Pounce

Includes a 2 oz. bag of white pounce powder. To transfer your stencil, simply position it where you want it and wipe the pounce pad over the top of the stencil. Sew, then remove the marked lines with a heated iron.



Kwik Klip

Quilting tool for safety pin basting quilt layers



Mark Be Gone pen

Use to transfer pattern markings, needlecraft and quilting designs. For best results, use on washable fabric.



Safety pin grip covers

Attaches to #1 Steel, #2 Steel, #0 Brass, #1 Brass, #1 Curved Brass, #1 Curved Steel, #2 Curved Steel Safety Pins.



Basting Clamps

Helps clamp your backing to the table to allow you to layer your quilt



Sew Slip 2 - A

12in x 18in sheet with a slippery top surface & a tacky bottom surface to hold it in place. It has a 1in x 1 1/2in rectangular hole allows all types of sewing to utilize the slick top surface as the feed dogs are available for guiding fabric. No adhesive to clean up. Washable & can be cut.



Batting & Accessories

We carry 23 different types of batting and adding more all the time

Heirloom 100% Wool Batting

Heirloom wool is made with the very best superwash wool which eliminates most or all shrinkage. It is completely washable batting that is resin bonded to resist bearding. It provides superb insulation. There is no other wool similar to heirloom wool. Wool is exceptionally easy to quilt by hand or machine.



Hobbs Silk Batting

Silk batting is the crème del la crème of batting. Light as a feather and wonderfully warm. Is completely washable and can be easily quilted by hand or machine. Advantages of silk batting: • Maintains its loft • Light as a feather • Possesses an airy touch • Will outlast other natural fibers • Warm in winter, cool in summer • Light but very strong • Accepts sewing threads easily



Hobbs Cotton Blend Batting

Heirloom premium cotton blend is 80% cotton & 20% polyester, is lightly-needlepunched & lightly resin bonded- can be quilted by hand or machine up to 4 inches apart.



Heirloom Fusible batting

The batting is a heat activated fusible on both sides. After washing the fusible will be washed out. No need to use temporary-adhesive spray



Hobbs Premium Cotton Batting

100% cotton is needlepunched. It is great for hand or machine quilting. Can be quilted up to 4in apart.



Bamboo blend batting

A 50/50 blend of eco-friendly bamboo and organic cotton. Naturally anti-microbial. Less than 5% shrinkage. For both hand and machine quilting with stitches up to 8" apart. No chemicals, no bleaching.



Bamboo batting

Naturally anti-microbial. Less than 5% shrinkage. For both hand and machine quilting with stitches up to 8" apart. No chemicals, no bleaching. Bamboo is praised as the "new textile of the 21st century" A lightweight scrim is added to one side to discourage fibre migration.



Thermore Batting

Thermore is now considered the premium polyester batting for clothing and miniatures because it is a thin drapable, migration free polyester batting.



Cream Rose Batting

Needled 100% unbleached cotton, made with an innovative fiber finish for easy stitching and needle glide. Cream Rose is washed fiber that will leave no oily residue on your fabrics and will not migrate or beard through quilt surface. Quilt up to 6in intervals. Light weight, 1/8in thick.



Blue Ribbon Batting

Blue Ribbon offers an antique, old fashioned appearance with increased durability. Excellent for hand and machine quilting. Not recommended for tied quilts. Quilt up to 3in intervals. Light weight 1/8in to 1/4in thick.



Cotton Blossom Batting

95% cotton/5% silk blend. Going back to basics by adding luxury to quilting's favorite natural fiber, Cotton. Adding both warmth and luxury to your projects. Stitch by hand or machine up to 3in intervals. Light loft 1/8in to 1/4in. Plus a complimentary 'Handmade with Cotton Blossom' label.



Eco Friendly 100% PLA batting

Medium loft 1/4in to 3/8in thick. Fresh from American cornfields, our unique brand is based in the Bernice Ayerst American heartland. Ingeo fiber, also known as PLA is made from lactic acid a fermentable sugars, sugars that are found in plants and more specifically



Batting Sample Pack

Set of 23 different battings (14" x 14" squares) Make batting samples so that you can choose the batting that enhances the quilt to its best ability, not just what is recommended or available easily.



Polka dot bag handles

Pattern-printed leather like bag handles. Comes in dark brown, black and oak colors.



Bag Feet

Set of 4 feet that fit on the bottom of tote bags. Comes in gold and silver.



Square Grommets

Comes in silver, gold, black, brown and gun metal.



Magnetic Bag Closure

Closure for tote bags. Comes gold or silver and in different sizes



Purse & Tote Accessories



Patterns



Itty Bitty Primitive
Pinwheels



Labyrinth



Abbey Bag



Arcadia



Little Scraps -
Coin Keeper



Cattails in
the Meadow



Bitty Owl
Pincushion



Botanical
Garland



Take 5 Teaches a Dog
New Tricks



Cozy Strip
Club Twirling



Bearly Fall



Resting in
the Lupines



Western Star



Bali dragonfly



Be Square



Coronado

Bag Lady Contest

Each one of the staff at the shop has made a handbag of their choice. Stop in and match up the bags to the quilter that made it. From the correct matches we will be drawing for a choice of one of the bag kits. Contest starts October 1st and ends November 30th.

PSP Day (Projects In Progress)

Come join us every Friday afternoon and finish your Projects In Progress in our "new" classroom. If you need help or need to finish class projects or just meet other quilters come drop in starting at 1 pm.

Drop in fee: \$5.00

Fridays - September 23 & 30, October 7 & 21,
November 4 & 25, December 2 & 9

FQA

(Fat Quarters Anonymous)

Join our therapy group for those of us who are addicted to fat quarters. But at this therapy group we don't help you break your addiction... in fact we encourage it by giving you a great pattern to use those fiber-filled and calorie-free morsels we call Fat Quarters!

With the purchase of 3 fat quarters per therapy session your therapy is **FREE** and so is your pattern.

September 25,
October 24, November 26



Table Runner Patterns



Christmas
Tablerunner



Eclipse of the Moon
Tablerunner



Faceted Fans
Placemats



Family
Tablerunner



Four hour
Tablerunner



Garden
Arbour



Halloween Moon



Holiday
Herringbone



Holiday Star



Make a Fuss



Pinwheels and
Whirligigs



Table Toppings



Out of The Box
Tablerunner



Set For the Season

Notions

Peel and Stick Ruler tape

This adhesive backed ruler is printed in both inch and metric. Repeat in perforated 12in segments. Use on work benches, tables or counters to measure ribbon, fabric, gift wrap and much more.



Tiger Tape Now you can make great fitting half square triangles using our half square triangle tape. It is a scant 1/2in wide so your triangles will be the correct size. You do not need to draw a line ever again.




True cut electric Blade Sharpener

Sharpens any brand and all size blades, Has a long lasting high quality sharpening stone and no batteries required.



Cutting Edge Strips

No more wasted fabric! Make rotary cutting easier, accurate, and less time consuming. These orange vinyl strips adhere to the bottom of any smooth acrylic ruler (No sticky tape!). The thickness creates an edge that stops at the fabric. Cut with confidence and consistency.



Ergonomic Rotary cutter

This new ergonomic rotary cutter has a unique handle design that aligns your wrist naturally, placing all cutting power directly over the blade and eliminating stress in the wrist and arm.



Bobbin Box

Holds 30 bobbins. Permanent dividers securely separate contents. Translucent polypropylene. Also great for small supplies.



Quilters Tape

A basic quilting item, this single-faced masking tape has multiple uses. Quilters place it on the sewing machine as a 1/4in seam allowance guide when piecing quilts. Used to mark quilting lines. Can be repositioned without damaging fabric. Use in place of pins to hold hems in place.



Glowline Tape Select the color you prefer and apply tape over the desired measurement on back of ruler, then trim even with ruler edge. When cutting strips, automatically look for the highlighted line or area, preventing the common mistake of cutting the wrong size.



Led Lighted Seam Ripper with Magnifier

This seam ripper features a sharp metal blade that unfolds from the main handle. A 1.25in lens quadruples the image size of your blade & stitch. The enlarged area is brightened by an energy efficient LED. The silver, ergonomically shaped handle offers a comfortable grip.



Velocity Iron Digital Velocity doesn't produce steam with the soleplate heat like traditional irons, but generates it within the iron, so you can adjust the stainless steel soleplate temperature to the exact fabric needs. Automatic shut off or you can set it so it does not shut off.



Applique Freezer Sheets

Easy to use, Easy to trace, Easy to release. Safe for use in ink jet printers. 25 sheets / package. 8-1/2in x 11in



Wash Away Foundation Paper

Water soluble paper for paper piecing & machine embroidery. Dissolves in water in 10 seconds! Works in copy machines, printers. Use Pens, Pencils and Rubber Stamps. This non-tox biodegradable paper is fantastic as a stabilizer and won't gum up the needle. 8 1/2in x 11in



Sewers Aid

A clear, non-staining lubricant. A drop on the sewing machine needle will help reduce skipped stitching and friction heat of needle while sewing through heavy material and sheer fabric.



Tomato Pin Cushion

Provides a safe place to store pins and needles. Use strawberry emery to sharpen and clean pins and needles



Great Purse and Tote Patterns



Evening Mist



Lollapalooza



Sausalito



Squared away



Sweet Retreat Bag



Triangle Purse



Beach Bumming Bag



Posie Tote



Trail Mix

Cool Baby Patterns



Toy Trucks




Under Construction



His Favorite things



Baa Baa Blankie



Bubbles and Bailey




Dinosaur Quilt



Bees, Bunnies and Bears



Sweet Dreams Lily




Turtle Trails



Nighty Night Will



Airplanes




Dinosaur Dynasty

Books




3 Times the Charm

By Me and My Sister Designs. Use precut charm packs to make quick and easy little quilts for home decor and baby blankets. The 7 quilt patterns were each sewn 3 times using different fabric collections, for a total of 21 quilts to help the quilter visualize her quilt.




Jelly Roll Sampler Quilts

Readers will discover how to use the quilting world's favorite pre-cut fabric pack—the jelly roll—to create a stunning sampler quilt, authored by quilting favorites Pam and Nicky Lintott




French Braid Transformation

12 new projects for both beginner and experienced quilters. Enjoy simple, straight piecing while using your favorite fat quarters and scraps. These designs look way more difficult to sew than they really are!



Lets Twist Again

If you thought you had fun with the first book. The pinwheel craze continues with more patterns using both size Twister tools and takes you to the next level of creativeness using strips, blocks and loosing pinwheels.




Scrap Basket Sensations

Designed for 2-1/2in strips, each project is perfect for convenient precut bundles. Features 18 exciting quilts a great value. Provides concise, clear instructions appropriate for all skill levels.



Sunbonnet Sue Once Upon a Posy

Collections of designs for the Porch, Kitchen, Tea Time and Garden will brighten any home. Stitch these designs to surprise friends and family with lovely gifts for any occasion or make them to decorate your own home. Create all 19 designs and bring joy to those around you.




Quilters Academy 1

A Skill-Building Course in Quiltmaking. Learn to Quilt with Confidence. Everything you need to get started making beautiful quilts. Includes 9 skill-building classes. Complete instructions for making 13 classic quilts. Learn how to design your own quilts.



Radiant Star Quilt

Radiant Star has traditionally been among the most difficult quilt patterns. Eleanor Burns has done it again with detailed, no fail directions using updated tools and methods, making this star easy, fast and fun to put together.



Simply Triangles

Create unique, dynamic designs within pieced triangles, then combine those triangles with other shapes to make sassy stars, daisies, and pinwheels. Try a hexagonal quilt—perfect for a wallhanging or tabletop centerpiece.



Flowers from the Bible

Flowers and foliage are in a circular design on a square block. There is a Biblical reference for each flower. In addition to embroidery details there are also a few flowers with three-dimensional elements. Flowers are Aloe, Hyssop, Tulip, Cockle, Flax, and so many more.



From Fiber to Fabric

While a tremendous amount of information has been published about the history of quiltmaking and the process of creating quilts, there has been a noticeable lack of information available to quilters about the medium with which they work: textiles. From Fiber to Fabric reveals in detail the history, creation, care, and durability of cotton. Harriet Hargrave passes along her secrets and technical knowledge so that you can be sure to choose textiles that will not pill, fade, or beard. Extensively researched, this book is essential reading for anyone working with quiltmaking textiles and batting. Simple tests are included so you will be sure to pick the best fabric for each of your projects.



Stars Unlimited

This book features five unique star designs, each one a masterpiece in its own right. If you love star quilts, you won't want to miss the unique designs in this book. In every quilt, the stars sparkle with a life of their own due to the color selection and unique design

Thread



DMC thread 100% cotton thread is the top choice for machine quilting and satin stitching for its soft sheen, subtle color shading, and stitching detail.



Presencia Thread This is probably the highest quality 100% cotton thread available for your piecing and machine quilting and is both fine and strong so is ideal for precision piecing where you want the most accurate seam allowance. Use it for all construction seams in 100% cotton quilting fabrics, the bobbin when quilting with nylon, top and bobbin when quilting with cotton - 1/2" apart or more



Wonder Invisible thread Wonder Invisible Thread is .004 monofilament and is used in machine quilting, and as an anchor thread.



Mettler Embroidery thread 100% cotton fine embroidery thread. A very fine thread used for satin stitch & straight stitch appliqué, embroidery, very close machine quilting (1/2" or closer), paper piecing, buttonholes, and the bobbin thread for all embroidery and appliqué techniques.



Applique Thread Sampler Frosted Donut includes one each of 36 colors prewound bobbin 100% cotton.



Thread Holder This holder adapts large size cones for use on standard sewing machines; a great economizer. New double cone design. Suitable for 1000 meter - 5000 meter thread cones.



Wash Away thread The best water soluble thread for trapunto and ditch basting.



Silk Thread

This is wonderful thread for heirloom sewing or for small close machine quilting. Silk has a sheen and a softness that cotton cannot achieve if you are quilting an antique reproduction quilt or if you are working on sateen. Also great for hand appliqué and fine machine sewing.



Fabric Care



Grandma's Laundry Stick

Grandma's Spot Remover Ideal for blood spots. Doesn't require any scrubbing & won't harm the fabric. Just a drop is all it takes to remove tough stains like blood, oil, grease, ink, grass, make-up, spaghetti sauce & more. Every quilter should have a bottle in her sewing basket. 2 oz.



Vintage Textiles Soak

Gives antique textiles a second life! Safely removes yellowing and/or brown spots on quilts, quilt tops, christening gowns, wedding dresses and antique linens of all kinds, caused by years of contact w/ the oils in wood from being stored in cedar chest, linen closets or drawers.



Retayne Retayne is a color fixative for commercially dyed cotton, linen and rayon fabrics that bleed. Use in the washing machine or treat by hand washing with hot water. Always test fabric before washing it for the first time. Only one application is necessary. Comes in 4 oz or 16 oz.



Best Press Spray

There's no flaking, clogging, or white residue on dark fabrics. A special stain shield protects fabrics and Best Press helps resist wrinkles. Best of all, it's more effective than any starch you've ever used



Orvis Quilt Soap Quilt Soap is a non-phosphorus biodegradable soap. It is perfect for washing quilts. One tablespoon is sufficient to clean your quilt. Complete instructions are included on the label.



Bubble Jet Rinse

This product is excellent for washing fabrics that were for permanent images with Ink Jet Printers. This product allows you to treat your own fabric at home and create your own designs. Contains no perfumes and no bleach products which could be abrasive to your fabric.



Synthrapol

Removes excess dye from hand dyed fabrics. Removes sizing from fabric prior to dyeing. Comes in 4 or 16 ounces.



Bubble Jet Set

A simple non-toxic chemical formula designed to treat fabric for permanent images with Ink Jet Printers. This product allows you to treat your own fabric at home and create your own designs when making your craft projects.



Quilters Academy Club

Come and build your quilting skills. Many of us have taken quilt classes and have learnt to do many different projects, but the basic skills needed to really understand the process are severely lacking, like cutting, sewing, and pressing skills. Do your blocks come out to the exact size within a thread, if it doesn't then you definitely want to come and partake in the club. We will be working through Harriet Hargrave's Quilters Academy books. We will meet every 3 weeks on a Sunday afternoon. The class will be lectures and demo's that will walk you through a series of classes, lessons and projects that will build one skill on another so that when you have worked your way through the entire series of books you will be well on your way to being a master piecer.

Sunday, September 18,
October 16, November 13,
Dec 11, 2011 1 pm - 3 pm or
Wednesday, September 21,
October 19, November 16,
Dec 14 1 pm - 3 pm
Cost: \$40 + taxes



\$20 Quilt Club

Register anytime starting August 1, 2011
Choose colour ways starting Saturday September 10, 2011. The shop will open early that day at 9am. Remember the early bird gets their colour choice. Pick up days are the second Wednesday to Saturday of the month starting in October 2011. Color ways can be viewed on the website www.quilterscottage.ca.

How it works:

1. Must pick up blocks on designated days.
 2. The first block starting in September will cost \$20 plus taxes.
 3. The block must be completed and shown in person (husbands, sisters, cousins, friends etc can not bring it in for you) the following month on the designated days. If completed you will receive the next block pattern and fabric pack free!!!
 4. you must be present and block completed to receive your next block free. There are NO EXCEPTIONS!!! If you are unable to make it we will hold a block package for you but it will cost \$5 +tax to start again.
 5. There will be 3 applique blocks. You can do it by hand, machine, or heat & bond.
- If you show up for the 12 month program you will have 12 blocks for \$20. There will be a pattern at the end of the 12 months to set these blocks into a queen size quilt. Please call and register as we do have a limited amount of block packages. Registration will start in August

Rulers

Flying Geese No Math Ruler

Make perfect flying geese for any project in 12 different sizes as well as half-square triangles and quarter-square triangles. No math..no waste..no triangles to cut and no bias edges. Use with Lazy Girl LGD801 Flying Geese & More book. Designed by Joan Hawley.



Triangle Trimmer Handy 2 piece set of tools for trimming tips off triangles for more accurate patchwork. Easy to understand directions printed on trimmers



Perfect piecing ruler

Mark your sewing machine for Perfect Piecing every time! Position your needle for a perfect scant 1/4in seam. Great for use when you don't have a 1/4in piecing foot available. You can even use it to check the accuracy of your 1/4in foot



Quick Quarter Tool A great tool to divide a square!



Cutting Corners Ruler

Includes a 16 page instruction booklet with bonus setting pattern. The Cutting Corners Ruler gives you the simple and accurate measurements to eliminate a corner from a block, a square, a rectangle or triangle, while leaving the seam allowance on the remaining piece.



Nine Degree Ruler Instructions for over 20 designs. Ruler comes with complete instructions & yardage requirements for all 20 patterns! Unique quilts, home decorations, place mats, table covers, tree skirts & clothing something for everyone! Create 18in fans and 36in circles



Precision Trimmer Use this nifty, multi-purpose 6.5in rotary cutting ruler to make perfect squares sizes 1.5in to 6.5in inches (including seam allowances; center prints, piecing and applique in each size of square; trim points for easy matching on a 45 degree angle. 6-1/2in

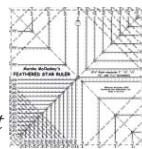


Ruler Connector Contains 1 connector piece. Use to connect two 12in acrylic rulers into a 24in ruler, use to connect two 12in acrylic rulers into a 12in square ruler, or use to connect two 12in acrylic rulers into a corner square.



Feathered Star Ruler

A ruler that measures squares in 1in, 1/2in, 1/4in, 1/8in and 1/16in increments - over 50 different sizes from 3/4in to 4 5/16in. It can be used for rotary cutting squares two triangle squares, and four-triangle squares (like the Precision Trimmer 6, only with a lot more square sizes.

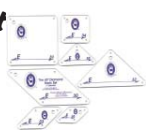


Jewel Box The jewel box offers something new for today's quilter -- Medallion quilts with TEN sides. Make many unique designs with the set of Jewel Box tools. Both tools are screen printed and made from 1/8in acrylic.




Perfect Patchwork Template set

7 pieces. Like other diamonds in the Perfect Patchwork Template System, the diamonds in Set E feature marking holes for dot-to-dot sewing. Make a variety of perfect 6in & 12in blocks based on a 45-degree diamond.




Creative Grid Rulers

Easy-to-read black & white markings. 1in grid with 1/8in and 1/4in increments. Includes 90 degree angle. Turn-a-Round feature. Embedded Gripper Dots hold fabric while cutting. Exceptional quality. Exclusive line. Carry many sizes



House Ruler

Cut every shape under the roof! The House Ruler cuts half-square triangles; quarter-square triangles; trapezoids; parallelograms; diamonds from squares & rectangles; house shapes and barn shapes fast, easy and accurately. Designed by Susan Knapp & Mary Jane Mattingly of the Quilt Branch.



Wonder Cut Triangle Ruler

The WonderCut Triangle Ruler uses an easy to learn technique to quickly create equilateral triangles. A completely self contained tool for cutting strips and triangle blocks.



Rule your Rulers Hanger

Conveniently hang all your sewing, quilting and craft rulers in one spot. 6-1/2in metal ring features a hanger and rubber tipped split in ring for easy removing and adding of rulers.



Etcetera...

GIFT CERTIFICATES A great idea available in any amount! Can be used for classes or supplies

WISH BOOK Fill in your wish book, then when your loved ones come in looking for a gift for birthdays, anniversaries or Christmas you will never be disappointed

RETURN POLICY We do not accept any returns on copyrighted materials, such as books and patterns. We cannot accept returns on fabric unless it is defective. We will gladly accept returns on unopened merchandise with a receipt within 30 days of purchase. We appreciate your understanding of our policy.

BIRTHDAY - come in on your birthday month and receive 15% off any fabric purchase (yes you must show proof and you only get the discount once unless you are 90 or over)

SCISSOR SHARPENING \$4.50

Dull scissors? Get your scissors sharpened at Quilter's Cottage for only \$4.50



Remember...
We're open until
7:00 pm Thursdays

Quilter's Info

How do I calculate how much fabric I need for binding? Measure the length of your project and multiply that number by 2 (you have 2 sides on your project). Measure the Betty Frost width of your quilt and multiply that number by 2 (the top and bottom). Add the 2 numbers together then add another 10".

Divide that final number by 40" (width of fabric and this gives you some "cushion" in your calculating). That number equals the number of strips you'll need to cut for your binding. Finally, multiply that number by the width you like to cut your binding strips; most people prefer to use a 2 1/2" strip. That final number represents the number of inches you need to have so you can cut your strips and sew them together for binding. Use this formula and feel comfortable in figuring out how much binding you need:

Length of the project _____ x 2 = _____

Width of the project _____ x 2 = _____

Add the 2 numbers on the right above: _____

Divide that number by 40 = _____

Multiply that number by 2.5 (or whatever width strip you cut for binding) = _____

How many squares can I get from a fat quarter?

From one fat quarter of fabric, which measures approximately (18" x 22"), you can cut the following: 99.....2" squares, 56.....2 1/2" squares, 42.....3" squares, 30.....3 1/2" squares, 20.....4" squares, 16.....4 1/2" squares, 12.....5" squares, 9.....6" squares, 6.....6 1/2" squares.

The Country Shop Hop

Oct 13-15, 2011

9:30 am -7:30 pm Thursday & Friday
9:30 am - 5 pm Saturday

Come and visit 4 different shops in 3 days. Pick up your passport at the first shop and get it stamped at all 4 shops to be eligible for 2 grand prizes of \$200 gift certificates. This year our theme is cats. Receive a different block design for your tote pattern at each shop. Also there will be door prizes, demo's and refreshments. There will be a special draw for those wearing a cat.....be creative! Also we will be doing Bring a tin for the bin, let's help those less fortunate than us. For more information give the shop a call.


If you want to car pool call and leave your name and we will try to connect you with other quilters.

Creative Grid Ruler

Trade In Event

Sept 26 - Oct 1

Bring us your tired and chipped, your cracked and scratched and maimed, no matter the brand, no matter the size rulers. We want to rid the countryside of rulers that have seen better days and allow you to replace them with shiny, new, easy to read, slip resistant creative grid rulers. We are offering you the opportunity to bring your old rulers to the shop and we will give you 20% discount on the purchase of a new creative grid ruler. Any shape or size can be exchanged for any shape or size of creative grid ruler. There is no limit to the number of rulers to trade in. You deserve the very best!!!



Pyjama Sale One Day Only

Saturday November 12, 2011 10am - 5 pm

Wear your pyjama's get 15% off your entire purchase
Wear your pyjama's, curlers in your hair and bring a bear to donate get 20% off your entire purchase.

(All bears will be donated to the cheer board)



International Quilt Club

Quilter's Cottage is about to embark on A Quilter's Tour of the Globe! Let us be your guide as we take you to exciting countries around the world and create a quilt at each stop. All you need to do is pack your bag—your sewing bag, that is (sewing machine and tools)—and we'll do the rest. The total package includes your personal tour guide (teacher Stacy), travel vouchers (instructions), custom threads (fabric kit), lodging (our classroom) and food (well, recipes, at least!). In four hours you should be able to complete the blocks (kits are pre-cut), and in many cases the layout as well. Just add borders if you like at home and your quilt is complete. We will meet at the terminal (quilt shop) on a Friday of the month at 6 pm and arrive (finish) at 12:30 pm. The first place we will visit is Mexico on September 23

Your Fee includes:

Pre-Cut Fabric kit - Choice of three color ways, your borders are extra so you can customize your quilt.

Instruction - 4 hours of class time

Pattern - all instructions to make quilt + recipe from the country

Cost: \$79.99 + taxes

If you complete your passport with

11 country's (11 classes)

you will get the twelve country free!!!!

October 14 - England

November 11 - Italy

December 16 - Egypt

QUILTERS SCHOOL 5

Saturday, Sept 24, 2011

or Thursday Nov 3, 2011

9 am - 3 pm

You are never too old to go back to school especially when the classes include sewing & quilting tips, cutting and binding techniques, ruler techniques, projects and a delightful lunch.

Your school day is divided into several "class periods" and each class features a different topic. The classes are presented lecture/demo style. Midday we take a break for a delicious lunch. The cost of lunch is included in the price. Each "student" will leave with project patterns, samples & product information and receive 10% off any purchases that day.

Register early as space is limited.

Quilt School 5 classes being taught:

- Mastering an accurate seam allowance
- How to press - what to look for in an iron and ironing board
- Twister Ruler • Easy Mitered placemats
- Disappearing 9 patch • Wondercut ruler
- Fusible webbing - types, how to use them
- Pineapple Plus • Battings, Battings and more battings
- Half square triangles - easy quick ways
- 10 minute blocks • Blazing Stars

Fee Includes:

- Class instruction • Delicious lunch
- Project patterns & product information
- Samples "new to Quilt School"
- 10% off any purchases

Cost: \$50 + taxes

Fall Sensation Open House

September 9 & 10, 2011

Friday 10 am - 7 pm & Saturday 10 am - 5 pm

Come and help us celebrate our fall sensational open house. This will be two days of inspiration to get your quilting juices flowing. Check out the "IT ONLY HAPPENS ONCE MYSTERY SALE" (you will not want to miss it). Come in and see our new classroom and check out the class projects. There will be demo's, samples, new fabrics and of course treats. Receive a free gift & free pattern for just coming in.





Retreats

S.O.S. (Save our Sanity) Quilt Retreat

March 9-11, 2011
Southbeach Resort

Ready to get away? Ready to be pampered? Ready to finish some of those projects hanging around your sewing room? This is truly a quilting retreat that you won't want to miss and sure to be a truly pleasant mix of quilting, learning, Jean Kehler friendship and fun! This is the perfect opportunity for you to gather with old friends, or plan on making new ones. There's lots to enjoy! You can participate in the Spinning Diamonds or Signs of Spring sew on your UFOs, or just sit, relax, and spend time with friends. The options are endless!!!

Your S.O.S. Retreat Fee Includes:

- Double Occupancy Room Accommodation
- All Meals • Gift Bag and Door Prizes • Demos

Your Workshop Fee Includes:

- All Instruction by a qualified Instructor • Pattern

Retreat Fees are \$190 + taxes

Class Fees are \$25 + taxes



Quilting Workshops

Spinning Diamonds

Strip sets are cut then placed together so the diamonds spin in a hexagon around the quilt top. This design only looks complicated but using simple strip piecing techniques and some simple tricks the quilt goes together very quickly.



Signs of Spring

A birdhouse, day lilies and purple cone flowers highlight this 32" w x 42" wall quilt. A bunny relaxes below while munching on a flower. Two robins are very busy building a nest. Patchwork baskets are paper pieced for the background. The applique pieces are done with the fusible technique. Lots of wonderful hints are included to make your project quick and fun to do. There are also great hints for quilting.



Santas Secret Quilt Retreat

Join in the fun with the elves at Quilter's Cottage Shop. Get a step ahead and have your stockings filled by the big day with Santa. There will be 3 days of non-stop sewing, food and fun! You know how things can get with the Cozy Elves! There will be numerous quilting projects to be done for your stocking. The retreat will start on Friday, Nov. 18 from 4 pm - 9 pm. Then you can keep your machines at the shop overnight so you can start bright and early and sew from 9 am to 8 pm on Saturday, Nov. 19 and Sunday, Nov. 20 from 9am - to 3 pm. This retreat will fill up quickly!!!

Fee Includes:

- Class Instruction
- Patterns
- Four meals and snacks
- Christmas gift

Cost: \$100 + gst



QUILTERS COTTAGE WORKSHOP S.O.S.

Registration Form

Name: _____

Address: _____

Province: _____

Postal Code: _____

Phone: _____

Email: _____

Retreat Fees are \$190 + taxes

Class Fees are \$25 + taxes

Workshop Payment

I am enclosing a cheque _____

I will pay with: Visa ___ Mastercard ___

Card Number & Expiry Date: _____

Signature & Date: _____

(required to confirm attendance & for Credit Card payment)

Please fax or mail your completed registration form along with payment to:

Quilter's Cottage

277 Main Street, Box 1220, Stonewall, MB, R0c 2z0

Or Fax: 204-467-7551 Phone: 204-467-2453

Email: quilterscottage@mts.net



Coupons

Cash Crunchers

To help with the cost of quilting we have come up with a few cash cruncher programs

- ✂ Get 15% off the backing when purchasing a kit or complete fabric for a quilt top.*
 - ✂ With every purchase over \$20 receive a free Itty Bitty Charm pack (ten 2 1/2" squares). Receive free pattern to use the Itty Bitty charms after every fifth purchase. ***
 - ✂ Come in during your birthday month and receive 15% off any fabric purchase (yes you must show proof and you only get the discount once unless you are 90 or over)
 - ✂ Purchase a short bolt and receive 15% off regular price (a short bolt has 1.5 m or less on it)
 - ✂ Fat Quarter Friday – Buy 3 already cut fat quarters and get 4th one free
 - ✂ Thread Tuesday – Buy 3 spools of thread of equal value and get the 4th spool free.
 - ✂ Quilters Frequent Buyer card – Purchase a \$20 frequent buyer card and receive 10% off all your regular priced purchases. **
 - ✂ Bring your own bag in and receive a ballot for a monthly draw of product. Let's go green one bag at a time.
 - ✂ Receive 10 Stacy Bucks for every dollar purchased before taxes. Use the Stacy bucks to purchase tickets for the customer appreciation auction in December
- *must purchase backing at same time of purchasing kit or fabric. **does not include block of the months, classes or kits ***turn in receipts

Customer Appreciation Silent Auction

Starting September 1st every purchase you make will entitle you to "Stacy Bucks". You will receive 10 Stacy bucks for every dollar spent (before taxes) In December we will have wonderful quilting items, books, notions, quilting baskets and mystery items that you can purchase tickets on with your STACY BUCKS. We will do the draws on December 24 so make sure you get your tickets. Remember to ask for your STACY BUCKS with every purchase.

Q U I L T I N G C O U P O N S

SEPTEMBER 1 - 15, 2011

25% OFF
REMNANTS

SEPTEMBER 16 - 30, 2011

20% OFF
ANY THREAD PURCHASE

OCTOBER 1 - 15, 2011

15% OFF
ANY BOOK PURCHASE

OCTOBER 16 - 31, 2011

25% OFF
STENCILS

NOVEMBER 1 - 15, 2011

20% OFF
ANY PATTERN PURCHASE

NOVEMBER 16 - 30, 2011

RECEIVE
15% OFF
RULERS

DECEMBER 1 - 15, 2011

RECEIVE
\$20 OFF
VELOCITY IRON

DECEMBER 16 - 31, 2011

RECEIVE
20% OFF
FABRIC PURCHASE

Coupons must be presented in person for instore purchases only.

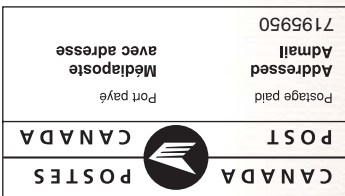
*One coupon per person.

Five Good Reasons To Shop At Quilter's Cottage

At Quilter's Cottage we realize you have many choices when it comes to choosing your favorite quilt shop. We just wanted you to know 5 good reasons to choose us to fill your quilting needs:

1. **Confidence:** You can shop with confidence at Quilter's Cottage always knowing your purchase is 100% guaranteed to please. If your product does not meet your expectations than we invite you to return it to us and we will do what we have to do to make you happy.
2. **Quality:** You can be assured that all products you purchase from Quilter's Cottage will be the best quality in the market. You deserve the best and that's what you will get from us. We pride ourselves on offering unique products from the pioneers in the industry.
3. **Service:** At Quilter's Cottage you will find service like no other. We offer top quilt expertise to assist you in your shopping experience. We are here to help you with all your quilting needs whether you purchased your product from us or not. We try every product that comes in the shop and we have prepared demo's for most product so just ask.
4. **Selection:** Quilter's Cottage offers one of the best selections of quilting fabric and supplies anywhere in Manitoba and Canada. We have literally thousands of items on our shelves. If there is ever anything you are looking for and you cannot find, please let us know. You will always find fun and interesting programs and events at Quilter's Cottage.
5. **Price:** We will never tell you that you will find all of our products at the lowest price but we will tell you that you will receive a very good value for your money as you will have the support you need to be successful as well as frequent sales and promotions.

At Quilter's Cottage you are more than just a number - you are a part of our family. We strive to insure your shopping experience is fun, exciting, and rewarding.



Quilter's Cottage
 Box 1220
 Stonewall, MB
 R0C 2Z0
 204-467-2453

Quilters Word Puzzle

Find These Block Names

Bears Paw, Mexican Rose,

Cherry Basket,

Churn Dash, Handy Andy,

Honeycomb,

Indian Hatchet, Kansas Troubles,

Log Cabin, Maltese Cross,

Orange Peel, Pickle Dish

Pine Tree, Roman Cross,

Shoo Fly, Star of Texas ,

The Mayflower

Quilt Block Names Word Search

| | | | | | | | | | | | | | | |
|---|---|---|---|---|---|---|---|---|---|---|---|---|---|---|
| Z | M | E | E | R | T | E | N | I | P | S | M | Y | O | M |
| V | E | L | C | K | N | S | B | Q | S | E | A | L | R | O |
| N | X | O | W | C | W | S | M | S | W | L | L | F | A | C |
| T | I | G | V | H | Y | O | O | B | A | B | T | O | N | W |
| E | C | C | P | U | X | R | C | M | P | U | E | O | G | S |
| K | A | A | T | R | L | C | Y | C | S | O | S | H | E | G |
| S | N | B | G | N | A | N | E | T | R | R | E | S | P | U |
| A | R | I | N | D | I | A | N | H | A | T | C | H | E | T |
| B | O | N | Q | A | C | M | O | U | E | S | R | Y | E | Q |
| Y | S | C | G | S | K | O | H | P | B | A | O | Z | L | E |
| R | E | B | U | H | Q | R | C | Z | F | S | S | B | Y | F |
| R | H | A | N | D | Y | A | N | D | Y | N | S | J | E | C |
| E | L | U | R | E | W | O | L | F | Y | A | M | E | H | T |
| H | Q | T | A | H | S | I | D | E | L | K | C | I | P | D |
| C | S | T | A | R | O | F | T | E | X | A | S | X | J | C |