

The Quail's Quill

News From Quail Run Needlework



June 2012

*Specializing In
Custom, Innovative
Finishing*

Mercado del Lago Center
8320 N. Hayden Rd.
Suite C112
Scottsdale, AZ 85258

480-551-1423
480-551-1425 (fax)
800-635-9750 (toll free)

www.quailrun-inc.com

Email

quailrun@quailrun-inc.com

Hours

Monday-Friday
10:00 a.m.-5:30 p.m.
Saturday
10:00 a.m.-4:30 p.m.
Closed Sunday

Owner

Susan E. Barlow



From Susan's Desk

June is a very busy month with classes, and the summer needlework market .

I am looking forward to bringing you the banner class on the 23rd. You can choose from the Noel, Boo or stitch a name of your choice. These are featured below and on display in the shop. This class is an opportunity to learn great background stitches, and two beading techniques—basket weave beading and brick beading.

I already have a list started of items to find for customers at market; so if you are in search of a special project, call or email so I can see what I can find for you. As always, I will be on the hunt for the latest gadgets, threads, books, counted designs and canvases.

Don't forget the Christmas in July Finishing Sale - 10% discount on finishing, plus free shipping (sale applies to Christmas items only—ornaments and stockings). It is our goal to provide you with unique, quality finishing. Just provide us with a list of the details so we can create your vision.

The Melissa Shirley Golden Cracker club will start in August. The designs are a lovely combination of gold and cream with unique embellishments. For those of you in town, we will be meeting once a month to have fun and stitch these kits. It will give us all a good reason to show off what we have accomplished each month.

Happy stitching!

Susan




**WE HOPE YOU'LL JOIN US ON FACEBOOK. WE'LL BE
KEEPING YOU UP TO DATE ABOUT CLASSES, TRUNKS SHOWS, NEW
ITEMS, AND MUCH, MUCH MORE.**



Let's Get Personal

When we received these canvases from **Robbyn's Nest Designs**, as part of our May trunk show, we were totally enchanted; as were many of our customers that have visited the shop. We all want to recognize the little ones in our lives, and what better way to do it than with these personalized, named canvases. All you need to do is choose from one of Robbyn's Nest borders, and they will personalize the canvases with the child's name.

Susan 





Continued next page.

"Any sufficiently advanced technology is indistinguishable from magic." ~ Arthur C. Clarke

Quail Run Needlework, Inc.

8320 N. Hayden Road, Suite C112, Scottsdale, AZ 85258

Let's Get Personal



Did You Know?

Q: Why is needlepoint so expensive?

A: The price of needlepoint can often shock people when they first walk into a needlepoint store. It is true that painted needlepoint canvases can be pricey. This is because most needlepoint canvases are painted entirely by hand, which is both time consuming and requires skillful artists. On a "stitch-painted" canvas each intersection of the canvas threads is assigned a particular color and in detailed areas the artist must dab paint onto each intersection—one intersection at a time. Painting a single canvas can take hours and hours. Also, the canvas itself is not inexpensive. It is manufactured in Switzerland and imported. Additionally, the market for needlepoint canvas is small so the number of sales per design is not great. This is definitely not an industry where "economy of scale" applies. Needlepoint need not be expensive however. To economize, explore working from a needlepoint chart and/or experimenting with Bargello stitches/designs. Quail Run sells blank canvas by the square inch in all mesh sizes.

GET STITCHIN'

July is just around the corner, and that's the month to take advantage of

**Quail Run's 10% Finishing Sale
Free Shipping**

Discounts will be given for finishing work on all holiday ornaments and stockings.

So mark you calendar and get working on those holiday projects .

Sonoran Desert Stitching

My blog, Sonoran Desert Stitching, will debut this month. I hope you will enjoy the articles and pictures. I look forward to sharing projects with you, class pictures and needlework news.

Susan 

Summer's Here

Whether we love the heat of summer or hate it, we can't stop those hot, dry days from coming. So why not embrace the season by stitching a canvas that celebrates summer.



Susan Roberts



Ewe & Eye



Cooper Oaks



Mary Lake-Thompson



Maggie

Summer's Here




Alice Peterson



Kirk & Hamilton



Tapestry Tent (Liz)




Rebecca Wood




Danji Designs

Summer's Here

Needle Crossings



Renaissance Designs



John Johannsen



B&B Canvas & Tote



HP Designs

Quail Run Needlework, Inc.

8320 N. Hayden Road, Suite C112, Scottsdale, AZ 85258

Ask Susan

The question this month is from **Amanda Colt, Arizona**.
Could you explain to me what it means when a canvas is "stitch painted".



A stitch painted canvas has each individual intersection painted in the design. Such canvases are expensive because of the time involved in painting.

Stitch painted canvases make it easy to determine where each color should be placed. Each color is distinct with no shading from one color to another. This means straight lines are straight as are letters, numbers, stripes, squares, and other geometric areas.

Many beautiful designs are not stitch painted. While other canvases have only the important areas stitch painted.

I find a new a stitcher is more comfortable with the simpler, stitch painted design. Then as they become more confident, they start to explore shading found an other canvases.


Here are some examples for you.



Shaded Design—Not Stitch Painted



Combination Stitch Painted & Shading



Stitch Painted

For her question, Amanda received a pair of Bohin scissors.

Email your question and if it is picked for the next newsletter you will also receive this gift.

Email a question to: quailrun@quailrun-inc.com

Please write "Newsletter Question" in the subject line.

"Getting information off the Internet is like taking a drink from a fire hydrant." ~ Glenn Turner

Quail Run Needlework, Inc.

8320 N. Hayden Road, Suite C112, Scottsdale, AZ 85258

Take A Bow

We hope you enjoy these finished pieces (stitched by Quail Run customers) as much as we do.



This golf canvas, made into a tray, is sure to get lots of use, along with compliments.
Stitcher, **Nancy Daly**.



Dora Greek's bag is fun and elegant at the same time.




Eric Morrison's "boot" stocking is perfect for our AZ lifestyle. Finished in leather fringe, this stocking is sure to be a conversation piece

With the addition of Swarovski crystals, **Deborah Hendrix** ensured that this wedding box is very special .



Joan Barlow has just added these two sweet angels to her holiday collection.



Although this scissor case is meant to be functional, it's design is outright fun. Stitcher, **Jennifer Wortzman**.

Take A Bow



One little tot is going to love this truck inspired stool—street lines and all. Stitcher is (Quail Run's "turbo stitcher") **Gracellen Goodman.**



This interesting Norwegian Snow Queen was stitched by **Pat Dauphinas.**

Sometimes small is just perfect. This snowglobe ornament was stitched by **Kate Fallis.**



What an eye-catcher! The quilted red fabric used to finish the pillow picks up on the plaid design of Santa's shirt. Stitcher, **Tisha Shaski.**




Nina Claridge stitched this sweet baby's basket. Quail Run's finisher added beading to compliment the design and colors.

Bring A Canvas To Life—Potted Cat



This is the second and final installment for our whimsical
"Potted Cat" Bring A Canvas To Life series.

Susan 

The stitch guide for this part of "Potted Cat", includes the stitches for the flowers, vines, leaves and background.

I used ribbon for both the leaves and the flowers for two reasons—the colors and the dimension that they add to the completed piece. If you are not familiar with the many uses of ribbon, there are some great books to tutor you. I particularly like "The A-Z of Ribbon Embroidery." The step-by-step instructions are excellent.

I used Seagrass for the vines and wrapped the stem stitch. Beaded bugs hang on the vines.

The background is one of my favorite stitches—Sevens and L's. This was stitched using an over dyed floss combined with a Kreinik braid in a soft yellow.

This completes the Potted Cat. I hope you enjoyed this piece and can use some of the ideas when you go to embellish your next canvas.



[CLICK HERE TO VIEW THE STITCH GUIDE FOR THE VARIOUS AREAS](#)

"I used to think that cyberspace was fifty years away. What I thought was fifty years away, was only ten years away. And what I thought was ten years away. It was already here. I just wasn't aware of it yet."



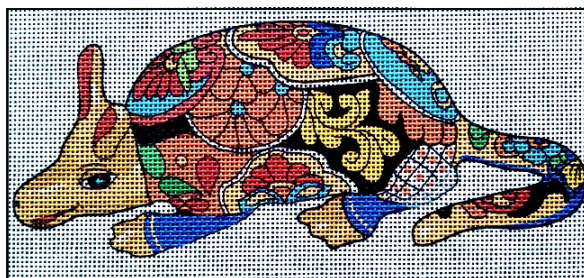

~ Bruce Sterling

Quail Run Needlework, Inc.

8320 N. Hayden Road, Suite C112, Scottsdale, AZ 85258


June Trunk Show

Jelly Bean Designs brings us great canvases. Their dog canvases successfully capture the expression of the breed. And we particularly like the images of Talavera pottery they incorporate—something not commonly seen from other designers.





New Quail Run Designs

The latest **Pam Hobbs** design.
The design is 7" x 8.5",
painted on an 18 mesh canvas.



I can't count the times I stopped to stare at an exquisitely designed and stitched kimono. My appreciation of these pieces has prompted the addition of six kimonos to the Quail Run line of designs.

Susan 



We will share this series of kimonos over the upcoming months.

Upcoming Classes



Bargello Pumpkin Quail Run Teachers' Series


This is a great class for those who want to learn Bargello, or fine tune their Bargello skills. And if you have never stitched congress cloth, here's your opportunity. With Bargello as part of your 'stitching repertoire' you can use it to embellish painted canvases, use it for counted needlepoint, or even create your own design. It's use is limitless.

In addition to learning all about this versatile family of stitches, you're left with a completed piece that can be finished in fun, attractive ways—a pillow tucked in the corner of a sofa, framed and set on a kitchen shelf, or perhaps a decorative stand-up for the fall season.

Saturday, July 28th

Upcoming Classes

Needlepoint 101 *Quail Run Teachers' Series*



As part of Quail Run's Teachers Series,
we've introduced a new class.

Because it's not unusual to overhear shoppers that are browsing the canvases or admiring the finished pieces comment that "they used to needlepoint", or that they "wouldn't know how to do anything other than the basics", we've developed "Needlepoint 101".

Students will learn the basics of basket weave along with 12 other stitches using 12 different threads. The learning piece is a fun canvas that will have their initial at the center and various stitches and fibers on the borders. Each student chooses the colors to be used.

The completed piece will make a great pillow, or embellishment for a tote.

The class is held
the second Saturday of each
month.

Hours are 10:00 to 12:00
& continued
1:00 to 3:00

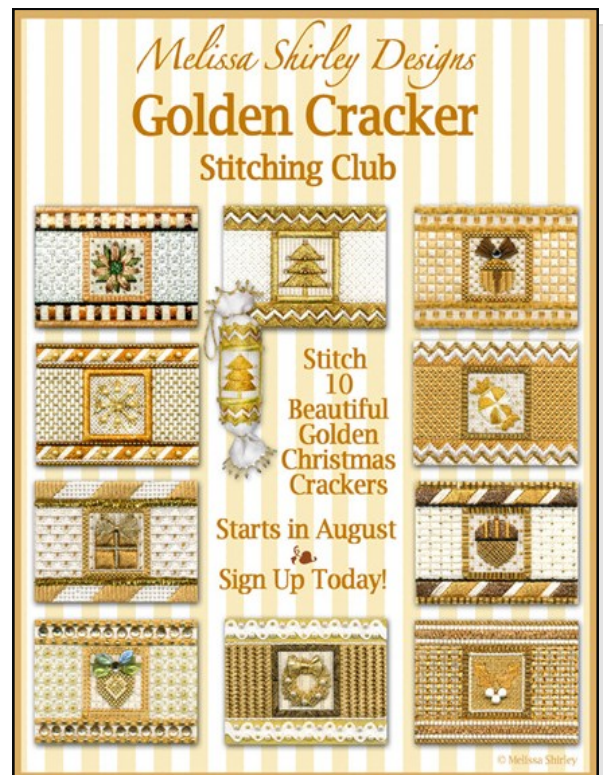
Golden Cracker *Stitching Club* *Melissa Shirley*

We are very excited to be among a network of
needlepoint shops across the country to bring
you this fabulous stitching club.

The crowning touch for a family's holiday celebration is sitting down to the traditional feast at an exquisitely set table. All the best dishes and silverware are brought out to create a magical meal. Well, Melissa Shirley has just pushed that table over the top with her series of Christmas crackers.

This stitching club includes ten beautiful and unique designs by this much respected designer, and wonderful stitch guides by Robin King.

The club begins in August,
Call the shop to sign-up.



Upcoming Classes

Magnolias *Quail Run Teachers' Series*



Earlier this year, this canvas was part of the newsletter's "Bring a Canvas to Life" series. Customers have expressed considerable interest in this beautiful canvas so we've decided to make it part of the shop's Teachers' Series.

Saturday, July 14th
Saturday, July 21st

Totem Pumpkins *Quail Run Teachers' Series*

This canvas screams fun—fun—fun! What a great way to celebrate Halloween, or the fall season in general, than with this whimsical, colorful canvas.

It also provides an opportunity to experience some new stitches and threads.

Finished, this would make a wonderful pillow or framed piece for the entryway credenza.



Saturday, August 11th
Saturday, August 18th

Classes are held at random times throughout the month. Check our calendar for dates. Canvas, fibers and instructional material are included in all classes. Seating is limited so early sign-up is recommended.

Quail Run Needlework, Inc.

8320 N. Hayden Road, Suite C112, Scottsdale, AZ 85258

Upcoming Classes

Funky Birds *Quail Run Teachers' Series*



Not only is this **Alice Peterson** canvas eye-catching; the design perfectly lends itself to a full variety of stitches and threads, beading and assorted techniques.

This class will provide both the beginning and experienced stitcher the opportunity to tackle something new, and add to their stitching experience.

Saturday, August 25th

Sedona a Threadscape *National Teachers' Series*


Lois Kershner, is a well-known national teacher. She designs and embroiders wonderful scenes taken from nature. In this special class, the red rocks of Sedona are beautifully represented with thread. Following, Lois describes her inspiration for this unique art.

"An enjoyment and appreciation of the beauty of nature and natural forms is the motivating inspiration behind my designs. Essentially I paint with thread, creating the illusion of light, shadow, perspective, and texture through thread and stitch selection and placement."

"In my 'threadscapes' I use canvas embroidery to record memorable places and experiences much as others use travel journals, photo albums, and sketch books."

To view more of her art, and learn about the artist, visit Lois's web site: www.loiskershner.com

Friday, November 9th
Saturday, November 10th



Classes are held at random times throughout the month. Check our calendar for dates. Canvas, fibers and instructional material are included in all classes. Seating is limited so early sign-up is recommended.

Quail Run Needlework, Inc.

8320 N. Hayden Road, Suite C112, Scottsdale, AZ 85258

Quail Run Needlework Calendar

June 2012

Sun	Mon	Tue	Wed	Thu	Fri	Sat
					1 Stitch Studio 1:30-3:30	2 Stitch Studio 10:00-noon & 1:00-3:00
3 Closed	4 Stitch Studio 1:30-3:30	5 Stitch & Chat 1:00-4:00 Private Lesson 10:00-noon & 1:00-3:00	6 Stitch Studio 10:30-12:30	7 Stitch & Chat 1:00-4:00 Private Lesson 10:00-noon & 1:00-3:00	8 Stitch Studio 1:30-3:30	9 Needlepoint 101 10:00-noon & continued 1:00-3:00 Stitch Studio 10:00-noon & 1:00-3:00
10 Closed	11 Stitch Studio 1:30-3:30	12 Stitch & Chat 1:00-4:00 Private Lesson 10:00-noon & 1:00-3:00	13 Stitch Studio 10:30-12:30	14 Stitch & Chat 1:00-4:00 Private Lesson 10:00-noon & 1:00-3:00	15 Stitch Studio 1:30-3:30	16 Stitch Studio 10:00-noon & 1:00-3:00
17 Closed	18 Stitch Studio 1:30-3:30	19 Stitch & Chat 1:00-4:00 Private Lesson 10:00-noon & 1:00-3:00	20 Stitch Studio 10:30-12:30	21 Stitch & Chat 1:00-4:00 Private Lesson 10:00-noon & 1:00-3:00	22 Stitch Studio 1:30-3:30	23 Banner Class 10:00-noon & continued 1:00 to 3:00 Stitch Studio 10:00-noon & 1:00-3:00
24 Closed	25 Stitch Studio 1:30-3:30	26 Stitch & Chat 1:00-4:00 Private Lesson 10:00-noon & 1:00-3:00	27 Stitch Studio 10:30-12:30	28 Japanese Embroidery Stitch & Chat 10:00-4:00 Stitch & Chat 1:00-4:00 Private Lesson 10:00-noon & 1:00-3:00	29 Stitch Studio 1:30-3:30	30 Japanese Embroidery Stitch & Chat 10:00-4:00 Stitch Studio 10:00-noon & 1:00-3:00

[**CLICK HERE FOR AN EASY TO PRINT CALENDAR**](#)

<u>Stitch & Chat:</u>	Come join fellow needlework enthusiasts for a few hours of stitching.
<u>Stitch Studio:</u>	Bring a new or old project to life with a wonderful array of threads and amazing stitches.
<u>Private Lesson:</u>	A one-on-one experience is the perfect way to get started learning the art of needlepoint.
<u>Needlepoint 101</u>	Learn basket weave & 12 unique stitches using 12 different threads.