

# The Quail's Quill

## News From Quail Run Needlework



May 2012

*Specializing In  
Custom, Innovative  
Finishing*

Mercado del Lago Center  
8320 N. Hayden Rd.  
Suite C112  
Scottsdale, AZ 85258

480-551-1423

480-551-1425 (fax)

800-635-9750 (toll free)

www.quailrun-inc.com

### Email

quailrun@quailrun-inc.com

### Hours

Monday-Friday

10:00 a.m.-5:30 p.m.

Saturday

10:00 a.m.-4:30 p.m.

Closed Sunday

### Owner

Susan E. Barlow



### *From Susan's Desk*

**T**his is a busy time of years with graduations, weddings and holidays. For that grad, we have lots of great gift ideas; Ipad covers with a decorative canvas or one with initials. Key fobs for those dorm and car keys, ID tags for computer cases. For the bride in your family, we have a beautiful handbag with lovely closure and chain that she can use as a evening bag for years to come after the wedding. There are ring bearer pillows as well. Great tote bags for that high school grad going off to college in the fall with coordinating canvases to stitch for the front. **And for that special mom on Mother's Day**, chose a new book, tool, three pocket project bag in many sizes ( a pocket for the canvas/stitch guide, one for the threads and the third for tools); or you may chose a gift certificate in a neat little gift box so a class or special canvas can be chosen.

I have started a lending library of stitching DVDs. This is a great way to preview a DVD and see if you want to purchase it. You have use of the DVD for 3 days for a minimal fee. Then, if you want to purchase the DVD, the fee will be applied to the purchase price. I have compiled a list of DVDs available, so check with us to see if we have one you are considering purchasing.

The Spring Clearance Sale is May 4-12. There will be lots of great buys. Stop in and check out the sale table or give us a call. This will make room for the new items that will be coming from the June needlework market.

The Funky Birds Cass is scheduled for August. Lots of good threads and stitches to make this canvas a great projects. There are numerous options for finishing with a 10% discount. The Bargello Pumpkin Class is July 28. We also have our Japanese embroidery class returning for the second class in July followed by our third class in November.


Things to look forward to:

**New items from Columbus Market** in June

The **Christmas in July Finishing Sale**—10% discount on Christmas ornaments and stockings brought in during this month.

We looking forward to helping you with all your questions and projects. Quail Run is dedicated to providing you with great merchandise and exceptional customer service.

Happy stitching.

*Susan* 

## Spring Clearance Sale

**Come in and save** while helping us to clear selected items from our walls and shelves to make room for new products from market.


**You're sure to find something  
with your name on it.**

**CANVASES  
&  
ACCESSORIES**

**May 4th - 12th**

## Geometric Designs

In our March newsletter we showcased 'seasonal canvases', a departure from holiday themes. Geometric designs are also ideal for displaying and using year round. Geometrics include a wide range of styles—from ultra modern to Oriental and American Indian motifs. Designs can be found for both counted needlework and needlepoint.

Susan 




Sophia Designs



Magic Needle, adapted from Klee



Ann Wheat Pace



Associated Talents






Associated Talents

Worry never robs tomorrow of its sorrow, it only saps today of its joy. ~ Leo Buscaglia

Quail Run Needlework, Inc.

8320 N. Hayden Road, Suite C112, Scottsdale, AZ 85258


# Charted Needlework



Alice Peterson



Charlie Harper's 'animal graphic designs' are spectacular. To make them more special than they already are, each comes with the story describing the inspiration behind the design.



Sophia Design



## New Pam Hobbs Canvases

As promised in our last newsletter, we continue to share the designs of our newest artist, Pam Hobbs. We hope you love the colors and lively designs as much as I do


Susan 



If you would like more information about any of these canvases, please call the shop. We're always happy to answer your questions.

Quail Run Needlework, Inc.

8320 N. Hayden Road, Suite C112, Scottsdale, AZ 85258



We're very fortunate to have **Lois Kershner** coming to Quail Run in the fall to teach us her beautiful and unique art. Until then, we can learn about her artistry through her recently published book, "**Threadscapes**." It's on shop's bookshelves now.

For more about Lois and her class, see our "Upcoming Classes" page further on in this newsletter.

**THE PERFECT PURSE FOR THE BEAUTIFUL BRIDE.**



**Did You Know?**

- Q: What is the difference between needlepoint and embroidery?
- A: Needlepoint and embroidery use many of the same stitches except that needlepoint is done on canvas while embroidery is done on linen fabric and does not, unlike most needlepoint, cover the entire ground fabric. Presently, needlepointers are becoming more and more comfortable with the idea of leaving some of the canvas exposed and so the difference between the two are beginning to blur. Needlepoint often utilizes a hand-painted design on canvas, whereas embroidery is done either freehand or as fill-in of an area that has been previously outlined. Embroidery is done on fabric and does not cover the ground fabric completely.

**WE HOPE YOU'LL JOIN US ON FACEBOOK. WE'LL BE KEEPING YOU UP TO DATE ABOUT CLASSES, TRUNKS SHOWS, NEW ITEMS, AND MUCH, MUCH MORE.**



## Take A Bow

Each month we love to share a few of the fabulous pieces completed by Quail Run stitchers.



**Cathy Sexton** will be stylin' with this eye-catching bag.



**How fun is this!** **Jennifer Wortzman's** choice of threads and stitches (tassels and all), coupled with imaginative finishing makes this a very special piece.



**Gracellen Goodman** is among Quail Run's avid needlepoint enthusiasts. We always look forward to seeing her finished pieces—they never disappoint!



## Ask Susan

This month's question came from **Regan Cromwell from Washington**. She writes: "I have difficulty with threads like very velvet, ultrasuede that seem to split and I find it hard to pull through the holes. Can you help?"



Here are a couple of techniques.

- ◆ Use a needle a size up from what you would usually use. This will open the canvas hole and make it easier to pull the threads through. Also, it will be easier for you to thread the needle so less stress on the thread.
- ◆ Use short lengths of these threads.
- ◆ Keep the tail short and maintain the same tail length. This will prevent wear and tear on the thread that happens if the needle is constantly moved up and down the thread.
- ◆ Always separate the needle you use on metallics from the ones you use on other threads. The metallic threads will serrate the eye and so if you use this on a silk or velvet it will shred that thread. For the same reason, you should use a separate pair of scissors to cut metallics so to not damage or dull your good scissors used on other threads.

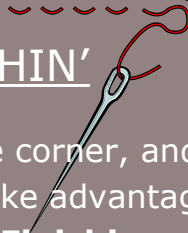
**For her questions, Regan received a pair of Bohin scissors.**

Email your question and if it is picked for the next newsletter you will also receive this gift.

Email a question to: [quailrun@quailrun-inc.com](mailto:quailrun@quailrun-inc.com)

**Please write "Newsletter Question" in the subject line.**

## GET STITCHIN'



July is just around the corner, and that's the month to take advantage of **Quail Run's 10% Finishing Sale**.

Discounts will be given for finishing work on all holiday ornaments and stockings.

So mark your calendar and get working on those holiday projects .

**Gift giving doesn't have to be hard to be perfect.**

Stop by or call to inquire about Quail Run's easy to use gift certificates.



	<b>Gift Certificate</b> <u>QUAIL RUN NEEDLEWORK</u>	Quail Run Needlework Mercado del Lago Center 8320 N. Hayden Road Suite C112 Scottsdale, AZ 85258  480-551-1423 800-635-9750 Toll Free
This certificate entitles _____		
to _____		
Authorized by _____		
Expires _____	Number _____	


"Worrying is like a rocking chair, it gives you something to do, but it gets you nowhere."  
~ Glenn Turner

Quail Run Needlework, Inc.

8320 N. Hayden Road, Suite C112, Scottsdale, AZ 85258

## May Trunk Show

**Robbyn's Nest** designs is a run by a mother and daughter duo—Robbyn and Ashleigh Nease. Their catalog includes a variety of subjects—music, children, holiday pieces, and more. They also create custom pieces—either from a photograph or imagination.



## Bring A Canvas To Life—Potted Cat




This is the first of two installments for our whimsical “**Potted Cat**” Bring A Canvas To Life series. This canvas was chosen for all the stitchers who love cats.

*Susan* 

This funny cat has a coat that is thick and not groomed. I worked the long and short stitches in rows but in this case there was not a range of shades as in a lot of animals to be worked. Each new row of long and short stitches splits the stitches of the previous row. This blending of the stitches creates a realistic design and works great for animal fur. A mixture of Wisper and Burmilana were the threads used.

For the pot the same Watercolors was used for the rim and the base of the pot; but by using a horizontal stitch on the rim, it appears to be darker.

The ears and nose were felted. Sequins and a bead were used for the eyes. Extra long bullion and straight stitches were used for the whiskers. This canvas is a quick stitch. In the next session you can enjoy the flowers and leaves done with silk ribbon, the stems in Sea Grass and several suggestions for the background.



[CLICK HERE TO VIEW THE STITCH GUIDE FOR THE VARIOUS AREAS](#)

“It takes a real storm in a person's life to make him realize how much worrying he has done over the squalls.”  
~ Bruce Barton

### **Southwest Ornament of the Month**

This month's 'Ornament of the Month' is **Chilies**.  
The design is 3.5" x 3.5", painted on an 18 mesh canvas.



To purchase the canvas, threads and/or **available stitch guide**, please call the shop.

### **New Quail Run Design**

In keeping with Quail Run's interest to bring you canvases that celebrate our wonderful state, we add this **Quail & Poinsettia** canvas to our collection. The design is 6" x 4", painted on an 18 mesh canvas.



**Finishing idea:** Framed Piece

### **Upcoming Classes**



### ***Bargello Pumpkin Quail Run Teachers' Series***

This is a great class for those who want to learn Bargello, or fine tune their Bargello skills. And if you have never stitched congress cloth, here's your opportunity. With Bargello as part of your 'stitching repertoire' you can use it to embellish painted canvases, use it for counted needlepoint, or even create your own design. It's use is limitless.

In addition to learning all about this versatile family of stitches, your left with a completed piece that can be finished in fun, attractive ways—a pillow tucked in the corner of a sofa, framed and set on a kitchen shelf, or perhaps a decorative stand-up for the fall season.

***Saturday, July 28th***

## Upcoming Classes

### *Funky Birds* *Quail Run Teachers' Series*



Not only is this **Alice Peterson** canvas eye-catching; the design perfectly lends itself to a full variety of stitches and threads, beading and assorted techniques.

This class will provide both the beginning and experienced stitcher the opportunity to tackle something new, and add to their stitching experience.

*Saturday, August 18th*

---

### *Sedona a Threadscape* *National Teachers' Series*


**Lois Kershner**, is a well-known national teacher. She designs and embroiders wonderful scenes taken from nature. In this special class, the red rocks of Sedona are beautifully represented with thread. Following, Lois describes her inspiration for this unique art.

"An enjoyment and appreciation of the beauty of nature and natural forms is the motivating inspiration behind my designs. Essentially I paint with thread, creating the illusion of light, shadow, perspective, and texture through thread and stitch selection and placement."

"In my 'threadscapes' I use canvas embroidery to record memorable places and experiences much as others use travel journals, photo albums, and sketch books."

To view more of her art, and learn about the artist, visit Lois's web site: [www.loiskershner.com](http://www.loiskershner.com)

*Friday, November 9th*  
*Saturday, November 10th*



Classes are held at random times throughout the month. Check our calendar for dates. Canvas, fibers and instructional material are included in all classes. Seating is limited so early sign-up is recommended.

Quail Run Needlework, Inc.

8320 N. Hayden Road, Suite C112, Scottsdale, AZ 85258

# *Quail Run Needlework Calendar*

## *May 2012*

Sun	Mon	Tue	Wed	Thu	Fri	Sat
		1	2	3 Stitch & Chat 1:00-4:00  Private Lesson 10:00-noon & 1:00-3:00	4 Stitch Studio 1:30-3:30	5 Stitch Studio 10:00-noon & 1:00-3:00
6 Closed	7 Stitch Studio 1:30-3:30	8 Stitch & Chat 1:00-4:00  Private Lesson 10:00-noon & 1:00-3:00	9 Stitch Studio 10:30-12:30	10 Stitch & Chat 1:00-4:00  Private Lesson 10:00-noon & 1:00-3:00	11 Stitch Studio 1:30-3:30	12 Stitch Studio 10:00-noon & 1:00-3:00
13 Closed	14 Stitch Studio 1:30-3:30	15 Stitch & Chat 1:00-4:00  Private Lesson 10:00-noon & 1:00-3:00	16 Stitch Studio 10:30-12:30	17 Stitch & Chat 1:00-4:00  Private Lesson 10:00-noon & 1:00-3:00	18 Stitch Studio 1:30-3:30	19 Stitch Studio 10:00-noon & 1:00-3:00
20 Closed	21 Stitch Studio 1:30-3:30	22 Stitch & Chat 1:00-4:00  Private Lesson 10:00-noon & 1:00-3:00	23 Stitch Studio 10:30-12:30	24 Japanese Embroidery Stitch & Chat 10:00-4:00  Stitch & Chat 1:00-4:00  Private Lesson 10:00-noon & 1:00-3:00	25 Stitch Studio 1:30-3:30	26 Japanese Embroidery Stitch & Chat 10:00-4:00  Stitch Studio 10:00-noon & 1:00-3:00
27 Closed	28 Stitch Studio 1:30-3:30	29 Stitch & Chat 1:00-4:00  Private Lesson 10:00-noon & 1:00-3:00	30 Stitch Studio 10:30-12:30	31 Stitch & Chat 1:00-4:00  Private Lesson 10:00-noon & 1:00-3:00		

[Click here for an easy to print calendar](#)

<u>Stitch &amp; Chat:</u>	Come join fellow needlework enthusiasts for a few hours of stitching.
<u>Stitch Studio:</u>	Bring a new or old project to life with a wonderful array of threads and amazing stitches.
<u>Private Lesson:</u>	A one-on-one experience is the perfect way to get started learning the art of needlepoint.