

# The Quail's Quill

## News From Quail Run Needlework



April 2012

*Specializing In  
Custom, Innovative  
Finishing*

Mercado del Lago Center  
8320 N. Hayden Rd.  
Suite C112  
Scottsdale, AZ 85258

480-551-1423  
480-551-1425 (fax)  
800-635-9750 (toll free)

[www.quailrun-inc.com](http://www.quailrun-inc.com)

### Email

[quailrun@quailrun-inc.com](mailto:quailrun@quailrun-inc.com)

### Hours

Monday-Friday  
10:00 a.m.-5:30 p.m.  
Saturday  
10:00 a.m.-4:30 p.m.  
Closed Sunday

### Owner

Susan E. Barlow



### *From Susan's Desk*

I have had a great time stitching models for the store. Come in and check out the wonderful models that include totes, ornaments, a Christmas tree and a snowglobe. There is a fabulous black bag with an animal print strap. If you have a belt you do not wear you can have it made into a strap for an overnight bag, computer bag or tote. Or another way to recycle is to have a pair of sandals made using the belt. We use the pieces left over for a key fob! One customer had us make a headband with the left over piece from her sandals. So let us help you find a solution to your finishing questions, as there are many creative ideas that can be used when finishing your stitched piece.

The next canvas for "The Bring a Canvas to Life" is the Potted Cat. I chose this to demonstrate some needle painting on the cat as well as well as more ideas for silk flowers, and a great stitch and thread for the pot. Join me in stitching this canvas or just enjoy the lessons as they are published in this newsletter.

For those of you planning your summer stitching, don't forget a copy of the "Landscape" book for great stitch ideas for grass, sky, sand mountains, rocks; but it can also be used on backgrounds and clothing. It is a perfect travel companion to your "Stitches to Go" book.


We have a great selection of new canvases if you need a new project as well as all those great threads to complete your projects. Let us know if we can help with a stitch guide.

Our winter visitors are beginning to go home and we will miss you at stitching and in classes. It will be fun to see your projects in progress when we see you next fall or winter.

We had a wonderful Japanese Embroidery class with Mary Alice Sinton. See some of the projects Quail Run stitchers are working on in this newsletter. Just a reminder that Lois Kirschner will be here in November to teach her latest piece "Sedona", a thread scape. The Desert Snowglobe Class is April 21st and the Bargello Pumpkin Class is July 23. I am busy working on more classes for the summer, fall and next winter. Watch for the details on the website as well as on Facebook and the newsletter.


Lots of great things from the Dallas Market in the store pictured on the next pages, as well as on Quail Run's Facebook page. We look forward to seeing or hearing from you. My staff and I are eager to help with any project of any size.


Happy stitching.

Susan 

## New Pam Hobbs Canvases

Last summer, **Quail Run Designs** added a new artist to our line of designers. **Pam Hobbs** makes her home in the Florida Keys and her canvases reflect the colors and temperament of the area. Her designs have been so well received, that we have expanded her line. Over the next couple months, we will share her canvases not yet previewed in our newsletter.

*Susan* 




Quail Run Needlework, Inc.


8320 N. Hayden Road, Suite C112, Scottsdale, AZ 85258

## Japanese Beading & Embroidery

Quail Run has a fabulous group of men and women who stitch employing the techniques and styles known as Japanese beading and embroidery. Several times throughout the year, Mary Alice Sinton, a recognized national instructor, comes to the shop to conduct multi-day workshops. We love these days, because under Mary Alice's tutelage we get to see some of the most beautiful pieces come to life. You're always welcome to come by the shop on one of the class days and see some of these pieces for yourself. For those of you who can't however, we would like to share these projects. The below pictures were taken during the most recent class and include works in progress and one completed piece. As future classes are held, we will document through pictures, the progress of these pieces.

Susan 

Student, **Brenda Smith**, was working on 2 pieces—one embroidery, the other beading.




Hishi Kohana Fan



We're seeing this project just as it is getting started. The image represents just a fraction of the entire piece, so *lots* of beading ahead. When completed, the piece will be a Hishi Kohana beaded purse.

Like Brenda Smith, **Ann Madson** has just begun her Checker Board Purse.



The outlines are in place and the piece awaits the beads. When finished, the purse will look like the example to the right, albeit with slight color variations.



**Arlene Altman's** piece is called Karahana—a study in metal.



According to Arlene, gold thread is traditionally used, but her choice for this piece is silver.



## Japanese Beading & Embroidery

**Sandi VanWinkle**, is working on a traditional Sensu Fan.



On the right, **Richard Buchmiller** has begun a Sensu Fan like above. However, his approach is non-traditional with the use of blue silk for the background (traditionally it's white). He also shared his finished piece known as "Bouquet From The Heart Of Japan".



For more information about Mary Alice Sinton or this ancient form of needle art, visit her website:

[www.bluebonnetstudio.com](http://www.bluebonnetstudio.com)

Quail Run Needlework, Inc.

8320 N. Hayden Road, Suite C112, Scottsdale, AZ 85258

## Fab Fobs

If you're looking to add a fob to your stitching or personal belongings, look no further. The shop is brimming with choices. We have key fobs, scissor fobs, and even fobs that come with matching scissors.



This attractive and versatile bag comes with short handles, or you can customize by adding your own needlepoint strap.

Available in hot pink, turquoise, chocolate, Kelly green, red, yellow and orange. Hundreds of belts to chose from to stitch for the handle.

**WE HOPE YOU'LL JOIN US ON FACEBOOK. WE'LL BE KEEPING YOU UP TO DATE ABOUT CLASSES, TRUNKS SHOWS, NEW ITEMS, AND MUCH, MUCH MORE.**



Quail Run Needlework, Inc.

8320 N. Hayden Road, Suite C112, Scottsdale, AZ 85258

## New From Dallas's Market

Here are some of the items picked up at Dallas's 'Cash and Carry Market'.  
All items are in the store now.



This cute canvas makes up into a round box and is going to a stitcher who owns Scotties.



Floral collage—pull out your thread stash and let us help with stitches to enhance this canvas.



Three-dimensional items are so fun—this boot included.



Colorful, quick projects that make a great gift.



A great bag that holds a lot and has sturdy handles. Comes in khaki, blue and chocolate with great coordinating canvases to stitch. Perfect tote for beach or shopping.

Quail Run Needlework, Inc.

8320 N. Hayden Road, Suite C112, Scottsdale, AZ 85258

**New From Dallas's Market**



A beautiful pair of mittens to stitch that comes with the furry cuffs.




The perfect tree skirt for your small holiday tree.



These lightweight ipad cover come with a coordinating canvas to slip in the front pocket for quick self-finishing. Comes in black, hot pink, cocoa and red.

It folds to create a stand so is very functional.



This cuddly bunny is a great gift for that wonderful granddaughter. There is an adorable monkey huggable for your grandson.

Lightweight and sturdy, this small tote with the cheetah eyes canvas is waiting for you.

## Take A Bow

Seeing the pieces that come back from our finisher, is clearly one of the best parts of being in the needlework business!



**Sarah Vietor** is one of Quail Run's young stitchers. Her ladybug is fun and eye-catching and her bag is sure to draw attention wherever she goes.



This darling Santa is snugly tucked into the chimney and is as cute as can be. It will be a nice addition to **Michalene Lentino's** holiday tree.



This "Funky Hearts" pillow is a marvelous example of the variety and beauty of counted needlework. Stitcher, **Carol Roberts**.



What better way to finish this golf design than with golf balls for the base. Stitcher, **Nicole Barlow**.

## Take A Bow



The background stitches are spectacular and make the pumpkin pop out. Stitcher, **Mina Claridge.**



**Eric Morrison's** Santa is a great example of taking a would-be ornament and creating something entirely different with over-the-top, creative finishing. Great piece!



Vive la France! What a great stand-up—flag and all. Stitcher, **Carol Hynes.**









We're certain **Shana Hooker's** pillow is destined for a very special child, and will become a cherished family item.

The colors and motifs of this fabulous belt will make any outfit a standout. Stitcher, **Marilyn Putna**



## April Trunk Show



**Associated Talents's** trunk shows always come packed full of wonderful canvases! They are diverse in the choice of designs, and beautifully painted. Love their geometric designs.



Glass Cases

## April Trunk Show

**Ann Wheat Pace** designs are eye catching to say the least. She's a master at taking a common shape and enlivening it with a myriad of patterns and designs to elevate it far above the 'ordinary'.




"A man begins cutting his wisdom teeth the first time he bites off more than he can chew."  
~ Herb Caen

Quail Run Needlework, Inc.

8320 N. Hayden Road, Suite C112, Scottsdale, AZ 85258

## ***Bring A Canvas To Life—Baby Sleeping***

This the first and only installment in our “**Baby Sleeping—Bring A Canvas To Life**” feature. This canvas was chosen to demonstrate different borders.

*Susan* 



I chose this Baby Sleeping canvas to demonstrate different border stitches. On this piece there are borders over 2, 3 and 5 threads. Common stitches are used as well as combinations and if you are adventurous you can create your own. Use these stitches on horizontal or vertical borders. It is important to count the threads in the border. First tall the border is by counting the number of threads that will be covered. Then count the length. If for instance the border is two threads tall and 64 threads long, you can use a border that is two by two. If you have an uneven count, you can use a no count border such as a gobelin, continental, elongated scotch or you can put a decorative stitch in the center then the border on either side. You can see the medallion type stitch I did in the center of the outer yellow borders. You can add sparkler or texture by adding a metallic thread or bead in the center or for the tie down stitches.

***Here are a few suggestions for borders:***

### **Border over**

One Thread	Continental alternating the slant Van Dyke Beads Beads alternating with reverse continental Skip tent alternate with French knots
Two Threads	Long legged cross Mosaic Mosaic alternate with reverse mosaic  Smyrna cross Smyrna cross alternate with mosaic

**[CLICK HERE TO VIEW THE STITCH GUIDE FOR THE VARIOUS AREAS](#)**

Quail Run Needlework, Inc.

8320 N. Hayden Road, Suite C112, Scottsdale, AZ 85258

## Bring A Canvas To Life—Baby Sleeping

Couch a thread with cross stiches

Three Threads

Scotch stitch  
Rhodes Stitch  
Rice stitch

Three, Five or Seven Threads

Fern stitch

Six, Eight or Ten Threads

Braided stitch

Seven or Nine Threads

Waffle stitch

### **Border corner**

Over One Thread

Bead  
Cross stitch  
French knot

Over Two Threads

Smyrna cross

Over Three Threads

Double Smyrna cross  
Miter corner  
Rhodes

Over Four Threads

Rice stitch

Over Four, Six, Eight Threads

Square eyelets



**"Potted Cat"** is next month's "Bring A Canvas To Life" feature.

If you would like to stitch this adorable Quail Run design along with us, please call the shop to order the canvas and threads.

### ***Here are some tips on stitching borders:***

1. If you are concerned about counting a border correctly you can always start stitching from the corners and work in toward the center. Then, if compensation is needed it will be in the center of the border.
2. The border is not the focal point of the canvas so use thread colors in the colors of the background.
3. Some ideas if you have to compensate a border are to add a date, your initials or a stitch you have used in an area of the canvas.
4. Borders do not have to be solid. You can work a border across the top and bottom only. Or you can work only the corners and a short way into each side. Also, the center portion of each side can be worked with the corners left open.
5. A border can be worked around a background or on any straight area on your canvas.

[CLICK HERE TO VIEW THE STITCH GUIDE FOR THE VARIOUS AREAS](#)

"By three methods we may learn wisdom: First, by reflection, which is noblest; Second, by imitation, which is easiest; and third by experience, which is bitterest." ~ Confucius

Quail Run Needlework, Inc.

8320 N. Hayden Road, Suite C112, Scottsdale, AZ 85258

## Ask Susan

This month's question came from **Ann Morris in California**. She writes: "I have problems stitching baskets? Do you have any thread or stitch recommendations?"

I thought this question was timely for those stitching Easter baskets.



### FOR BASKET HANDLES USE

Wrapped chain  
Make a braid and couch it down  
Braid stitch

### FOR BASKET RIMS

Vertical satin  
Chain  
Wrapped chain

### FOR BASKET

Knotted stitch  
Plaited Gobelin  
Flying cross

### THREADS FOR BASKETS

Sea grass  
Rainbow tweed  
Rainbow linen  
Threadworx overdyed floss  
Watercolours

**For her questions, Ann received a pair of Bohin scissors.**

Email your question and if it is picked for the next newsletter you will also receive this gift.

Email a question to: [quailrun@quailrun-inc.com](mailto:quailrun@quailrun-inc.com)

***Please write "Newsletter Question" in the subject line.***

### Did You Know?

- Q: How do I know how many strands I should stitching with?
- A: When you purchase a thread, always ask your salesperson how many strands you should use. If you forget to do this, you can consult the thread package as it will sometimes tell you. In terms of wool, one strand of our Waverly wool is meant for 13/14 mesh canvas. Two strands work on 10 mesh. Pearl Cotton #3 is intended for use with 13/14 mesh canvases; whereas Pearl Cotton #5 should be used on 18 mesh canvas. Four strands of embroidery floss are sufficient to cover 18 mesh canvas. The full thread, or all six strands, are needed for 13/14 mesh.

"Don't taunt the alligator until after you've crossed the creek."  
~ Dan Rather

Quail Run Needlework, Inc.

8320 N. Hayden Road, Suite C112, Scottsdale, AZ 85258

## Southwest Ornament of the Month

This month's 'Ornament of the Month' is  
**Purple Bird.**  
The design is 3.3" x 3.5", painted on an  
18 mesh canvas.



To purchase the canvas, threads and/or  
**available stitch guide**, please call the shop.

## New Quail Run Design

Quail Run's new **Phoenix Pot** reflects  
this area's native American heritage. The  
rich colors combined with the simply, yet  
beautiful design produce a truly special  
canvas.  
The design is 7" x 8", hand-painted on an  
13 mesh canvas.



**Finishing idea:** Pillow

## Upcoming Classes

### *Fun Embellishment Quail Run Teachers' Series*

This is the third class in our "Technique Series". This class is  
an opportunity to experiment with many items available for  
enhancing your canvas—felt, rickrack, metal and more.

*Friday, April 13th*



This fall bouquet is  
one of the shop's  
"work in progress".

It employs  
several of the  
embellishment  
techniques that will  
be covered in the  
class.

Quail Run Needlework, Inc.


8320 N. Hayden Road, Suite C112, Scottsdale, AZ 85258

## Upcoming Classes

### *Hummingbird National Teachers' Series*

Laurel Burch's sweet hummingbird design, will be **taught by Jill Rigoli**. Jill's long & varied needlepoint career pays off for her students. Expect a class packed full of special tips and excellent stitch suggestions.

*Friday, April 27th  
Saturday, April 28th*



### *Desert Snowglobe Quail Run Teachers' Series*

All of you who are Quail Run customers, know we love to celebrate Arizona and it's hertiage. That's why this adorable canvas caught our eye. Not only is the design as cute as it can be, the finishing—in a holiday snowglobe—is as well.

**Students are extended a 10%  
discount on the finishing.**

*Saturday, April 21st*

Classes are held at random times throughout the month. Check our calendar for dates. Canvas, fibers and instructional material are included in all classes. Seating is limited so early sign-up is recommended.

Quail Run Needlework, Inc.

8320 N. Hayden Road, Suite C112, Scottsdale, AZ 85258

# Quail Run Needlework Calendar

## April 2012

Sun	Mon	Tue	Wed	Thu	Fri	Sat
1	2	3	4	5 Stitch & Chat 1:00-4:00  Private Lesson 10:00-noon & 1:00-3:00	6 Stitch Studio 1:30-3:30	7 Stitch Studio 10:00-noon & 1:00-3:00
8 Closed	9 Stitch Studio 1:30-3:30	10 Stitch & Chat 1:00-4:00  Private Lesson 10:00-noon & 1:00-3:00	11 Stitch Studio 10:30-12:30	12 Stitch & Chat 1:00-4:00  Private Lesson 10:00-noon & 1:00-3:00	13 <b>Fun Embellishment Class</b> <b>10:00-4:00</b>  Stitch Studio 1:30-3:30	14 Stitch Studio 10:00-noon & 1:00-3:00
15 Closed	16 Stitch Studio 1:30-3:30	17 Stitch & Chat 1:00-4:00  Private Lesson 10:00-noon & 1:00-3:00	18 Stitch Studio 10:30-12:30	19 Stitch & Chat 1:00-4:00  Private Lesson 10:00-noon & 1:00-3:00	20 Stitch Studio 1:30-3:30	21 <b>Desert Snowglobe Class</b> <b>10:00-4:00</b>  Stitch Studio 10:00-noon & 1:00-3:00
22 Closed	23 Stitch Studio 1:30-3:30	24 Stitch & Chat 1:00-4:00  Private Lesson 10:00-noon & 1:00-3:00	25 Stitch Studio 10:30-12:30	26 Japanese Embroidery Stitch & Chat 10:00-4:00  Stitch & Chat 1:00-4:00  Private Lesson 10:00-noon & 1:00-3:00	27 <b>Hummingbird Class</b> <b>10:00-4:00</b>	28 <b>Hummingbird Class</b> <b>10:00-4:00</b>  Japanese Embroidery Stitch & Chat 10:00-4:00
29 Closed	30 Stitch Studio 1:30-3:30					

[\*\*Click here for an easy to print calendar\*\*](#)

<u>Stitch &amp; Chat:</u>	Come join fellow needlework enthusiasts for a few hours of stitching.
<u>Stitch Studio:</u>	Bring a new or old project to life with a wonderful array of threads and amazing stitches.
<u>Private Lesson:</u>	A one-on-one experience is the perfect way to get started learning the art of needlepoint.