

# The Quail's Quill

## News From Quail Run Needlework



March 2012

*Specializing In  
Custom, Innovative  
Finishing*

Mercado del Lago Center  
8320 N. Hayden Rd.  
Suite C112  
Scottsdale, AZ 85258

480-551-1423  
480-551-1425 (fax)  
800-635-9750 (toll free)

[www.quailrun-inc.com](http://www.quailrun-inc.com)

### Email

[quailrun@quailrun-inc.com](mailto:quailrun@quailrun-inc.com)

### Hours

Monday-Friday  
10:00 a.m.-5:30 p.m.  
Saturday  
10:00 a.m.-4:30 p.m.  
Closed Sunday

### Owner

Susan E. Barlow



### *From Susan's Desk*

Last month we had a trio of lovely ladies teaching wonderful classes. Margaret Kinsey taught us all the fine skills to perfect our Rozachi fan designs. She is off to New Zealand to teach this class and will be back with a new project for the shop next year. The Needle Painting class was incredible. Tanja Berlin is an excellent teacher so now we can all stitch animals and florals with great shading technique. There was so much to absorb from Tanja during this class we all look forward to her class next year. She will do a two-day Goldwork Class followed by another two-day project class.

Wonderful Margaret Bendig always a pleasure to share time with in or out of the classroom, provided lots of tips and knowledge while teaching the counted Southwest Kimono. She is always busy designing, teaching and is currently working on the EGA seminar that will be here in Phoenix in 2014. Classes at Quail Run are chosen to provide the best teachers who will teach you new techniques, uses of threads and stitches for a reasonable price in a relaxed and pleasant environment.

It has been so much fun opening all the boxes with new items from market. They are going home with customers excited about the new designs and tools as fast as I can unpack the boxes. Already reordering many things. One of my favorites is the nylon computer bag from Lee. You can stitch a small insert for the front. The bag has lots of pockets, a protective case for your laptop and lots of room for other items. It would be a great overnight bag.

I am off to take a class in Japanese Embroidery with Susan Stevens, the author of Supplementary Notes for Japanese Embroidery, (considered "the Bible" in Japanese Embroidery). Then I am privileged to be taking a class from legendary Shay Pendray and attend two days of classes for my teacher certification in needlepoint which is a three year program with monthly assignments. I have a wonderful mentor who encourages me to take as many classes as I can to learn new techniques and polish old ones. The skills and knowledge from each class you take make you a better stitcher. Every teacher provides you with a new perspective; in turn, I encourage you to explore needlework classes.

The next bring it to life canvas is Baby Sleeping. I did this piece to show you many border stitches that can be used on many other projects. See the canvas and stitches used in the April issue.

I am looking for questions for a new part of the newsletter entitled "I always wanted to know.....". So email your question. If your question is chosen, you will receive a pair of Bohin scissors to add to your stitching tools.

March will be a month busy with technique classes, canvas enhancement classes and Japanese Embroidery with Mary Alice Sinton, another fine teacher. Then it is off to the wonderful Dallas Needlework Market for the latest in canvases, tools and threads to bring back to the shop.




Happy Stitching.

Susan

## Seasonal Canvases


As I gently wrapped tissue paper around my holiday decorations, and lovingly placed them in a box for yet another year of storage, it struck me that the pieces we create should be seen and appreciated for more than just a few weeks. Fortunately, there is a way to do that without keeping our Christmas tree up and mantel decorated—seasonal canvases. We can celebrate the seasons, as we do the holidays, with canvases that reflect the time of year.

The line of **Rebecca Woods** canvases is a great resource for seasonal images—some come in the form of vintage villages, others banners and plaques for each of the months.




## Seasonal Canvases

More from the **Rebecca Woods**.



These monthly banners come with the perfect accompaniment—Brenda Hart's book of stitch guides, titled (what else)—"A Banner Year". Brenda provides us extraordinary guides for each of the banners.



Quail Run Needlework, Inc.

8320 N. Hayden Road, Suite C112, Scottsdale, AZ 85258

## Seasonal Canvases






**Birds of a Feather Designs** brings us the seasons by depicting a quaint, picturesque home experiencing different weather and stages of flora.



**Kirk and Hamilton's** play on the same theme has a different twist with different homes and plaid borders reflecting the colors of the seasons. Love those borders!

## Seasonal Canvases

When looking for a seasonal design, the choice of designers and canvases are endless. Here is a sampling from Cooper Oaks, Melissa Shirley, Ewe & Eye, Susan Roberts & Barbara Russell—they are just the tip of the iceberg.



Quail Run Needlework, Inc.


8320 N. Hayden Road, Suite C112, Scottsdale, AZ 85258

## What's New

As mentioned in my letter, lots of new items are arriving at the shop daily. We hope you'll stop by and check them out.



**Threadworx** has expanded their color line. And don't miss the **Bling scissors**—not only are they top quality, some now come with a small inset stone to add a touch of bling!



"Lee" provide us with wonderful, soft leather **E Book and iPad covers**. These are cases that meet our everyday needs and are self-finishing. **Canvases by "The Point of it All"**.




June McKnight just debuted her latest instructional guide, "Bling, Glitz & Glamour". It's a fabulous guide for your projects. But don't forget that special child in your life, June McKnight hasn't. "**Needlepoint for Kids**" is a delightful teaching book written in children's lingo.





"**Kirk & Hamilton**" has made needlework way too easy with their "**Tapestry Kits**". Everything a stitcher needs in a single kit—canvas, threads, and stitch guide. Choose from Oscar Wilde Pop Art, Chickens, Doggie designs—and many more. These make a perfect gift.

## What's New

When I saw this DebBee's Design book at market last month I got excited. It gives the counted needlework enthusiast the complete alphabet—each letter stitched differently! The look is appealing, the possibilities endless!

Susan 

## Counted Needlepoint



"Opportunity does not knock; it presents itself when you beat down the door." ~ Kyle Chandler

Quail Run Needlework, Inc.

8320 N. Hayden Road, Suite C112, Scottsdale, AZ 85258

## What's New

These bags are truly fabulous! You need to see their rich colors and touch the rich woven canvas and suede to fully appreciate how special they are.



## Western Designs



## Oversized



## Rich Colors & Texture

If small is what you have in mind, these everyday pockets—also western inspired—are for you. Protected by plastic for frequent use.





Quail Run Needlework, Inc.

8320 N. Hayden Road, Suite C112, Scottsdale, AZ 85258

## Bring A Canvas To Life—Magnolias

This month we present the second and final installment in our **"Magnolias—Bring A Canvas To Life"** feature. This elegant design and was selected to teach the technique of shadow stitching.

Susan 



Enlarged View of Stems and Background.



Overall View of Canvas (partially stitched)

[CLICK HERE TO VIEW THE STITCH GUIDE FOR THE VARIOUS AREAS](#)

## Bits and Bites

In case you missed last month's trunk show, below are few of the finished pieces that we displayed, plus a new shop model.



**Clara Wells Needlepoint is dedicated to wearable needlepoint pieces**—bags, shoes, cuffs, and belts. These beautiful bags reflect what her line offers.

---



This **Asian inspired design** caught our eye. Simply executed with 'tent' stitches, it is stunning. This is the "Year of the Dragon".


---



These adorable **stand-up quail** are the shops newest models. (Quail Run Designs.)

## March Trunk Show

**Susan Robert's** designs are always a favorite of Quail Run shoppers. She has a full array of Christmas canvases—including 3-dimensional houses. However, she doesn't ignore those one-of-a-kind subjects in her design line.



"Leap and the net will appear." ~ John Burroughs

Quail Run Needlework, Inc.

8320 N. Hayden Road, Suite C112, Scottsdale, AZ 85258

## Upcoming Classes

### *National Teachers' Series*

**Japanese Embroidery, Mary Alice Sinton**

March 22nd thru March 26th

**Hummingbird, a Laurel Birch design w/ Jill Rigoli**

April 27th & 28th

### *Quail Run Teachers' Series*

**Winter Trees**

March 2nd, 9th, 16th

**Red Chix**

March 16th, 23rd & 30th

**Holly Bough**

March 23rd

### *Technique Series*

**Fun Embellishments Class**

April 13th

Experiment with many items available for enhancing your canvas—felted, rickrack, metal and more.

Classes are held at random times throughout the month.  
Check our calendar for dates.

Canvas, fibers and instructional material are included in all classes.  
Seating is limited so early sign-up is recommended.

"It's always too early to quit." ~ Norman Vincent Peale

Quail Run Needlework, Inc.

8320 N. Hayden Road, Suite C112, Scottsdale, AZ 85258

## Winter Trees Quail Run Teachers' Series



A work in progress

We are excited about this canvas and a lot of stitchers have shown an interest in this class. That's probably because although the design is festive and reminiscent of the holidays, it's a design that goes beyond Christmas. It's a great *seasonal* design and perfect for many months throughout the year. It also lends itself to some dazzling enhancement stitches and threads which make the trees jump off the canvas.

*Friday, March 2nd  
Friday, March 9th &  
Friday, March 16th*

## Red Chix Quail Run Teachers' Series



Over the past few months, we've featured this canvas as part of our 'Bring a Canvas to Life' series. Instruction as well as the stitch guide were shared in this newsletter. If you didn't stitch along, or did but stopped because you wanted some hands-on help, here's your opportunity to work this project. Over 3 days, we will cover the stitches and threads used to bring this chix to life.

*Friday, March 16th  
Friday, March 23rd &  
Friday, March 30th*

## Japanese Embroidery National Teachers' Series


Several times throughout the year, we welcome Mary Alice Sinton to Quail Run. Japanese Embroidery is her art. She enthusiastically shares her expertise and wealth of knowledge.

*Thursday, March 22nd  
thru  
Tuesday, March 26th*



## Upcoming Classes

### *Holly Bough* *Quail Run Teachers' Series*



This class is designed to teach some new stitches and to give you all the instruction you need to complete this great canvas. We like the idea of finishing it as a pillow, especially since there will be a companion piece—i.e., 2nd pillow—to follow.

*Friday, March 23rd*

### *Hummingbird* *National Teachers' Series*



Laurel Burch's sweet hummingbird design, will be taught by Jill Rigoli. Jill's long & varied needlepoint career pays off for her students. Expect a class packed full of special tips and excellent stitch suggestions.

*Friday, April 27th*  
*Saturday, April 28th*

#### Did You Know?

Q: What is a laying tool?

A: Laying tools come in many different shapes and sizes, but the basic principal is the same. A laying tool is used to maintain tension on your stitching thread so that when the thread is laid into place, it appears neat and smooth and each strand lays parallel to the others. The reason for using a laying tool is that threads that have been laid properly simply look better than those that have not. They also reflect light differently resulting in more vibrant colors.



# Quail Run Needlework Calendar

## March 2012

| Sun   | Mon   | Tue   | Wed                                | Thu   | Fri  | Sat  |
|---|---|---|------------------------------------|---|--|--|
|   |   |   |                                    | 1<br>Stitch & Chat<br>1:00-4:00<br><br>Private Lesson<br>10:00-noon &<br>1:00-3:00  | 2<br>Winter Trees class<br>1:00-3:00<br><br>Stitch Studio<br>1:30-3:30   | 3<br>Stitch Studio<br>10:00-noon &<br>1:00-3:00  |
| 4<br>Closed   | 5<br>Stitch Studio<br>1:30-3:30   | 6<br>Stitch & Chat<br>1:00-4:00<br><br>Private Lesson<br>10:00-noon &<br>1:00-3:00  | 7<br>Stitch Studio<br>10:30-12:30  | 8<br>Stitch & Chat<br>1:00-4:00<br><br>Private Lesson<br>10:00-noon &<br>1:00-3:00  | 9<br>Winter Trees class<br>1:00-3:00<br><br>Stitch Studio<br>1:30-3:30   | 10<br>Stitch Studio<br>10:00-noon &<br>1:00-3:00   |
| 11<br>Closed  | 12<br>Stitch Studio<br>1:30-3:30  | 13<br>Stitch & Chat<br>1:00-4:00<br><br>Private Lesson<br>10:00-noon &<br>1:00-3:00 | 14<br>Stitch Studio<br>10:30-12:30 | 15<br>Stitch & Chat<br>1:00-4:00<br><br>Private Lesson<br>10:00-noon &<br>1:00-3:00   | 16<br>Winter Trees class<br>1:00-3:00<br><br>Red Chix Stitching w/<br>Susan<br>10:00-noon<br><br>Stitch Studio<br>1:30-3:30  | 17<br>Stitch Studio<br>10:00-noon &<br>1:00-3:00   |
| 18<br>Closed  | 19<br>Stitch Studio<br>1:30-3:30  | 20<br>Stitch & Chat<br>1:00-4:00<br><br>Private Lesson<br>10:00-noon &<br>1:00-3:00 | 21<br>Stitch Studio<br>10:30-12:30 | 22<br>Japanese Embroidery<br>Class<br>10:00-4:00<br><br>Stitch & Chat<br>1:00-4:00<br><br>Private Lesson<br>10:00-noon &<br>1:00-3:00         | 23<br>Japanese Embroidery<br>Class<br>10:00-4:00<br><br>Red Chix Stitching w/<br>Susan<br>10:00-noon<br><br>Holly Bough class<br>1:00-5:00<br><br>Stitch Studio<br>1:30-3:30 | 24<br>Japanese Embroidery<br>Class<br>10:00-4:00<br><br>Stitch Studio<br>10:00-noon &<br>1:00-3:00         |
| 25<br>Japanese<br>Embroidery<br>Class<br>10:00-4:00 | 26<br>Japanese<br>Embroidery<br>Class<br>10:00-4:00<br><br>Stitch Studio<br>1:30-3:30 | 27<br>Stitch & Chat<br>1:00-4:00<br><br>Private Lesson<br>10:00-noon &<br>1:00-3:00 | 28<br>Stitch Studio<br>10:30-12:30 | 29<br>Japanese Embroidery<br>Stitch & Chat<br>10:00-4:00<br><br>Stitch & Chat<br>1:00-4:00<br><br>Private Lesson<br>10:00-noon &<br>1:00-3:00 | 30<br>Red Chix Stitching w/<br>Susan<br>10:00-noon<br><br>Stitch Studio<br>1:30-3:30   | 31<br>Japanese Embroidery<br>Stitch & Chat<br>10:00-4:00<br><br>Stitch Studio<br>10:00-noon &<br>1:00-3:00 |

[Click here for an easy to print calendar](#)

**Stitch & Chat:** Come join fellow needlework enthusiasts for a few hours of stitching.  
**Stitch Studio:** Bring a new or old project to life with a wonderful array of threads and amazing stitches.  
**Private Lesson:** A one-on-one experience is the perfect way to get started learning the art of needlepoint.