

The Quail's Quill

News From Quail Run Needlework



December 2011

*Specializing In
Custom, Innovative
Finishing*

Mercado del Lago Center
8320 N. Hayden Rd.
Suite C112
Scottsdale, AZ 85258

480-551-1423

480-551-1425 (fax)

800-635-9750 (toll free)

www.quailrun-inc.com

Email

quailrun@quailrun-inc.com

Hours

Monday-Friday

10:00 a.m.-5:30 p.m.

Saturday

10:00 a.m.-4:30 p.m.

Closed Sunday

Owner

Susan E. Barlow



a

My staff and I are busy preparing for our Holiday Open House on December 10th, 10am—4pm. There will be yummy treats, new canvases, gift items and a display of the classes for 2012. Stop in to add your name for wonderful door prize drawings. The prizes include a System 4 floor stand with frame clamp, Dovo scissor set, frame weight and snap tray set, gift certificates \$50-\$100, certificate for Tanya Berlin's Needle painting class and kit, and Merry Christmas bell pull canvas with certificate for finishing as well as many small items.

If you want to escape the sometime frantic December pace, come in for Stitch and Chat or book a class - we have classes everyday. Or just come in to browse.

I have just taken classes with national teachers and have great new ideas for canvas embellishment including lots of great beading techniques, new stitches and thread uses for your special canvas.

The new threads this month are the 21 new colors of High Cotton, one of my favorite threads to stitch with; as well as Seagrass, a fiber that gives a similar effect as raffia. There are gorgeous new Threadworx colors also.

There is a new trunk show in the shop by Jelly Bean Designs. They have a wide variety of canvases that are colorful and fun. The "Hanimals" are wonderful animals created from a child's handprint. Exotic animals, 1900 Parisian ladies, Judaica and holiday designs are only a sample of selections.

Wishing all of you a great December and all the best in the new year. My staff and I look forward to your next visit to Quail Run Needlework.

Thank you for being a customer!

Susan




Since this is the time of year we start pulling out our cherished holiday needlework, and maybe even begin thinking about next year's season and projects, we are devoting this December newsletter to "**All Things Christmas**".

We hope you enjoy everything from our stitcher's recently finished pieces to the holiday canvases by our December trunk show designers.
Merry Christmas!

**All
Things
Christmas**

What a wonderful time of year for a needlepoint enthusiast! We get to see our new Christmas projects brought to life and we get to pull out those cherished pieces from years and generations past. We're excited to share some recently finished projects that we've been fortunate to see.

Susan 



This labor of love is making its debut this holiday season. David is one lucky boy to have such a wonderful piece stitched especially for him. Stitcher, **Teri Kimball.**



If you've stopped by the shop in the past couple months, you may have seen this being worked. The words, **"Twas The Night Before Christmas"** are executed with beads.



The shop's latest finished models. **Wee Santas, Quail Run designs.**

All
Things
Christmas



This wonderful image of Santa surrounded by toys will excite any child about the season and the gifts to be found under the tree. Stitcher, **Carol Greenridge**.



Painted Pony Designs has a large collection of angel ornaments, each with its own theme. This musical angel stitched by **Kate Fallis** will be a sweet addition to the holiday tree.



Destined for her grandson's personal Christmas tree, this southwestern Santa comes bearing gifts. Stitcher, **Penelope Meyers**.



Christine Brichler's stocking portrays what so many of us think about during this time of the year—fun time in the snow.

**All
Things
Christmas**



June Shaffer's stocking beautifully depicts the whimsy & innocence of Christmas.

These Christmas bulb shaped ornaments will surely stand out on the tree.
Stitched by **Carol Schulte.**



Franciee Cloutier's snowman brick is too fun for words. This will certainly become a special holiday piece.





Counted Canvas Work produces great designs, as evidenced by **Kathy Matesi's** recently finished Christmas stockings and mittens.



Quail Run Needlework, Inc.

8320 N. Hayden Road, Suite C112, Scottsdale, AZ 85258



Holiday Party

To kick off the 2011 holiday season Quail Run is throwing a party and hope you will stop by.

**Saturday, December 10th
10:00—4:00**

**Enter your name to
win great door prizes.**

**Learn what's planned for
2012**

Yummy treats!

BRING A FRIEND

Door Prizes



Merry Christmas
Bell Pull Canvas
& Finishing
Certificate



Dovo Scissors



Tanja Berlin
Needlepointing Class



Snap Trays & Weights



System 4 Floor Stand
& Frame Clamp




\$50 & \$100 Gift Certificates

Did You Know?


- Q: What is the difference between needlepoint and cross stitch?
- A: Needlepoint is normally done on a special type of canvas that is loosely woven and very often has a design hand-painted onto it; whereas cross stitch is done on linen fabric using a chart and counting threads. Needlepoint can employ a variety of stitches whereas cross stitch employs primarily just one stitch—the aptly named “cross stitch” which looks like an “X”.



Quail Run continues it's National Teacher Series in 2012. We are excited to bring you teachers who are recognized as experts in their art, as well as classes that instruct on a variety of different types of needlework and related techniques. *Susan* 

Tasse Class w/ Fidelis Fenno	January 24th
Rozachi Japanese Embroidery w/ Margaret Kinsey	February 3rd & 4th
Needlepainting w/ Tanja Berlin	February 14 & 15th
Southwest Kimono w/ Margaret Bendig	February 25th & 26th
Hummingbird , a Laurel Birch design w/ Jill Rigoli	Date To Be Announced

TANJA BERLIN—NEEDLEPAINTING



Tanja Berlin is a needlework artist whose expert work is widely recognized. She received 5 years of formal training from England's Royal School of Needlework. She apprenticed there from 1990-1993, and stayed an additional two years in the school's workroom to do restoration, conservation and commission work, plus to teach embroidery. During her schooling, she learned a wide variety of embroidery techniques. To name a few—Canvas Stitches, Canvas Painting, Jacobean Crewel Embroidery, White Work (Pulled Work, Hardanger, Drawn Thread,), Blackwork, Smocking, Tassels, Appliqué, Silkshading (Needle painting), Shadow Work, Goldwork and Bothsides.

Today, Tanja shares her expertise with students worldwide. In February Quail Run customers will have the opportunity to experience her instruction first hand. Tanja's classes at Quail Run are always packed with expert instruction, insightful tips, patient mentoring, and much enthusiasm. This 2-day class is truly a special experience.

Students will choose their design to stitch from the samples shown above.



Rozashi Japanese Embroidery Margaret Kinsey



Hydrangea Fan

A Study in Rozashi Course Description

The beautifully elegantly shaped Rozashi piece is a study in muted colors and traditional Rozashi stitches. It is worked in the stitches of Rozashi on the silk schrim especially created for this technique. The lovely pale colors of blue and lilac Rozashi silks create the small flowers that make the flower head. Greens and gold metallic complete the leaves and flower. The fan shape's background is a pale blue. Its rim is worked in gold metallic. The remaining background is a warm off-white silk.

Stitches include ichi can straight and line stitch variation, ni dan step, the irregular, satin and san dan step.

The kit will include ro attached to frame, design drawn on ro, all threads to complete the design, needle, sticking paste, instruction booklet with color image.

Join us in the creation of this lovely fan.

February 2nd & 3rd

Southwest Kimono Margaret Bendig



Southwest Kimono

A New, Original Bendig Design

Margaret Bendig is days from completing the stitching on her newly designed kimono. The canvas was developed with the Southwest in mind.

It promises to incorporate motifs reminiscent of Arizona and native symbols.

Margaret is not only known for her original, expert designs, but also her spectacular stitch guides. She employs a wide variety of stitches while balancing color to add impact.

We love the concept of 'East meets West' (Western motifs in a traditional Eastern design) and are excited to bring this class to Quail Run stitchers. We will share images of this new kimono just as soon as they becomes available.



Margaret Bendig's
Plum Blossom Kimono

February 25th & 26th

These classes fill up very quickly and seating is limited, so if you're interested please call the shop to reserve your seat.



Artist Collection was one of our November trunk shows and with it came some spectacularly finished pieces. In case you missed the show, we're providing you a glimpse for your storage box of finishing and stitching ideas. (We loved Santa by the fire 'framed' in suede—*great* finishing idea. Also, the turkey work on the angel's dress creates an *amazing* look.)




"Christmas is a time when kids tell Santa what they want and adults pay for it. Deficits are when adults tell the government what they want - and their kids pay for it". ~ Richard Lamm





Pam Hobbs's, Red Chix, is Quail Run's choice for our "Bring A Canvas To Life" **stitch-along**. This is the second installment in this article. If you missed the first installment, check our November newsletter on the Quail Run website. If you aren't stitching along with us, but would like to, just contact the shop.

Susan 

It was a lot of fun to stitch the sunflowers and the stems on the Red Chix canvas.

Sunflowers:

- ⇒ For the sunflower center, I used the brick beading technique using two colors of size 8 bead. Then, a circle of French knots, Gloriana Princess Perle #151 was stitched.
- ⇒ The petals of the flower were created using Gloriana 7 mm silk ribbon. I used detached chain stitches for the main portion of the petals and filled in with straight stitches as needed. I placed one of the amber beads on each petal near the center of the flower as diagrammed. The result is a great looking sunflower.

Stems:

- ⇒ The stems were stitched with two High Cotton greens (2 ply) in the pattern diagrammed (Click on below link to see stitch guide diagram).
- ⇒ The branches and leaves were stitched with the same greens, couching 1 ply of the dark green to create the outline and veins. The leaves were lightly tent-stitched with 1 ply of the lighter green. The stem and leaves recede behind the chicken with these stitches with the sunflowers more prominent. But the Red Chix remains the focus.

Notes:

- ⇒ I ran out of thread for the chicken with only 1" left to stitch!
- ⇒ I wrapped the backstitch around the wing for more definition. A wrapped chain or backstitch works for any curvy outline. A thicker thread will elevate the stitch above the canvas. You can also use two different colors or types of thread-one for the chain or backstitch and one for the wrapping.

This completes the second portion of the stitches for this canvas. The blue background will be discussed next month.

Happy Stitching!

[CLICK HERE TO VIEW THE STITCH GUIDE DIAGRAM.](#)




Bring A
Canvas To
Life


SUNFLOWERS



BRANCHES & LEAVES



STEMS





The shop has an abundance of canvases, threads and accessories to fill those Christmas stockings. Come in and shop for those on your gift list, or send your spouse in to pick out something for your stocking.

Accessories



Snap Trays—They collapse when not in use, and with a quick “snap” of the corners they become the perfect vehicle to hold your needlework tools.



Books full of embellishment stitches for holiday canvases.

Knots, Fur & Turkey Work
Christmas Stitches for Needlepoint
Beards That I Have Known

CONTAINERS FOR UTILITY
&/OR
CONTAINERS FOR DÉCOR

Whether used to hold our belongings and/or enhance the décor of our homes, containers are always welcomed.



Cloth pockets—3 nestled inside the other. Separate pocket for storing needles. Handcrafted from **Lantern Moon**.



Namaste make the perfect accessory for storing small needlework accessories. The inside is magnetized so objects stay in place.



Round leather containers designed for a needlepoint insert in top. From **Lee Leather Products**.

Canvases



A sweet image to adorn the tree. From **Amanda Lawford Designs**.



This **Arizona Santa** from **Strictly Christmas Designs** has proven to be a favorite of Quail Run stitchers. The design cleverly incorporates Arizona's flag, cacti and Indian motifs to make it a celebration of the season and our wonderful state.



How eye-catching is this fun piece from **Artist Collection**.



Let it snow, let it snow, let it snow. From **Painted Pony**.



Melissa Shirley's snowman image brings back memories of snowy Christmases past.





This **ACOD** design artfully uses Christmas tree balls to spell out the holiday greeting.



Not to fret, if you're unsure what gift to give, **Quail Run Gift Certificates** are a great option!





**December
Trunk
Show**

Jelly Bean Designs brings us great holiday canvases, including holiday cuffs for the season's stockings.



**December
Trunk
Show**

Among **Kathy Schenkel** designs is her 'Christmas Bulb' series. These are fun designs that can be stitched quickly and make great additions to the holiday tree. She also has a great collection of 'Santas From Around the World'.



**Southwest
Ornament of
the Month**

This Quail Run canvas, **Green Kokopelli**, is new to our design catalog and we are featuring it as our "Ornament of the Month."
This is the second of three in the Kokopelli Series. See the Red Kokopelli in our October newsletter.





To purchase the canvas, threads and/or **available stitch guide**, please call the shop.

"May all your troubles last as long as your New Year's resolutions". ~ Joey Adams

**New
Quail Run
Designs**

Southwest Mini-Stocking Series





The shop has an ongoing schedule of classes. They are a collection of unique projects employing a broad variety of needlework techniques. **Projects are designed to teach—fibers, stitches, and technique.** Painted and counted canvas projects include stitch guides for hassle-free completion.

Tassel Making Workshop

(National Teacher Series)

Fidelis Fenno's love of needlework from an early age helped her fulfill a dream of owning her own shop—B.F. Goodstitch in Salem MA. Fidelis has studied at the The Royal School, in London. She specializes in making tassels that are exquisite and elaborate. Her work has been displayed at the MOMA (Museum of Modern Art, New York).



Tuesday, January 24th

Mo Mo Merlot



This adorable canvas would make a fun plaque for a home bar area, or special gift for the wine enthusiast on your gift list.

January 27th,

&

February 10th

Classes are held at random times throughout the month. Check our calendar for dates.
 Canvas, fibers and instructional material are included in all classes.
 Seating is limited so early sign-up is recommended.

Quail Run Needlework Calendar

December 2011

Sun	Mon	Tue	Wed	Thu	Fri	Sat
				1	2	3 Stitch Studio 10:00-noon & 1:00-3:00
4 Closed	5 Stitch Studio 1:30-3:30	6 Stitch & Chat 1:00-4:00 Private Lesson 10:00-noon & 1:00-3:00	7 Stitch Studio 10:30-12:30	8 Stitch & Chat 1:00-4:00 Private Lesson 10:00-noon & 1:00-3:00	9 Stitch Studio 1:30-3:30	10 Holiday Party 10:00-4:00 Stitch Studio 10:00-noon & 1:00-3:00
11 Closed	12 Stitch Studio 1:30-3:30	13 Stitch & Chat 1:00-4:00 Private Lesson 10:00-noon & 1:00-3:00	14 Stitch Studio 10:30-12:30	15 Stitch & Chat 1:00-4:00 Private Lesson 10:00-noon & 1:00-3:00	16 Stitch Studio 1:30-3:30	17 Stitch Studio 10:00-noon & 1:00-3:00
18 Closed	19 Stitch Studio 1:30-3:30	20 Stitch & Chat 1:00-4:00 Private Lesson 10:00-noon & 1:00-3:00	21 Stitch Studio 10:30-12:30	22 Stitch & Chat 1:00-4:00 Private Lesson 10:00-noon & 1:00-3:00	23 Stitch Studio 1:30-3:30	24 Early Close on Christmas Eve—2:00
25 Closed	26 Stitch Studio 1:30-3:30	27 Stitch & Chat 1:00-4:00 Private Lesson 10:00-noon & 1:00-3:00	28 Stitch Studio 10:30-12:30	29 Japanese Embroidery Stitch & Chat 10:00-4:00 Stitch & Chat 1:00-4:00 Private Lesson 10:00-noon & 1:00-3:00	30 Stitch Studio 1:30-3:30	31 Japanese Embroidery Stitch & Chat 10:00-2:00 Early Close on New Year's Eve—2:00

[Click here for an easy to print calendar.](#)

Stitch & Chat:

Come join fellow needlework enthusiasts for a few hours of stitching.

Stitch Studio:

Bring a new or old project to life with a wonderful array of threads and amazing stitches.

Private Lesson:

A one-on-one experience is the perfect way to get started learning the art of needlepoint.

Quail Run Needlework, Inc.

8320 N. Hayden Road, Suite C112, Scottsdale, AZ 85258