



Quilt Sampler Inc

1802 A South Glenstone Ave  
Springfield, Missouri 65804

Phone: 417-886-5750  
Fax: 417-886-1194  
Email: Info@quiltsampler.com

www. Quiltsampler.com

PRSR STD  
US POSTAGE PAID  
SPRINGFIELD MO  
PERMIT #801

The Next Generation in  
Quilting... and More!

VOLUME 17 ISSUE 3 JULY - SEPTEMBER 2010



1802 A South Glenstone  
Springfield, MO  
417-886-5750  
www.Quiltsampler.com

## Quilt Sampler News

We had a great time at Quilt Market. We found lots of exciting new products and ideas! We have been having fun with paint sticks. They are a great addition to wearables, totes and purses, wall hangings - and basically anything you want to paint! You don't have to be an artist, there are stencils and rubbings that make it easy and fun! We have a classe in this newsletter if you want to give it a try. Along the paint line we have several patterns for floor mats. They are done using oil cloth, fabric and deco podge! These make quick, fun and cute Christmas gifts!

The Christmas fabric is arriving everyday! And this year we have already gotten some of the fall fabrics which normally don't arrive until September. Be sure to check out the new Kansas Trouble Christmas, Fruitcake by Basic Grey for Moda and Tiding by Nancy Halverson for Benartex.

Cristen, Jamie, Sue, Karylee, Carmen, Annette, Shari, Kim, Shannon, Brad, Nate and Newman

## Million Pillowcase Challenge

It is not too late to join thousands of quilters in the race to make 1 million pillowcases for charities. Our pillowcases will stay right here in our community! Use from your stash or from kits that we have made out of sale fabrics. Go to allpeoplequilt.com to find free pillowcase patterns to download. We will be collecting pillowcases thru the end of the year for this event.

# PFAFF

## Class Schedule July - September 2010

# BERNINA+

Nothing Sews Like A Bernina. Nothing.

## Beginners Classes



### Quilting 101

This is a complete course of quilt making. This four week class will take you through the complete process from rotary cutting, machine piecing, machine quilting, & binding the quilt. This class is for the absolute beginner...no experience required. Supply list. Book required.

Thursdays, July 22, 29, August 5 and 12 6pm-9pm  
Mondays, August 16, 23, 30 and September 13 6pm-9pm  
Mondays, September 27, October 4, 11 and 18 6pm-9pm

### Quilting 102

This class is great for confident beginner quilters, and a great follow-up to Quilting 101. In 3 sessions, learn to make chain blocks using 4-patches and 9-patches, and master the traditional star and pinwheel blocks using half square triangles and flying geese. Supply list.  
Mondays, July 12, 19 and 26 6pm-9pm OR  
Thursdays September 2, 9 and 16 6pm-9pm



# YES ... you can!

Sign up with a friend, or meet new ones while starting a new hobby.

## Learn to Quilt

We supply the know how, you have the fun!  
We supply the equipment and the friends!

Ask about our Beginner's Quilt Class. You will be glad you did!



### Zippy Strippy Bags

Rick Rack is HOT!

See how much fun you can have making these cute Zippy Strippy bags in 3 sizes! Use the jumbo rick rack or buttons to embellish the bags. We are now carrying 36 colors of zippers! Come see just how easy it is to put a zipper in - even if you are a quilter!!




### Village Cookies

51 x 57  
Kit \$60.00  
Book \$16.95



### Vintage Flowerpot

49 x 55  
Kit \$55.00  
Pattern \$7.00



### Quilters Album

65 x 65  
Includes Magazine  
\$75



### English Pathways

82.5 x 90.5  
Includes Pattern  
\$130.00



### The Cat's Meow!

44 x 59  
Kit includes pattern  
\$55



### Priscilla Alden Circles

65 x 81  
Kit \$120.00  
Pattern \$12.00



### Jelly Bargelly

Fat quarter  
bundle \$42.50  
Pattern \$8.50



### Hobo Quilt

80 x 80  
Kit \$96.00  
Book \$19.95



### 1930 Baskets

Kit \$23.99  
Includes backing  
book \$26.99



### Tea Cakes

Includes Pattern  
\$24.99



### Threads of Tradition

44 x 50  
With Book \$69.99



**BERNINA**<sup>®</sup>

You Could **WIN a 3 Series<sup>®</sup> BMW**  
August 9-23, 2010

BERNINA 330      BERNINA 350PE      BERNINA 380

When you test drive a  
**NEW BERNINA 3 Series machine**  
20 Second Place Winners Receive a \$300 BERNINA Gift Certificate!

# Kaye England Workshop



*Kaye England*

The Quilt Sampler is proud to host a workshop with Kaye England. Kaye is an incredibly talented and enthusiastic teacher that will inspire you with her patterns, books and quilts, as well as her unique outlook on life. Kaye is an internationally known teacher and author, who has been featured on many episodes of HGTV's *Simply Quilts* and has hosted workshops across the globe. She designs her own line of fabric for Wilmington Prints and heads up Kaye England Publications. Kaye has developed the Cut for a Cure rulers, and is the author of the *Voices of the Past* series of quilt patterns and books. Join us for this fantastic event!

**Workshop—November 14 10am-3pm \$50.**

Reserve your place now for a fun filled day with Kaye England learning lots of new techniques. More info coming soon!

## CLASS POLICY

- The entire class fee is due at the time you register. If you must cancel a class registration, you must notify us at least one (1) week prior to the class date. **NO EXCEPTIONS.**
- Class minimum is three (3) and the maximum is twelve (12), except where noted.
- If the class does not fill, or if we cancel the class, you will receive a full refund or store credit, your choice.
- Supplies are needed for almost all classes. The class fee covers instruction only. You are responsible for picking up your supply list and coming prepared to class. Please have your fabric and supplies before the day of class so that you are prepared for the class to begin.
- Copyright law requires that each student purchase his or her own book or pattern required for the class. **NO EXCEPTIONS.**
- You are welcome to use one of our shop machines during class. Please let us know when you register and plan to come to class a few minutes early, so that you can become familiar with the machine.
- Please do not bring visitors or children to class.

## Quilt Sampler Classes Summer 2010



### QUILTING 101

*Amy Gilbert*

Thursdays, July 22, 29, August 5, 12 6pm-9pm  
Mondays, August 16, 23, 30 and September 13 6pm-9pm  
Mondays, September 27, October 4, 11 and 18 6pm-9pm  
\$60

This is a complete course of quilt making. This four week class will take you through the complete process from rotary cutting, machine piecing, machine quilting, & binding the quilt. This class is for the absolute beginner...no experience required. Supply list. Book required.

### LONG ARM FRAME QUILTING

*Deb Parks*

Saturday, August 28 1pm-4pm \$18

This class is designed to offer helpful "hands on" practical tips, great tools and "how to" tricks for loading and quilting using a long-arm quilt machine. All you need for this class is a notebook & pencil!

### QUILTS WITH GREAT EDGES PT. 1

*Kathy Kansier*

Friday, August 6, 12pm-4pm \$24

This is a great class to learn finishing techniques for quilts. Learn about edge finishes and fabric choices for binding quilts. Make samples of continuous bias binding, double-fold binding, mitered corners, connecting binding ends, and other great binding techniques. Get inspired to finish your quilts. A second class with more advanced edges is available to those who have taken this class first. Supply list. Book required.

## Project and Technique Classes

### QUILTS WITH GREAT EDGES PT. 2

*Kathy Kansier*

Friday, August 13 12noon-4pm \$24

Learn "advanced edges" by making samples of continuous prairie points, piping, facing, and scallops. Please be sure to take *Quilts With Great Edges, Pt. 1*, before you take this class. You will learn a wealth of information in both classes. Supply list. Book required.

### BASICS OF HAND QUILTING

*Kathy Kansier*

Friday, August 20 12pm-4pm \$24 plus \$20 kit fee

This class is perfect for every hand quilter, whether you are a beginner or just need to brush up on techniques. Kathy will discuss choosing a stencil, marking, thread, needle, and thimble choice, and give you plenty of time for practice and instruction on your quilting stitch. Supply list. Kit required.

### MACHINE APPLIQUE

*Jamie Cowan*

Thursday, September 9 4pm-6pm \$12

After taking this class, you will be able to add machine appliqué to any quilting, wearable, or home dec project. Learn about stabilizing and stitching for a professional-looking result. Supply list. Kit required.

### PILLOWCASE

*Judy Robinson*

Saturday, September 11 1pm-3pm \$12

You won't find pillow cases like these in a department store. Learn easy construction and personalization techniques. Pillowcases make wonderful wedding, anniversary, or graduation gifts - this class will get you started!

This is a great mother-daughter project-take the class and learn the basic construction techniques, then give back to the community by participating in the "Million Pillowcase Challenge." Supply list. Pattern required.

# Quilt Sampler Classes Summer 2010

## PUNCH IT UP!

Jamie Cowan



Thursday, September 30 4pm-6pm \$12  
Choose from miniature needlepunch or wool rug punch for this class. Learn how to thread the punch, hoop the fabric, make the stitch, and finish your project. These make great take-along projects! Supply list.

## COILED BOWLS

Cristen Jones

Wednesday, August 25 5:30pm-7:30pm \$12

Do you need some instant gratification? These coiled bowls and baskets are fun and easy to make. WARNING: These are addictive, you won't be able to make just one (and they'll make great gifts)! Supply list. Book required.



## AQS APPRAISALS

Kathy Kansier

Saturday, August 21, 10am-3:30pm


Kathy Kansier is a Certified Appraiser with the American Quilters Society. She has appraised over 1600 quilts and is the only certified quilt appraiser in the Springfield area. Each typed appraisal includes a detailed description, history, and photo of the quilt, and its value. Appraisals are \$45.00 per quilt and are sent to the quilt owner within 2 weeks after your appointment. Written appraisals provide proof of the quilt's value for insurance purposes. Don't miss this opportunity to have your quilts appraised-schedule your appointments today!

## BASICS OF HAND APPLIQUE Pt 1 AND Pt 2

Kathy Kansier

Saturdays, July 17 and 31 12noon-4pm \$48

Learn needle turn and prepared applique methods in this two part class. Your project will be a block #6(Spring Gathering) from Kathy's book *Ozark Varieties*. It may become a wall hanging, pillow, or the start of your first full-sized applique quilt. Kathy teaches all about needle, thread, notion, and fabric choices. Supply list. Book required.



## RAGS TO RUGS

Cristen Jones

Saturday, July 24 9am-11am \$12

Do you have lots of fabric in your stash that you want to get rid of? This is a great class for you! Cut strips of fabric and weave them into a placemat or rug using a wooden frame. These make quick and fun gifts. Frame & book required. Supply list.

## MEET ME IN HAWAII

Kathy Kansier

Friday, September 10 12noon-4pm \$24

Don't be intimidated by intricate Hawaiian appliqué blocks. Kathy will show you how to design and make these using a raw-edge machine appliqué technique. She will share her original patterns and provide hints for creating Hawaiian designs. Students will learn to fold and cut fusible paper to make their design. Borders may be added after class to make this project a wall hanging or pillow. Supply list.

## SIMPLY CRAZY

Kathy Kansier

Saturday, September 18 10am-4pm \$36

Turn 9 different fabric squares (12" x 12" inches) into 9 whacky crazy quilt blocks. An optional sashing and borders will be added to make these blocks into a 30" wall hanging. You will finish piecing your wall hanging by the end of this fun class. Supply list.



## BUGGY BARN STARS

Nadja Seabolt, Guest Teacher

Saturday, August 15 12:30pm-5:30pm \$24

Discover the wonderful world of Buggy Barn quilts. If matching seams is NOT your thing, then this is the project for you!!! Just stack 'em up and GO! You can whip out these wonky stars in a flash. Supply list. Pattern required.

## STITCHED LACE SCARF

Shannon Wright

Wednesday, August 11 5:30pm-8:30pm \$12

Make this stunning accessory scarf using strands of decorative yarn and thread. Supply list

## GORED SKIRT

Shannon Wright

Wednesday, August 18 5pm-8:30pm \$21

Make this beautiful gored skirt simply using a serger and the zigzag stitch on your sewing machine. Supply list. Pattern required

# Project and Technique Classes

## QUILTING 102: SAMPLER QUILT

Amy Gilbert

Mondays, July 12, 19 and 26 6pm-9pm OR

Thursdays September 2, 9 and 16 6pm-9pm \$54

This class is great for confident beginner quilters, and a great follow-up to Quilting 101. In 3 sessions, learn to make chain blocks using 4-patches and 9-patches, and master the traditional star and pinwheel blocks using half square triangles and flying geese. Supply list.




## QUILT SMART©

Sue Stout

Friday, September 3 1pm-4pm \$18

If you are intrigued by classic quilt designs like Double Wedding Ring, Lone Star, or Mariner's Compass, but haven't tried it yet because of the intricate piecing, this class is for you! Quiltsmart© is a fusible interfacing that makes quick work of these and other designs. Choose your project, come learn the techniques, then wow people with your project. Supply list.



## BEGINNING MACHINE QUILTING

Judy Robinson

Sunday, July 18 1pm-4pm OR Saturday, August 21 10am-1pm \$18

Learn basic straight-line and free-motion quilting techniques using your home sewing machine. Supply list. Book required.

## FUN & EASY MONOGRAM TABLE TOPPER

Amy Gilbert

Thursdays, August 24 and 31 6pm-8pm \$24

Learn the easy and accurate Nifty Notions© method of creating half-square triangles, flying geese, and bias triangles, and you'll never go back to your old methods. This application will save you time in all your future piecing projects, help you create more accurate blocks, and give you a head start on many other class offerings that utilize the Nifty Notions© rulers. Supply list.



## SEWING 101

Deb Parks

Thursdays, October 7, 14 and 21 5pm-7pm \$36

In this class, students will review the basics of sewing and learn to read a pattern, lay it out on fabric, cut and sew pieces together. Students will leave class with a comfortable knowledge of the relationship between pattern selection and clothing construction. Supply list. Book required.

## STARBUILDER SKILLS

Sue Swanner, Guest Teacher

Sunday, August 15 12:30pm-3:30pm \$14

Use the Starbuilder stamps, Shiva Paintstiks, and fusible web to create these sensational no-sew stars. Simple techniques are used to create infinite possibilities for your own unique star designs.



## TEXTURES AND TUCKS

Kim Thomas

Tuesday, August 24 and Thursday, August 26 5:30pm-8:30pm \$36

Details make a project go from good to "WOW"! This class will introduce some gorgeous bling with simple techniques for a terrific purse or simple vest. This class can be adapted for sewing machine and/or serger! Sewing machines will play with thread and/or yarn couching, decorative machine stitches, and use a gathering foot for some grown up ruffles any woman would love. Sergers can create magic with cover stitch and chain stitch combinations and quickly make ruffles ruffles and trims with ease. Supply list.

## MONA LISA TOTE

Shannon Wright

Wednesday, August 4 5:30pm-8:30pm

Make this large tote using the Mona Lisa pattern and your favorite fabrics. Great for shopping, projects, or overnight travel. Supply list. Pattern required.



## JELLY ROLL QUILT

Amy Gilbert

Thursday, August 26 6pm-9pm or Saturday, August 7,

10:30am-1:30pm \$18

Simple math: 2 Jelly Rolls plus 1 spool of thread, subtract batting and binding, and that equals an easy and fun jelly roll quilt! This is a great class for beginners and experienced quilters who are anxious to try something new! Supply list. Pattern required.