



Quilt Sampler Inc

6024 South Sheridan
Tulsa, OK 74145

Phone: 918-493-3388
Fax: 918-493-3387
Email: Info@quiltsampler.com

[www. Quiltsampler.com](http://www.Quiltsampler.com)

Store Hours:
M - F 10am-5pm
Sat 10am-4pm

PRSRT STD
US POSTAGE
PAID
TULSA OK
PERMIT #2146

*The Next Generation in
Quilting... and More!*

VOLUME 3 ISSUE 3 JULY - SEPTEMBER 2010



6024 South Sheridan
Tulsa, OK

918-493-3388

www.Quiltsampler.com

Quilt Sampler News

Summer is here, school is out, come to the Quilt Sampler stay cool and learn something new in the air conditioned comfort of our classroom. Have you always wanted to make a quilt but just don't know where to begin? Maybe you are a self-taught quilter who wants to polish your skills or a long time quilter that just needs a little inspiration. Sign up for our Quilting 101. In this informative class you'll learn everything you need to know to make a nice comfortable quilt to give as a special gift or to keep for yourself to wrap up in this winter! For the kids we have Kids Camp. Your young ones will learn basic sewing techniques and have finished projects to show off once they've attended this week-long fun filled hands-on class.

Whether you're looking to start quilting or just looking to learn something new, our Summer newsletter is filled with lots of fun & exciting new classes from basic sewing to a cute purse, or perhaps a beautiful new quilt. There are many great classes to choose from, browse through and find the classes that are just right for you!

Sue and Cristen are just back from Spring quilt market with lots of the latest new fabrics, patterns, books and notions. Every time we get a delivery it feels like Christmas. We just can't wait to open the package to see what's inside. We have many new cuddly soft Minkie prints and solids plus lots of new kits to see. We've also brought in the full line of Metler Embroidery Thread. We've added Kangaroo Cabinets to our already wide selection of Horn, Arrow and Regal sewing furniture.

If you are in the market for a new Sewing, Quilting or Embroidery Machine, stop in to see the latest and the Greatest. We have the newest Pfaff, Bernina, Tin-Lizzie and Handi Quilter machines on display in our showroom. Stop in to see us, shop a little and see what's new, but come back again soon because we just keep on getting deliveries!! Be sure to see us at the Tulsa State fair too!!

Sue, David, Nadja, Glennis, Cathy, Belva Lee, Judy, Linda, Donna, Ken, Glen, Cristen, Brad and Newman.

PFAFF

Class Schedule July - September 2010

BERNINA+

Nothing Sews Like A Bernina. Nothing.

Beginners Classes



Quilting 101

This four week class will take you through the complete process from rotary cutting, machine piecing, machine quilting, & binding the quilt. This class is for the absolute beginner...no experience required. Supply list. Book required.

Day—July 5, 12, 19, 26; August 9, 16, 23, 30;

September 6, 13, 20, 27 9am-12pm

Evening—July 1, 8, 15, 22; August 5, 12, 19, 26;

September 9, 16, 23, 30 6pm-9pm

Quilting 102

This class is great for confident beginner quilters, and a great follow-up to Quilting 101. In 3 sessions, learn to make chain blocks using 4-patches and 9-patches, and master the traditional star and pinwheel blocks using half square triangles and flying geese. Supply list.

Day—July 3, 17, 24 10am-1pm;

August 13, 20, 27; September 3, 10, 17 9am-12noon



Yes ... you can!

Sign up with a friend, or meet new ones while starting a new hobby.

Learn to Quilt

We supply the know how, you have the fun!

We supply the equipment and the friends!

Ask about our Beginner's Quilt Class. You will be glad you did!

Million Pillowcase Challenge

It is not too late to join thousands of quilters in the race to make 1 million pillowcases for charities. Our pillowcases will stay right here in our community! Use from your stash or from kits that we have made out of sale fabrics. Go to allpeoplequilt.com to find free pillowcase patterns to download. We will be collecting pillowcases thru the end of the year for this event.

Kaye England Lecture and Workshop




Kaye England

The Quilt Sampler is proud to host a lecture and workshop with Kaye England. Kaye is an incredibly talented and enthusiastic teacher that will inspire you with her patterns, books and quilts, as well as her unique outlook on life. Kaye is an internationally known teacher and author, who has been featured on many episodes of HGTV's Simply Quilts and has hosted workshops across the globe. She designs her own line of fabric for Wilmington Prints and heads up Kaye England Publications. Kaye has developed the Cut for a Cure rulers, and is the author of the Voices of the Past series of quilt patterns and books. Join us for this fantastic event!

Lecture—November 12 6pm-8pm \$15.

Workshop—November 13 10am-3pm \$50.

Join Kaye's workshop on her Double Dozen book, which features a variety of techniques. Choose the block you want to piece. A variety of setting options will be available.



BLOCKS

Of the Month




Holidays at Home Block of the Month
Holidays at Home Vicki Bellino and Marcus Fabrics have joined forces to bring us a beautiful Christmas Block of the Month. Vicki's creative use of the Strip-It fabrics creates half-square triangles in a fraction of the time. This quilt uses easy piecing and is perfect for all skill levels. The quilt finishes at 62" square and is 6 month long.



Willowberry Lane Block of the Month

A traditional sampler quilt made in rich greens, burgundy's, golds and creams from the Willowberry Lane fabric line. The quilt is made using Marti Michell's acrylic templates which provide accurate cutting. 84 x 100, 13 months, \$14 a month. Price includes borders and bindings




American Heritage Block of the Month

This patriotic project can be a series of wall quilts, or sewn together to create a 75" x 90" bed sized quilt that can be made larger with additional borders. 9 months, \$16. Per month



Americana Modern
10 months, \$14/month. For all of Nancy Halvorsen's fans we have a quilt made from her new line Tried and True fabrics. Pieced blocks with simple appliques make this a must have for all Art to Heart lovers!



Muchas Poochas

These delightful dogs are loaded with personality and a great project for any applique enthusiast. Size 48x60 \$20 per month which includes the pattern, borders and binding.




English Pathways

Kaye England's beautiful new fabric line really inspired her design of this 6-month "progressive patchwork" quilt to fit your bed. The timely color scheme grabs your eye immediately, from the Ohio star medallion to the last chocolate border with touches of candy pink and robin's egg blue. You won't be able to forget this one! Size 82.5"x 90.5



Midnight Cowboy

60 x 72
Kit \$115.00
Pattern \$9.00




Cat's Meow

45 x 59
Kit includes pattern
\$55.00



Far East Expressions

85 x 85
Kit includes pattern
\$139.50



Gallery of Stars

80 x 93
Kit includes pattern
\$125.00



Zippy Strippy Bags

Rick Rack is HOT!
See how much fun you can have making these cute Zippy Strippy bags in 3 sizes! Use the jumbo rick rack or buttons to embellish the bags. We are now carrying 36 colors of zippers! Come see just how easy it is to put a zipper in - even if you are a quilter!!



We are packing and getting ready to leave for BU. Bernina University is 4 days packed with fun and learning. They don't usually tell us much ahead, so that they can dazzle us with all the new. But this time we know that there will be a new mid-line coming out called the 3 series. These machines will replace the current Activa line.



Pfaff has been keeping a tight lid on this years convention which will be in August. We know that 5D embroidery software will be introduced and that there will be upgrades available. There is also murmur of a cutting tool to be introduced! We will be sure to let you know any information as soon as it becomes available to us!



"Newman lives the new minky quilt!"

We sharpen almost anything with a blade! All of your dull rotary blades can be sharpened for only \$4! Scissors, pink-ing shears, your cooking knives, gardening clip-pers, lawnmower blades can all be sharpened! They will be better than new when Brad gets done with them. Just bring them in, and if Brad is here he will sharpen them while you wait!


Go Green Save Money

KIDS CAMP

One of our favorite times here at the Quilt Sampler is during Kids Camp. Every year we have kids that just can't wait to learn to sew, and this year is no exception. This year we will be making a messenger bag and a pillow case, along with other goodies as time allows. Kids need to be at least 10 years old to participate. The cost will be \$175, which includes all supplies. They will have the option to purchase the machine for an additional \$149.
July 12-16 9am-12noon and August 2-6 9am-12noon



- The entire class fee is due at time you register. If you must cancel a class registration, you must notify us at least one (1) week prior to the class date. NO EXCEPTIONS.
- Class minimum is three (3) and the maximum is twelve (12), except where noted.
- If the class does not fill, or if we cancel the class, you will receive a full refund or store credit, your choice.
- Supplies are needed for almost all classes. The class fee covers instruction only. You are responsible for picking up your supply list and coming prepared to class. Please have your fabric and supplies before the day of class so that you are prepared for the class to begin.
- Copyright law requires that each student purchase his or her own book or pattern required for the class. NO EXCEPTIONS.
- You are welcome to use one of our shop machines during class. Please let us know when you register and plan to come to class a few minutes early, so that you can become familiar with the machine. There is a \$2.00 bobbin fee and we ask you supply your needles.
- Please do not bring visitors or children to class.



Join us on the fourth Saturday of each month for our Sampler Club. This is a hands-on session, where you get lots of tips and tricks while you learn the features of your sewing machine. Sampler club is open to all, and free for the first year to those who purchase their machines from the Quilt Sampler. Each month is a new project that features different techniques and aspects of your machine. Don't miss out on the fun! In July we will be making pocketed placemats. This will be great to take with you on a picnic or BBQ. Cost is \$60 per year or pay as you go for \$10 per month. FREE to all Pfaff or Bernina owners for the first year.

Beginning Classes



QUILTING 101

BelvaLee Barr

Day—July 5, 12, 19, 26; August 9, 16, 23, 30;
September 6, 13, 20, 27 9am-12pm
Evening—July 1, 8, 15, 22; August 5, 12, 19, 26;
September 9, 16, 23, 30 6pm-9pm
\$60

We will be taking you through the process of quilt making in this four week series. You will learn how to do everything from rotary cutting to binding the quilt in this beginning quilt class. Choose morning sessions 9-12 or evening sessions 6-9.

QUILTING 102

Day—July 3, 17, 24 10am-1pm;
August 13, 20, 27; September 3, 10, 17 9am-12noon \$50

Now that you've successfully completed your beginning project, you'll be anxious to start your next quilt. This fun design will introduce you to 9 Patches, Half-square triangles, and much more! This three week class will take you through the next steps in your quilting journey.

BEGINNING SEWING

Glennis Cove

August 9, 16, 23, 30; September 7, 14, 21, 28 5:30pm-8:30pm \$60

This 4-week class will provide a basic introduction to sewing. The class will teach basic information related to pattern sizing, reading a pattern, and basic construction. Projects for the class will include a pillow case, tote bag, and a pair of pajama pants.

BEGINNING MACHINE QUILTING

Lana Capps

July 27, 1pm-4pm; August 14 1pm-4pm \$21

Learn the basics of Machine Quilting on your home sewing machine. Techniques include stitch in the ditch, free motion stippling and simple free motion quilting designs for block or borders.



Intermediate Classes

BULLS EYE QUILT

Nadja Seabolt

July 29 10am-3pm; August 20, 27 6pm-8pm and 6pm-9pm \$35
Hate to piece curved seams? Cut circles freehand and you don't have to match except the corners of the squares. Great way to use up your scraps!



BARGELLO

Cathy Raines

August 21 10am-3pm \$35

Join Cathy to create this extraordinary quilt that is actually based on a needlepoint design. Believe it or not it is all strip-pieced, perfect for Quilters of all levels.

JELLY BARGELLO

Cathy Raines

September 23 9am-2pm \$35

Join Cathy to create this extraordinary quilt that is actually based on a needlepoint design. Believe it or not it is all strip-pieced, perfect for Quilters of all levels.

GADGET GIRL PURSE

Cathy Raines

July 31 9am-2pm \$35

We will make a great bag from "Gadget Girl" patterns. This bag has deep elasticized pockets to help keep your gadgets in place.



SASSY SKIRT

BelvaLee Barr

July 12, August 17 6pm-9pm \$21

Summer time - time to make jelly or let's just use a jelly roll and get to sewing!!! We'll have a serger set up in class to finish edges as needed, learn to use the ruffler to make short order of all those swinging ruffles for this little girls skirt, make a casing for the elastic and POP, this skirt is sealed and ready to go.



Intermediate Classes



LONE STAR & BEYOND

Johnnie Hart

August 25 and September 8 10am-1pm \$42

These projects look really difficult; but, guess what... they are so simple and quick, you'll want to do more than one. All three projects are created using a fusible technique that gives you perfect points and seams. You'll be showing off your perfect project in no time!! You pick the project, the fabric and I'll guide you along. 2-part class

T-SHIRT QUILT

Glennis Cove

July 6, 20 5:30pm-8:30pm; August 11, 25 1pm-4pm;
September 9, 23 5:30pm-8:30pm \$42.

You asked for it; you got it! Come let Glennis show you how to turn all those t-shirts you've been collecting into an heirloom. Glennis will cover fabric preparation, interfacing, block arrangement, and assembly. These are always cherished memory quilts. This is also a great gift to give.



POCKETS APLENTY BAG

Nadja Seabolt

July 16 5:30pm-9:30pm; August 19 9am-1pm \$28

This one has been such a hit in the store we decided to make it a class. This is a quick one—a great gift for the holidays!

CHERRY LIMEADE

Lana Capps

August 5, 12 1pm-4pm and 1pm-3pm;
September 11, 18 10am-1pm and 10am-12noon \$35

This colorful pieced quilt is made from 5 different fabrics that either blend or contrast sharply. It finishes to 86" x 86". Chain piecing makes it go together quickly.

JIGSAW PUZZLE QUILT

Glennis Cove

July 14, 28 2pm-4pm \$28.

Life is sometimes puzzling, so why not come and learn a new clever quilt? It is much easier than it looks and is lots of fun.

BEYOND LONG ARM BASICS

Cathy Raines

July 24 1pm-4pm; September 18 9am-12noon \$21.

Ready to learn more than just how to load your quilt? In this class Cathy will teach you how to plan your quilting, from free motion quilting to blocks and right down to the borders. You'll learn basic feathers and other free-motion techniques. This class is great for all levels of quilters. If you have a Long-arm or curious to know if Long-arm quilting is your calling, sign up now for this fun lecture-demo/with some hands-on class. Taught by Cathy Raines, professional Long-arm Quilter.




LET'S DO THE TWIST

Nadja Seabolt

September 3, 10 6pm-9pm \$42

Enjoy making continuous pinwheels using the "Twister" tool. It's fun, fast and easy with endless possibilities.



DAY AND NIGHT

Barbie Odom

July 7 10am-4pm; August 2, 4 6pm-9pm \$42

Come check out Eleanor Burns' amazing technique to produce an intricate-looking (but really very simple) star quilt. This one is done with all strips—with a couple of bonus quilts that can be made from the left-overs! You won't believe how easy Eleanor has made this one!

MILLENNIUM STAR

Barbie Odom

July 15, August 3 12noon-4pm \$28

This vibrant wall hanging is a perfect introduction to foundation paper piecing. The sharp, precise points are achieved through this simple technique. It really isn't as hard as it looks!



PAINTSTIK PARTY

Sue Swanner

July 23 5:30pm-7:30pm; September 14 9am-11am \$14

Make your own designer original fabrics using the gabulous Shiva Paintstiks—it's faster than fusing and easier than applique! Create your own unique designs from rubbings or stencils and transform your project into amazing works of art!

STARBUILDER SKILLS

Sue Swanner

July 30 5:30pm-7:30pm; August 21 9a.-11am \$14

Use the Starbuilder stamps, Shiva Paintstiks, and fusible web to create these sensational no-sew star. Simple techniques are used to create infinite possibilities for your own unique star designs.



Machine Embroidery Classes

AUTUMN WIND

Cathy Raines

July 8; September 9 10am-1pm; \$21

This beautiful appliqué quilt has a variety of falling leaves and shades of autumn with perfect, beautiful satin stitch appliqué. In this class you will learn the fast, fun way to appliqué in-the-hoop of your embroidery machine! Want to learn a quick, fun and absolutely perfect appliqué technique? Sign up and let Cathy teach you how to make this beautiful appliqué quilt.



HOOP SISTERS EMBROIDABLOCK

Cathy Raines

July 1, August 12, September 2 10am-1pm

This fun EmbroidaBlock class is only \$10 per month which includes a 1 hour lecture/demo and the monthly block design. Immediately following will be a hands-on instructional guide class where you sit & sew your EmbroidaBlock. In this informative 2 hour follow-up class you'll learn all the in's & out's and tricks for

embroidering & piecing your block together. Bring your machine and sewing basic supplies. The hands-on class is an additional \$14. Come to one or come to both. This is a 10 month program and is open to all no matter what embroidery machine brand/model you own.

QUILT IN THE HOOP

Cathy Raines

August 26 9am-2pm \$35

Do you want to quilt your own smaller projects? Quilting with your embroidery machine is a great way to quilt your projects without a lot of effort. The larger the hoop that you have, the more you can accomplish in one hooping. You will need to bring your embroidery machine to class.

ROSIE & ME

BelvaLee Barr

July 14, 21 10am-1pm \$42

This creative, 2 part, class will involve a collar created in the hoop; machine embroidery and such techniques as pintucks, mini piping, stitch in the ditch and scallops.

Photo Transfer Classes

PHOTOS TO FABRIC

Lana Capps

July 12 1pm-3pm; August 14 10am-12noon; September 10 1pm-3pm \$14.

Would you like to print your favorite photos onto fabric but your not sure how to do it? This class will answer your questions. You will learn about printers, ink, software, photo fabric and more. Bring some of your photos to class and you can leave with them printed on photo fabric.

Machine Applique Classes

FOLK ART CHRISTMAS TREE

Lana Capps

July 22, August 17 9am-12noon; \$21.

This little wall hanging will get you in the mood for Christmas projects. The tree is appliquéed then decorated with buttons. The outer border is pieced just to give it a little pizzazz.

BOOT SCOOTIN CHRISTMAS STOCKING

Lana Capps

July 9 10am-1pm; September 20 1pm-4pm \$21.

Is there a Cowboy or Cowgirl in your family? This stocking uses raw edge appliqué and reverse appliqué techniques. Top stitching adds detail.

Other FUN Classes

RAGS TO RUGS

Linda Triplett

July 7 2pm-4pm; September 17 6pm-8pm \$14

Do you have lots of fabric in your stash that you want to get rid of? This is a great class for you! Cut strips of fabric and weave them into a placemat or rug using a wooden frame. These make quick and fun gifts. Frame and book required. (Frame can be purchased or made).



Other FUN Classes

COILED BOWLS

Linda Triplett

July 7 10am-1pm; July 17 1pm-4pm; September 18 1pm-4p \$21

Coiled bowls and baskets are fun and easy to make. The wrapping and coiling technique produces great results and is a relaxing break from other sewing projects.



WALL ORGANIZER

Nancy Adams

July 23 10am-1pm \$21

Make this six pocket Wall Organizer. Use it in your kitchen for greeting cards, in the bathroom for jewelry or in your sewing room for quilting supplies.

Mastery Classes

Mastery Classes are free to those who have purchased their machine from the Quilt Sampler.

PPAFF BASICS

July 8 1pm-3pm; August 17 5:30pm-7:30pm; September 16 1pm-3pm

This class is for all Pfaff machines. From threading to stitch selection, you will learn the basic functions of your new Pfaff. We will cover needles, thread choices and stitch samples with a variety of feet. Kit required \$5.

PPAFF MEMORY AND MORE

July 6 10am-12noon; August 10 10am-12noon; August 24 5:30pm-7:30pm;

September 7 10am-12noon

Explore the memory features of your new Pfaff and put them to use in a simple project.

This class is for all Pfaff machines with memory. Kit required \$12.

PPAFF EMBROIDERY BASICS

July 19 1pm-3pm' August 3 5:30pm-7:30pm; September 21 1pm-3pm

In this class you will learn to call up and embroider a single design on your Pfaff embroidery machine. You will learn how to transfer a design from the computer to the machine. We will discuss stabilizer, thread, and needles. This class is for all Pfaff embroidery machines

PPAFF EMBROIDERY EXPANDED

July 27 5:30pm-8:30pm; August 7 9am-12noon; September 28 5:30pm-8:30pm

In this class for the Pfaff 2170, Creative 2.0, Creative 4.0 and Creative Vision you will learn to embroider multiple designs, use the arcing and stitch building features as well as using the personal menu.

PPAFF CONNECTIONS—2134, 2170

July 29 5:30pm-6:30pm; August 24 1pm-2pm; September 9 5:30pm-6:30pm

Come learn how to take embroidery designs from a CD, put them in your computer, then send a design to your machine. This class is specially designed for the Pfaff 2134 and 2170 owners. Lecture-demo only. You do not need to bring your machine.

PPAFF CONNECTIONS—CREATIVE 2.0, 4.0, CREATIVE VISION

July 29 1pm-3pm; August 24 5:30pm-7:30pm; September 9 1pm-3pm

Come learn how to take embroidery designs from a CD, put them in your computer, and then send a design to your machine. This class is specially designed for the Creative 2.0, 4.0 and Creative Vision owners. Lecture-demo only. You do not need to bring your machine.

BERNINA MASTERY

July 8, 15, 22 10am-12noon; August 10, 17, 24 1pm-3pm; September 6, 13, 20, 7pm-9pm

Long on machine questions but short on time? Learn the "in's and out's" of your Bernina machine. Be prepared to move along quickly as we go from basic sewing to quilting to machine embroidery. Kit required \$10.

START OUT RIGHT

July 29 5:30pm-7:30pm; September 14 2pm-4pm

Learn the basic functions of your Bernette machine, from threading to bobbin winding to basic maintenance. Kit required \$5.

830 MASTERY

July 13, 20 9am-12noon

This is a special class for Bernina 830 owners. Learn the amazing features awaiting you with this amazing machine. Kit required \$10.

V6 SOFTWARE BASICS

Elaine Emmons

July 27 10am-1pm

Learn the basics of your version 6 Software. Cost is \$60 or FREE if you have purchased your software from us.

4-D BASIC

Bill McConnell

July 6 1pm-3pm

Create your own original quilt using the many features in Pfaff Creative 4D Software. The class will be an introduction to the different parts of the 4-D Creative Suite.

4-D ADVANCED

Bill McConnell

July 20 1pm-3pm

Learn to do Blackwork in the Pfaff Dream Hoop. How to do cross stitch; Photo Stitch; Take designs apart and make ne ones from the several designs available.