

If you are interested in a class and are unable to attend just find a friend or a group of friends and LSQW will schedule a time with the teacher so you may take the class. We offer 10% off of class supplies if purchased at LSQW!



Private Knitting or Crochet Lessons

INSTRUCTORS: L. North, J. Williams

DATES: Open

TIME: Open

LEVEL: All levels

COST: \$20

Do you want to learn how to knit or crochet? Are you looking for a special class time? Then our new Knit-It or Crochet-It class could be your answer. Get two friends together and we will find an arranged time for you with L. North, or J. Williams. Either teacher can help you with beginning to advanced projects; from washcloths to socks. Can't find a friend? Let us take your name and keep it on our private list until we can match you with someone else.



Embroidery Club

INSTRUCTORS: K. Dwyer

DATES: Sept. 13, Oct. 11, Nov. 8, Dec. 6

TIME: 9A-2P

LEVEL: All levels

COST: \$25 per month

Explore the possibilities of machine embroidery. We will meet each month and complete a small project. Open to all machine brands. A supply list will be available each month in advance, with some supplies included in the club price. Bring a brown bag lunch or order out with us.



Ricky Tims Harmonic Convergence A

INSTRUCTOR: J. Smith

DATES: Part 1 Sept. 1, Part 2 Sept. 8

TIME: 2-5P

LEVEL: Beginner and Up

COST: \$55

This class will lead you on your first adventure with Harmonic Convergence quilts, teaching you the theory behind constructing this type of small artistic wall hanging and guiding you through the completion of your quilt top. We will cover fabric selection, construction of the center of your quilt top, creating borders, and optional additional steps to enhance your design (quilting, appliqué, embellishments). Join us and tap into your own creative genius!



Mystery Quilt Thriller A

INSTRUCTOR: J. Smith


DATES: Part 1 Sept. 1, Part 2 Sept. 8

TIME: 5:30-8:30PM

LEVEL: Beginner and Up

COST: \$60

This class incorporates techniques that a beginner can follow and a veteran will enjoy. Sessions will involve selecting and cutting fabrics, putting the pieces together, and solving pattern clues along the way. None of the mystery patterns include 'y' seams, curved seams, appliqué, paper piecing or similar challenging techniques, and each new class uses a new pattern. Games and prizes are sprinkled throughout the class, so come ready to be thrilled!



Electric Quilt 7 Software Intro A

INSTRUCTOR: J. Smith

DATES: Sept. 2

TIME: 3-5P

LEVEL: No prior knowledge of software required

COST: \$25

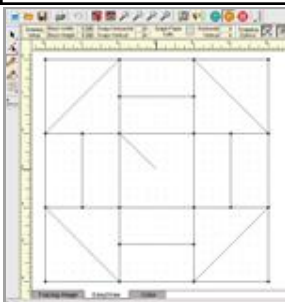
Learn the basics of Electric Quilt 7 (EQ7) and discover the amazing possibilities of this quilt design software! Turn your ideas into quilts with this easy to use program that generates fabric requirements, cutting charts, and so much more. Design possibilities are endless with EQ. You may bring your own laptop with EQ software installed, or come with a pen and paper to take notes.

Due to copyright issues no sharing of patterns or books during class will be allowed.

Please purchase all materials for your class ahead of time. You will be given a 10% discount on your supplies when they are bought from LSQW.

Please arrive at class fifteen minutes early to allow time for setup.

If you are interested in a class and are unable to attend just find a friend or a group of friends and LSQW will schedule a time with the teacher so you may take the class. We offer 10% off of class supplies if purchased at LSQW!



Electric Quilt Software Block Drawing A

INSTRUCTOR: J. Smith

DATES: Sept. 2

TIME: 5:30-7:30P

LEVEL: Prior knowledge of software required

COST: \$25

Learn to draw your own blocks and utilize them in your personal designs. You may bring your own laptop with EQ software installed, or come with a pen and paper to take notes as Jess shows you how to unlock the secrets of block drawing. **Must have basic knowledge of the software or have attended the Introduction class.**



Log Cabin Snuggler

INSTRUCTOR: L. Bridges

DATES: Part 1 Sept. 8, Part 2 Sept. 22

TIME: 9-11A

LEVEL: Beginner and Up

COST: \$40

Looking to tackle your first Log Cabin quilt or just want to participate in a fun class? Come to a Log Cabin Snuggler class with Linda B. This class uses the Marti Michell Log Cabin ruler. Book and ruler purchase required. The finished size is 55" square.



First-Time Quiltmaking

INSTRUCTOR: D. DeRoche

DATES: Part 1 Sept. 9, Part 2 Sept. 16, Part 3 Sept. 23

TIME: 6-9P

LEVEL: Beginner

COST: \$55

Let Deb help you make your very first quilt in this class! Learn about measuring, rotary cutting, and simple piecing. We'll finish the edge with a "faux binding" and tie the layers together to complete this crib size quilt. Basic knowledge of your sewing machine is expected. Required text is First-Time Quiltmaking.



Projects Class

INSTRUCTOR: D. DeFrancesco


DATES: Sept. 12

TIME: 1-4P

LEVEL: Beginner and Up

COST: \$25

Have you wanted to do that certain project but just needed some help? Bring a garment pattern, craft item, or home décor pattern and let Diana show you the way. Class will be structured like an old fashioned Homemaking class with individualized attention for your own special project.



Sewing 101

INSTRUCTOR: D. DeFrancesco

DATES: Part 1 Sept. 15, Part 2 Sept. 22, Part 3 Sept. 29

TIME: 6-9P

LEVEL: Beginner

COST: \$65


Sewing 101 teaches the fundamental techniques that are needed to be a successful sewer. Sewing basics are presented in a step-by-step instruction format. A folder of technique samples is the finished product. Also a simple project is constructed to demonstrate the two basic fundamental techniques. Required text is Sewing 101.

Due to copyright issues no sharing of patterns or books during class will be allowed.

Please purchase all materials for your class ahead of time. You will be given a 10% discount on your supplies when they are bought from LSQW.

Please arrive at class fifteen minutes early to allow time for setup.

If you are interested in a class and are unable to attend just find a friend or a group of friends and LSQW will schedule a time with the teacher so you may take the class. We offer 10% off of class supplies if purchased at LSQW!



Intermediate Piecing

INSTRUCTOR: D. DeRoche

DATES: Part 1 Sept. 17, Part 2 Sept. 24, Part 3 Oct. 1, Part 4 Oct. 8

TIME: 9A-12P

LEVEL: Advanced Beginner and Up

COST: \$85

Are you ready to branch out from "square & rectangle" designs? This class is designed to teach basic piecing techniques for triangles, set-in corners, star centers, pieced curves, sashing and corner stones, basic borders, and more. The class project is a wall hanging designed to incorporate all the various quilt construction elements.



T-Shirt Quilt

INSTRUCTOR: D. DeFrancesco

DATES: Part 1 Sept. 19, Part 2 Oct. 3

TIME: 1-4P

LEVEL: Beginner

COST: \$45

Construct an easy memory quilt using old, but clean t-shirts, new t-shirts or a combo of both. Learn how to place unusual items on the quilt block, make a 2 patch block and a 4 patch block. T-shirt quilts can range from wall hangings to king size quilts. Pattern included in class price.



Basic Machine Embroidery

INSTRUCTOR: D. DeFrancesco

DATES: Sept. 20

TIME: 9A-12P

LEVEL: Beginner

COST: \$30

Do you know how to hoop your project? Do you know which stabilizer to use for your project? Do you know which thread is best for each project? Learn which stabilizer to use, how to hoop your machine embroidery projects, and learn about the different types of thread to make your project unique. This is a great demo class for beginning machine embroidery.



Basic Machine Embroidery

INSTRUCTOR: D. DeFrancesco

DATES: Sept. 20

TIME: 6-9P

LEVEL: Beginner

COST: \$30

Description above.



Batik Wrap

INSTRUCTOR: J. Homburg


DATES: Sept. 25

TIME: 9-11A

LEVEL: Beginner

COST: \$35

Come to class and learn how to make unique bowls, purses or even baskets! This technique is one of a kind for a colorful artsy looking bowl or purse that will have everyone asking how you did it! This class uses cording, and 2 1/2" inch fabric strips to weave and wind a basket, purse or bowl. Use a jelly roll or your old scraps and you won't be disappointed!



Machine Quilting

INSTRUCTOR: D. DeRoche

DATES: Sept. 30

TIME: 6-9P

LEVEL: All Levels

COST: \$40

Complete your quilting projects in days instead of weeks! Learn to do free-motion machine quilting on your very own sewing machine. The class covers marking, basting, stippling, and the all important free motion technique used to follow marked lines.

Due to copyright issues no sharing of patterns or books during class will be allowed.
Please purchase all materials for your class ahead of time. You will be given a 10% discount on your supplies when they are bought from LSQW.
Please arrive at class fifteen minutes early to allow time for setup.

If you are interested in a class and are unable to attend just find a friend or a group of friends and LSQW will schedule a time with the teacher so you may take the class. We offer 10% off of class supplies if purchased at LSQW!



Log Cabin Snuggler

INSTRUCTOR: L. Bridges
DATES: Part 1 Oct. 6, Part 2 Oct. 20
TIME: 6-8P
LEVEL: Beginner and Up
COST: \$40


Looking to tackle your first Log Cabin quilt or just want to participate in a fun class? Come to a Log Cabin Snuggler class with Linda B. This class uses the Marti Michell Log Cabin ruler. Book and ruler purchase required. The finished size is 55" square.



First-Time Quiltmaking

INSTRUCTOR: D. DeRoche
DATES: Part 1 Oct. 11, Part 2 Oct. 18, Part 3 Oct. 25
TIME: 6-9P
LEVEL: Beginner
COST: \$55

Let Deb help you make your very first quilt in this class! Learn about measuring, rotary cutting, and simple piecing. We'll finish the edge with a "faux binding" and tie the layers together to complete this crib size quilt. Basic knowledge of your sewing machine is expected. Required text is First-Time Quiltmaking.



Intermediate Piecing

INSTRUCTOR: D. DeRoche
DATES: Part 1 Oct. 14, Part 2 Oct. 21, Part 3 Oct. 28, Part 4 Nov. 11
TIME: 6-9P
LEVEL: Advanced Beginner and Up
COST: \$85


Are you ready to branch out from "square & rectangle" designs? This class is designed to teach basic piecing techniques for triangles, set-in corners, star centers, pieced curves, sashing and corner stones, basic borders, and more. The class project is a wall hanging designed to incorporate all the various quilt construction elements.



Mystery Marathon A

INSTRUCTOR: J. Smith
DATES: Sunday, Oct. 17
TIME: 10A-5P
LEVEL: Beginner and Up
COST: \$65

Come join us for a Mystery date! All we can tell you is this will be a fun day! Obviously, we can't show you the pattern or it would not be much of a mystery. Bring a potluck dish to share for the meal. Jessica will provide dessert and prizes throughout the class. All fabrics MUST be cut prior to arriving at class due to time limitations. Come and Marathon with us!!



Surface Design

INSTRUCTOR: J. Drees
DATES: Oct. 18
TIME: 1-4P
LEVEL: Beginner
COST: \$35

Come explore surface design in this lecture and demo class. In this class you will learn how to create your own hand-painted designs on fabrics, paper, and more, learn the basics of mixing paints and discover the secrets to using different mediums. Required book purchase: Surface Design Essentials.

Due to copyright issues no sharing of patterns or books during class will be allowed.
Please purchase all materials for your class ahead of time. You will be given a 10% discount on your supplies when they are bought from LSQW.
Please arrive at class fifteen minutes early to allow time for setup.

If you are interested in a class and are unable to attend just find a friend or a group of friends and LSQW will schedule a time with the teacher so you may take the class. We offer 10% off of class supplies if purchased at LSQW!



Phire's Star A

INSTRUCTOR: J. Smith

DATES: Part 1 Oct. 19, Part 2 Oct. 26

TIME: 3-5P

LEVEL: Some piecing experience or completion of a beginning piecing class recommended

COST: \$50

Phire's Star is a unique spin on the traditional lone star pattern. This class teaches no-Y-seam techniques like strip piecing to assemble a 40" x 40" original wall hanging, table topper, or medallion. Phire's Radiance pattern included. **BONUS:** Pattern includes instructions to expand the project to a 60" or 90" bed size quilt.



Flip & Sew Table Runner & Placemats A

INSTRUCTOR: J. Smith

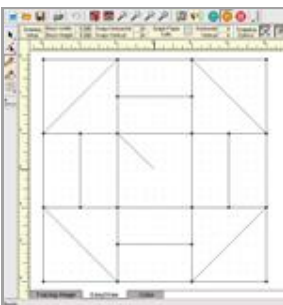
DATES: Part 1 Oct. 19, Part 2 Oct. 26

TIME: 5:30-7:30P

LEVEL: Beginner and Up

COST: \$40

Need a bit of gratification? This class is for you! Flip & Sew is a simple and fun technique that allows you to piece and quilt your project at the same time. Create an attractive table runner and placemats using scraps or your favorite coordinating fabrics.



Electric Quilt Software Block Drawing A

INSTRUCTOR: J. Smith


DATES: Nov. 10

TIME: 3-5P

LEVEL: Prior knowledge of software required

COST: \$25

Learn to draw your own blocks and utilize them in your personal designs. You may bring your own laptop with EQ software installed, or come with a pen and paper to take notes as Jess shows you how to unlock the secrets of block drawing. **Must have basic knowledge of the software or have attended the Introduction class.**



Electric Quilt 7 Software Intro A

INSTRUCTOR: J. Smith

DATES: Nov. 10

TIME: 5:30-7:30P

LEVEL: No prior knowledge of software required

COST: \$25

Learn the basics of Electric Quilt 7 (EQ7) and discover the amazing possibilities of this quilt design software! Turn your ideas into quilts with this easy to use program that generates fabric requirements, cutting charts, and so much more. Design possibilities are endless with EQ. You may bring your own laptop with EQ software installed, or come with a pen and paper to take notes.



Featherweight Maintenance

INSTRUCTOR: D. DeFrancesco

DATES: Nov. 14

TIME: 1-4P

LEVEL: All Levels

COST: \$30


Learn to maintain, clean, oil, lube and keep your Featherweight machine in tip-top shape. Why pay \$65 for the annual maintenance checkup when you can do it yourself! The book "My Featherweight 221 and I" is required for the class, and is available for purchase at Lone Star Quiltworks.

Due to copyright issues no sharing of patterns or books during class will be allowed.

Please purchase all materials for your class ahead of time. You will be given a 10% discount on your supplies when they are bought from LSQW.

Please arrive at class fifteen minutes early to allow time for setup.

If you are interested in a class and are unable to attend just find a friend or a group of friends and LSQW will schedule a time with the teacher so you may take the class. We offer 10% off of class supplies if purchased at LSQW!



Fabric Coil Baskets

INSTRUCTOR: D. DeRoche


DATES: Nov. 15

TIME: 10A-12:30P

LEVEL: All Levels

COST: \$30

Learn the technique for making fabulous fabric baskets with the sewing machine. The samples tell the story so stop by the shop and see them!



Machine Quilting

INSTRUCTOR: D. DeRoche

DATES: Nov. 15

TIME: 2-5P

LEVEL: All Levels

COST: \$40

Complete your quilting projects in days instead of weeks! Learn to do free-motion machine quilting on your very own sewing machine. The class covers marking, basting, stippling, and the all important free motion technique used to follow marked lines.



Flip & Sew Table Runner & Placemats B

INSTRUCTOR: J. Smith

DATES: Part 1 Nov. 16, Part 2 Nov. 23

TIME: 3-5P

LEVEL: Beginner and Up

COST: \$40

Need a bit of gratification? This class is for you! Flip & Sew is a simple and fun technique that allows you to piece and quilt your project at the same time. Create an attractive table runner and placemats using scraps or your favorite coordinating fabrics.



Phire's Star B

INSTRUCTOR: J. Smith

DATES: Part 1 Nov. 16, Part 2 Nov. 23

TIME: 5:30-7:30P

LEVEL: Some piecing experience or completion of a beginning piecing class recommended

COST: \$50

Phire's Star is a unique spin on the traditional lone star pattern. This class teaches no-Y-seam techniques like strip piecing to assemble a 40" x 40" original wall hanging, table topper, or medallion. Phire's Radiance pattern included. BONUS: Pattern includes instructions to expand the project to a 60" or 90" bed size quilt.



Mystery Marathon B

INSTRUCTOR: J. Smith

DATES: Sunday, Nov. 28

TIME: 10A-5P

LEVEL: Beginner and Up

COST: \$65

Come join us for a Mystery date! All we can tell you is this will be a fun day! Obviously, we can't show you the pattern or it would not be much of a mystery. Bring a potluck dish to share for the meal. Jessica will provide dessert and prizes throughout the class. All fabrics MUST be cut prior to arriving at class due to time limitations. Come and Marathon with us!!

Due to copyright issues no sharing of patterns or books during class will be allowed.

Please purchase all materials for your class ahead of time. You will be given a 10% discount on your supplies when they are bought from LSQW.

Please arrive at class fifteen minutes early to allow time for setup.

If you are interested in a class and are unable to attend just find a friend or a group of friends and LSQW will schedule a time with the teacher so you may take the class. We offer 10% off of class supplies if purchased at LSQW!



Mystery Quilt Thriller B

INSTRUCTOR: J. Smith

DATES: Part 1 Dec. 1, Part 2 Dec. 8, Part 3 Dec. 15

TIME: 3-5P

LEVEL: Beginner and Up

COST: \$60

This class incorporates techniques that a beginner can follow and a veteran will enjoy. Sessions will involve selecting and cutting fabrics, putting the pieces together, and solving pattern clues along the way. None of the mystery patterns include 'y' seams, curved seams, appliqué, paper piecing or similar challenging techniques, and each new class uses a new pattern. Games and prizes are sprinkled throughout the class, so come ready to be thrilled!



Ricky Tims Harmonic Convergence B

INSTRUCTOR: J. Smith

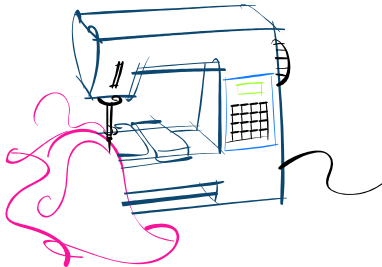
DATES: Part 1 Dec. 1, Part 2 Dec. 8, Part 3 Dec. 15

TIME: 5:30-7:30P

LEVEL: Beginner and Up

COST: \$55

This class will lead you on your first adventure with Harmonic Convergence quilts, teaching you the theory behind constructing this type of small artistic wall hanging and guiding you through the completion of your quilt top. We will cover fabric selection, construction of the center of your quilt top, creating borders, and optional additional steps to enhance your design (quilting, appliqué, embellishments). Join us and tap into your own creative genius!



Finish with Flair

INSTRUCTOR: D. DeRoche

DATES: Part 1 Dec. 2, Part 2 Dec. 9

TIME: 6-9P

LEVEL: Beginner and Up

COST: \$40

Learn about all the different ways to finish the edge of your completed quilt. Samples of standard binding, piping, prairie points, bias binding curves, facing finish and whip stitch finish will be made in class, providing a reference for the future.



Batik Wrap

INSTRUCTOR: J. Homburg


DATES: Dec. 4

TIME: 9-11A

LEVEL: Beginner

COST: \$35

Come to class and learn how to make unique bowls, purses or even baskets! This technique is one of a kind for a colorful artsy looking bowl or purse that will have everyone asking how you did it! This class uses cording, and 2 1/2" inch fabric strips to weave and wind a basket, purse or bowl. Use a jelly roll or your old scraps and you won't be disappointed!



Progressive Quilting

INSTRUCTOR: D. DeRoche

DATES: Part 1 Dec. 2, Part 2 Dec 9

TIME: 1-5P


LEVEL: Intermediate

COST: \$45

This class is for individuals who are familiar with, and who have practiced, quilting on a domestic machine. Deb will introduce her method of Progressive Quilting, in which machine quilting is done as the quilt is assembled. This eliminates the need to roll the quilt to fit in the space to the right of the needle. Intrigued? Join Deb for more info. Pre-class preparation required. Prerequisite of Deb's Machine Quilting class or machine quilting experience.

Due to copyright issues no sharing of patterns or books during class will be allowed.
Please purchase all materials for your class ahead of time. You will be given a 10% discount on your supplies when they are bought from LSQW.
Please arrive at class fifteen minutes early to allow time for setup.

If you are interested in a class and are unable to attend just find a friend or a group of friends and LSQW will schedule a time with the teacher so you may take the class. We offer 10% off of class supplies if purchased at LSQW!



Surface Design

INSTRUCTOR: J. Drees

DATES: Dec. 13

TIME: 1-4P

LEVEL: Beginner

COST: \$35

Come explore surface design in this lecture and demo class. In this class you will learn how to create your own hand-painted designs on fabrics, paper, and more, learn the basics of mixing paints and discover the secrets to using different mediums. Required book purchase: Surface Design Essentials.



Private Knitting or Crochet Lessons

INSTRUCTORS: L. North, J. Williams

DATES: Open

TIME: Open

LEVEL: All levels

COST: \$20

Do you want to learn how to knit or crochet? Are you looking for a special class time? Then our new **Knit-It or Crochet-It** class could be your answer. Get two friends together and we will find an arranged time for you with L. North, or J. Williams. Either teacher can help you with beginning to advanced projects; from washcloths to socks. Can't find a friend? Let us take your name and keep it on our private list until we can match you with someone else.

Due to copyright issues no sharing of patterns or books during class will be allowed.

Please purchase all materials for your class ahead of time. You will be given a 10% discount on your supplies when they are bought from LSQW.

Please arrive at class fifteen minutes early to allow time for setup.