



The Sampler

SAMPLER TIMES

Fall/Winter 2010

Dear friends,

As we approach the end of summer and the beginning of quilting/sewing season (autumn to the uninspired), our thoughts turn to new projects, new techniques and new ideas. The Sampler is the place to be inspired, find great fabrics and meet some great new friends. We want to share all the latest in the world of quilting/sewing with you. Check out some of the new classes our staff have in store for you such as, Curvy Rule-Breaking Quilts and Feathered Star Sampler. Stop by The Sampler and let our expert staff help you find just the right project to take into this new quilting/sewing season.

Special Make and Take Thanksgiving Weekend

Back by popular demand, with a few new added twists.....

We are planning a fun weekend of projects for you to try!

Friday and Saturday, November 26th and 27th

Time: 9-5

Sunday, November 28th

Time: 12-4

Come into The Sampler and have fun making easy, quick gifts (for yourself or to share).

You can come in anytime Thanksgiving weekend during regular store hours and make one or all of the projects offered.

Pre-registration is required so that we have enough supplies ready for you. Payment will be due the day you make your project.

Projects:

Hand-dyed silk scarves

Cost: \$14.00

Double Diamond Bookmarks

Cost: \$4.00

Wool Embellished Pashmina Scarves

Cost: \$ 20.00

Be an Honorary Fabric Buyer for a Day!

Have you ever wondered what it would be like to choose the wonderful fabrics that are sold in our shop? Are you curious about how fabric is designed, from artwork to the printing process?



Vic Dadika, Sales Manager for Northcott/Monarch Fabrics is coming to our shop for an informative gala event. Northcott is one of the top fabric manufacturers, and a source of some of the most beautiful and quality fabrics on our shelves. Their tag line is "Cottons That Feel Like Silk".

You will get the chance to learn about fabric production and the buying process. See first hand just how hard it is to choose from such beautiful fabric and follow a budget, too!

As an added bonus, Jane Spolar from Quilt Poetry will be here to show her new line of fabric that she designed for Northcott called Bliss. She will also be sharing some of her quilts.

You will get to vote on the new Northcott fabric lines coming out and have your say in what fabrics will arrive at The Sampler....So you are the Fabric Buyer for a day.

Vic will have gifts for everyone, along with great door prizes too. There will be refreshments and yummy goodies to eat. Also, as a thank you for attending, The Sampler will give you 25% off all Northcott fabrics in the store that day.

Space is limited and pre-registration is a must.


Cost: \$5.00 (which will be returned to you in the form of a merchandise credit to be used in the store that day).

Date: Saturday, Sept. 25th

Time: 11:00am

www.the-sampler.com

952-934-5307



“Electric Quilt 7 does it all. Quilts, Blocks and now PHOTOS! Includes all the design features of EQ5 & EQ6 plus all new design tools for beginning and advanced users”.

If you’ve heard about Electric Quilt, but know nothing about it, spend an hour finding out how it work and how fun it is.

Introduction to Electric Quilt 7 Lecture

Wednesday, September 15th

4pm or 7pm

Cost: \$5.00

A 10% discount on the complete EQ7 program applies on the day of the lecture.

If you have EQ6 or 7 and are wondering how to use it. Learn the basics of quilt design in the following class...

Introduction to Electric Quilt 7 Class

Class meets two times for two hours.

You must have either EQ6 or EQ7 loaded onto a laptop.

Tuesday, Sept. 21st and 28th 2-4 or 6-8

On the Road Again....

Find The Sampler at the following venues this fall:

Minnesota State Fair: August 26– Sept.6 in the Creative Activities Building Annex

Quilt Expo: Madison, WI, Sept. 9-11

International Quilt Festival: Houston, TX, Nov. 4-7


Men’s Shopping Night

Monday, Dec. 20 from 5-9

Let your special guy know just what you want for Christmas. Start a list in our gift registry and we will help him on Men’s Shopping Night to put just the right thing under the tree. He will receive a **20% discount** on all regularly priced merchandise that night.



Excluding Bernina Machines



We are excited about all the new fabrics that have been arriving at The Sampler...

You won’t want to miss:

Brandon Mably’s new fabrics for Westminster Fabrics.

Beautiful fall prints and terrific novelties (bugs and butterflies) from Timeless Treasures.

A gorgeous line called “Lancaster” from RJR Fabrics.

And Christmas fabrics from Moda, Alexander Henry, Timeless Treasures, Clothworks and Robert Kaufman!

Our expert staff will help you find just the right fabric for that special project.

STORE

HOURS:

Mon 10-5

Tues. 10-8

Wed. 10-5

Thurs. 10-8

Fri. 10-5

Sat. 10-5

Sun. 12-4

952-934-5307

1-866-994- 8318

CLASSES

Beginning Machine Piecing

This class offers the basic techniques you will need as you advance into the world of quilt making. You will come away with a delightful wall/table topper. After you construct your quilt top, you will learn to pin baste and get the basics in quilting and binding.

Class meets 4 times for 2-1/2 hours.
Class fee: \$50.00 Instructor - Diane Entriakin
Tues., Oct. 5, 12, 19, 26, 6-8:30pm



Beginning Hand Appliqué

Fall in love with hand appliqué while stitching this variation of a Tudor Rose pattern. We will cover all the basics, with lots of great tips thrown in along the way. You will have the option of stitching a one block table topper or a 4—block wall hanging.

Class meets 2 times for 2 hours.
Class fee: \$30.00 Instructor- Mary Deeney
Wednesday, Oct. 13 and 27 10:30– 12:30



Beginning Paper Piecing

You will want this class if you've never quite understood Paper Foundation Piecing! "Upside down and backwards" won't seem so difficult after Vicki takes you through the steps so you understand how to make perfect blocks with perfect points. It's fun to "sew on the line".

Class meets 1 time for 2-1/2 hrs.



Machine Quilting "The Basics"

When we say the "basics", we mean the basics of everything you need to know about machine quilting. All about needles, thread, batting, basting your quilt, marking and of course Quilting! Straight line, in the ditch and free-motion. You will learn it all.

Class meets 1 time for 6 hours
Class fee: Instructor –Shannon Atwill
Sunday, Oct. 17, 11-5, with a lunch break.

Machine Curved Piecing

Learn a great technique for handling curved seams using freezer paper as "templates". It's easier that it looks and can open up a whole new area of quilting for you. Beginners and more experienced quilters will enjoy this technique. Check out the store sample. Take the class - see how fun it can be!


Class meets 2 time for 2-1/2 hours
Class fee: \$30.00 Instructor - Vicki Peterson
Tues., Nov. 2 and 16, 6-8:30pm



Making Your Own Fabric Landscape

This class is a great follow-up to Bonnie's beginning landscape class. You will work from a picture of your choice and get help as needed with fabric selection and techniques to make a beautiful and realistic picture. Typically, these pieces are matted and framed.

Class meets 1 time for 6 hours.
Class fee: \$45.00 Instructor - Bonnie Langenfeld
Saturday, Sept. 18 10-4pm



Feathered Star Sampler

Here's your opportunity to make a Feathered Star Quilt without the angles and Bias edges that we all try to avoid. Five feathered star patterns are included in this paper pieced pattern.

There are two options...one using scraps with a scrappy background, the other gives a more planned look using the same background for all the star blocks. Stop in and see the class sample which is really a combination of the two...scraps and coordinated background. Basic paper piecing skills are required.

Class meets three times for 3 hours.
Class fee: \$50.00* Instructor - Polly North
Thurs., Sept. 16, 23, and 30, 2-5pm

*\$10 supply fee will be due to the instructor the first day of class (for the pattern)



Curvy Rule-Breaking Quilts

It's fun to break the rules! Help us break a few more as we tackle free form curved piecing. Quarter inch seams and templates are out. Wobbly lines and funky curves are in. Enter the world of Rule Breaking Quilts as you slice, stitch and slash your way to a wall hanging that reveals the rebel in you.

Class meets 1 time for 5 hours.

Class fee:\$35.00 Instructor -Shannon Atwill
Sunday, Oct. 3, 11-4pm

Rule Breaking Machine Quilting

Are you ready to break some more rules? Who says that you have to stay in the ditch, or that your straight line quilting has to be straight? Have some fun with us as we explore free form machine quilting with our feed dogs up, and with our feed dogs down. No marking, no fuss, no rules!

Class meets one time for 5 hours.

Class fee: \$35.00 Instructor –Shannon Atwill
Sunday, Oct. 31, 11-4pm

Introduction to Electric Quilt 7 (lecture)

If you've heard about Electric Quilt, but know nothing about it this is for you. Find out how Electric Quilt 7 would benefit your quilting experience. Spend an hour learning how Electric Quilt works and how fun it is.

Class meets 1 time for an hour.

Class fee:\$5.00 Instructor: Mary Deeney
Wednesday, September 15, 4pm or 7pm
A 10% discount on the complete EQ7 program applies on the day of the lecture.

Introduction to Electric Quilt 6 or 7

You already have EQ6 or 7 and are wondering how to use it. Learn the *basics* of quilt design with EQ 6 or 7. Find out what's new with EQ7.

Class meets 2 times for 2 hours.

Class fee: \$35.00 Instructor: Mary Deeney
Tuesday, September 21 and 28, 2-4pm or 6-8 pm

Cathedral Window Ornaments and More

Cathedral Window blocks are easier than you would think. You will learn how to make two different Cathedral Window blocks and get instruction on how to make a rectangular Cathedral Window block. Choose to make a Christmas Ornament, pincushion, or for the more ambitious something larger.

Class meets one time for 3 hours.

Class fee: \$25.00 Instructor: Mary Deeney
Sunday, November 7, 1-4pm

Make sure your sewing machine is in tip top shape before you take a class.....have it serviced by The Sampler's very own sewing machine technician. Rick services all makes and models of sewing machines and sergers.

Fabric Bowls

Prepare to enjoy yourself! This is a very easy, relaxing class. Achieve almost instant gratification with this fun and useful project. Complete a small to medium size bowl in class while enjoying the camaraderie of fellow sewers. Nice way to use some scraps from your fabric stash, as well as a great gift.

Class meets 1 time for 3 hours.

Class fee - \$25.00 Instructor - Kathi Korum
Thursday, November 11, 6-9pm

Scrap Therapy

Bring your scraps from your stash for a fun night of therapy – with no couches! You will learn a great method to organize your scraps. You will receive a quilt pattern that will use your newly sewn scrap pieces. This proves to be a great way to relax and use up scraps from your stash.

Class meets 1 time for 2 hours.

Class fee:\$20.00 Instructor - Cathy Guy
Wednesday, Sept. 22, 6-8pm

Fabric Art Workshops With Susan Stein**Dye-Na-Flow Paint (watercolor techniques on fabric)**

Dye-Na-Flow paint-splash and puddle is the nick-name for this fun and easy way to use paints. No talent is needed to make patterns and blends of color on fabrics to use in your next project, quilt, or garment. We will cover sun printing and effects that look just like dyeing without the chemicals and formulas, as well as rescuing a fabric buying mistake!

Class meets 1 time for 2 1/2 hours

Class fee: \$25.00 Instructor –Susan Stein
Thursday Oct. 7, 6-8:30 or Saturday, Oct. 9, 1-3:30

Gelatin Monoprinting

Manipulate paint on a hard or soft surface and when it's just right, press fabric onto the paint for a wonderful original print. You can get three prints with one set-up if you use a stencil and then have three related prints for a project.

Class meets 1 time for 2 1/2 hours.

Class fee:\$25.00 Instructor –Susan Stein
Thursday Oct. 14, 6-8:30 or Saturday, Oct. 16, 1- 3:30

Paintstiks on Fabric

Play with big crayons to make wonderful images with rubbing plates, stencils, cardboard, etc. Heat setting makes the paint permanent and the effects you can achieve are unique to this medium. Add a new technique to your box of tools and you will find multiple uses for it in garment making, quilting, and gift making.

Class meets 1 time for 2 1/2 hours

Class fee: \$25.00 Instructor –
Susan Stein
Thursday Dec. 9, 6-8:30 or Saturday,
Dec. 11, 1-3:30



We have several fun groups and clubs at The Sampler. These are a great way to meet new friends and to become inspired to do more with your quilting and sewing. The staff at The Sampler are always there to lend a hand.

A 10% discount is given on regularly priced merchandise that day.

Appliqué Antics

If you love to do hand appliqué, beginner to advanced, this is a great class to join. Not only will it get you away from the phone, and other intrusions of your time, you will get to meet new people who share the same passion as you. Bring your own projects and lunch (or grab a bite at Millies Diner) and spend the day relaxing with others. A 10% discount is yours for any shopping you might do that day.

Class meets the 1st and 3rd Wed. of each month
Class fee \$5.00

Tuesday Quilters Club

Spend a relaxing day sewing on any project you want while chatting with new people. No phones, laundry, etc. to distract you from sewing time. Have lunch at Millies or bring your own. The day is just for you. A 10% discount is yours for that day for any purchases you make.

The second Tuesday of each month. 10-4pm
Class fee - \$5.00

Open Embroidery Work Day

(All models of embroidery machines are welcome) Get your girlfriends together and bring along any project you would like to work on.

The first Tuesday of every month.
\$5.00 each session

The Sampler Sewing Lounge”

Need some expert help?

This **“work night”** is for all you new sewers and beginning sewers just needing some help with your projects! Bring your craft or garment sewing project along and Tracy will be here to help you. No pressure, just a bunch of other new sewers with the same questions.

Class fee:\$10.00



Bernina Embroidery Arts Club with Sandy

(All models of embroidery machines are welcome)
Learn more about your embroidery machine and software while you make a small project. There is no registration fee for this club, which meets the third Sunday of the month from 12:30 PM to 2:30 PM. The purchase of a kit for the project is required.

Sept. 19, Embroidered Book Mark

Oct. 10, Placing Embroidery on a Shirt or Jacket

Nov. 14, Embroidered Gift Bags & Gift Tags

December 19 : Embroidered Lace Ornaments

Bernina Virtual Club

Come and learn some new techniques. Each session will incorporate a presentation by a Virtual Bernina educator, and a hands-on opportunity will follow with the guidance of one of our staff members. These opportunities will be hosted on the web by trained Bernina educators. You will learn many new techniques, and learn about new products and how to use them. You do not need to bring your machine. A CD of the presentation and project are included. There is a \$10.00 charge for the first time you attend. If you bring a finished project to the next session, using the technique presented at the previous session, the session is then free. Otherwise there is a charge.

Registration is required

Sept. 23, 6-8:30 or Sept. 24, 10-12:30

Oct. 28, 6-8:30 or Sept. 29, 10-12:30

Nov. 18, 6-8:30 or Nov. 19, 10-12:30



Serger Club

All makes and models of Sergers are welcome. There will be a \$10 charge for the first session. If you bring a finished project to the next session, using the technique presented at the previous session, the next session is free. This should encourage everyone to master the techniques so that they don't forget them. Find out how to get the most out of your serger. Get comfortable threading your serger in a variety of applications, We will have many different types of projects, something to suit everyone, home Dec, quilting projects, garment applications and accessories. Bring your serger and be ready for a fun filled afternoon.

Serger club will meet on the 4th Sunday of the month
From 12:30-2:30pm with Lucia Turner. Sept. 26, Oct. 24,
Nov. 14, Sorry, no Dec meeting



My Label 3-D Fashion Pattern Software Club

All Skill levels –Would you like to make garments that fit you perfectly without all the hassle of fitting? **My Label** is for you. Come in and ask us about it!

My Label is a unique program designed to give you the freedom of creating, designing, and sewing your own garments using basic style patterns provided by Bernina. This program allows you to view your design choices on a 3D model representing your own measurements! Finally, My Label allows you to print out the pattern on your home printer. Our My Label Club is a place to learn new creative ways of using My Label patterns. We will sew and finish garments. Tracy will help you with construction techniques, fitting, and patterning challenges. Most importantly, we will get inspiration with our creativity and model our gorgeous well fitting garments for each other! Come join the fun (My Label software not required to participate.) This club meets one Wed. a month. from 6:00-9:00 pm. \$10 per session or free with purchase of the software. Sept. 1, Oct. 6, Nov. 3, Dec.1.



Christmas Embroidery Club—\$10.00 each meeting, register for all 5 times for \$40.00 Meets on Friday night 6:00 - 8:00 every (3) weeks: Sept 17, October 8, October 29, November 19, Dec. 10.

Using a Smith Street Christmas design, are going to spend the fall making some fun Christmas projects with your embroidery machine. With the fun snowman, mittens, candy cane and Santa appliqué patterns, by the end of the December session you will have a Christmas wall hanging, mantle cover, stocking, pillow and some fun ornaments for your tree!

Woolie Parlor Charm—

A charming appliqué quilt pattern designed by Smith Street Designs. for your embroidery machine. We've done ours in Wool, it's gorgeous! You will definitely want to learn this technique! Class meets once Thursday, Sept. 30, 6-9 Class Fee: \$15.00



Steel Frame Purse— This adorable., popular purse features a rod pocket and removable handle so that you can make many. Lucia will teach you several adaption's to the pattern, including a cute little (easy to do) zipper pocket. Sat. Oct 23, 1:00-4:00 class fee \$15.00.



BERNINA⁺



Come in and test drive the new Bernina 3 Series machines. They are incredible.

BERNINA Mastering Classes

Classes are free with purchase of new machine from The Sampler. If purchased elsewhere, there is a class fee. Bernina Basics is a pre-requisite to all other sewing machine classes.

Bernina Basics (All Models)—

\$50

or free w/machine purchase "What do all those buttons mean? Learn all the basics of machine operation including needle and thread selection, cleaning and maintenance, presser feet and accessories, plus hems, buttonholes and appliqué techniques. Sept. 4. 2:00-5:00, Sept. 8. 10:30-1:30, Sept 12. 1:00-4:00, Sept 22. 10:30-1:30, Oct. 2. 2:00-5:00, Oct. 3. 10:30-1:30, Oct.27. 6:00-9:00, Nov.6. 2:00-5:00, Nov.10. 10:30-1:30, Nov. 22. 10:30-1:30, Dec.4. 2-5pm, Dec.8. 10:30-1:30, Dec.12 1:00-4:00.

More Bernina Functions and Techniques (Activa & Aurora)

\$50 or

free w/machine purchase from The Sampler Learn how to do the hand-look quilting stitch, free motion quilting and BSR, darning along with how to use the memory functions of your machine. Sept 20. 10:30-1:30, Sept. 25, 1:00-4:00, Oct.4, 6:00-9:00, Oct.18. 10:30-1:30, Nov.1, 6:00-9:00, Nov.13 2-5, Dec.14. 6:00-9:00

More Bernina Functions and Techniques (Artista)

\$50 or free w/machine purchase from The Sampler Learn how to do the hand-look quilting stitch, free motion quilting and BSR, darning, along with how to use the memory functions of your machine. Sept. 4. 10:30-1:30, Sept. 9. 1:00-4:00, Sept. 20. 6:00-9:00, Sept. 21. 10:30-1:30,

Directional Stitching (730 & 830)

\$50 or free with machine purchase . Learn to use multi directional sewing to do: freeform directional stitching, all-over directional stitching, monogramming, directional quilting and more. Nov.10, 6:00-9:00

Free-motion quilting with BERNINA Stitch Regulator (BSR).

This Class is \$25.00 and if you don't have your own Bernina Sewing machine with the Stitch Regulator, you may borrow one. Just be sure to reserve it when signing up. Oct.20, 6:00-9:00

Creative Sewing Techniques (All Models) \$50 or

free w/machine purchase. Come learn some Creative techniques we haven't covered before in your mastery classes, plus how to use some of the specialty feet for better results. Sept.16, 6:00-9:00

BERNINA Mastering Classes-Embroidery**Embroidery Software**

\$50 or free w/machine purchase

(All Embroidery Machines-pre-requisite to Embroidery Basics) Learn to use the software that came with your embroidery machine to create designs as unique as you are. Sept. 9, 10:30-12:30, Sept.25, 10:30-12:30, Oct. 23, 10:30-12:30, Nov.11, 10:30-12:30, Nov.23, 6:00-8:30, Dec.9, 10:30-1:30

Embroidery Basics (All Models)

\$50 or free w/machine purchase.

Learn all the basics of machine embroidery including thread and needle selection, stabilizers, hooping techniques, and more. The Embroidery Software class is a pre-requisite for all machines. Sept. 10, 2:00-5:00, Sept. 16, 10:30-12:30, Sept. 27, 6:00-9:00, Oct. 21, 10:30-1:30, Oct. 25, 6:00-9:00, Nov. 15, 1:00-4:00, Nov. 22, 6:00-9:00, Dec.16, 6-9

Deco Embroidery Techniques

\$50 or free w/machine purchase.

Learn all the basics of machine embroidery including thread and needle selection, stabilizers, hooping techniques, and more. The Embroidery Software class is not a pre-requisite for Deco machines. Meeting Times as follows: Dec. 6, 10:30-1:30

Version 6 Embroidery Software

\$50 or free with software purchase.

Did you just get the new software or the upgrade, Come learn the basics and unleash your creativity. Oct. 1, 10:30-1:30.

Version 6 Embroidery Software

\$50 or free with software purchase from the Sampler. Digitizing a design for Embroidery appliqué. Oct. 18th, 6:00-9:00

Embroidery Appliqué in the Hoop

(\$50 or free w/machine purchase)_(All Models)

Learn how to do appliqué in your embroidery hoop. Nov. 30, 6:00-9:00

Creative Cutwork Designs in Embroidery with the Bernina Cutwork Software

\$50 or free with cutwork software purchase.

This new Cutwork tool is so exciting. You can have your embroidery machine do the cutwork for you and the finishing embroidery too. Do you have the new Bernina Cutwork software? Are you interested in what it can do to change the way you do embroidery? Come learn how to make it work for you..

Software class- Nov. 15, 6:00-9:00

Get cutting class- Oct. 4, 10:30-1:30

BERNINA Mastering Classes-Sergers

We love sergers because they make our project look good and they make sewing fast.

Serger Basics (All Serger Models)

\$50 or free w/ machine purchase

In this class you will learn the basics of threading and operating your new serger. Find out what all those feet and accessories do. Learn how needle and thread selection affect your stitch.

Sept 5, 1-4, Sept. 23, 10:30-1:30, Oct. 7, 10:30-1:30, Oct. 28, 10:30-1:30. Nov.18, 10:30-1:30. Dec. 5, 1-4

Advanced Serger Techniques

\$50 or free w/machine purchase

Now it's time to learn all the fun things your serger will do - - - rolled hem, flatlock, and using the elasticator, multi purpose foot and cording foot. Sept. 2, 10:30-1:30, Oct. 8, 10:30-1:30, Nov. 4, 10:30-1:30, Dec. 2, 10:30-1:30,

More Serger Techniques (chain and cover stitch)

\$50 or free w/machine purchase.

This Class for Chain and Cover stitch sergers only.

Meeting times are as follows: 10:30 am-1:30 pm
Sept. 10, 2010, 10:30-1:30, Nov. 12, 10:30-1:30, Dec. 10, 10:30-1:30,

BERNINA Mastering Classes-8 Series**Bernina 8 Series**

(\$60 or free w/machine purchase from The Sampler)

Learn all the basics of machine operation, cleaning and maintenance, presser feet and accessories plus hems, button holes and appliqués techniques

Meeting times are as follows

Class One ; Sept 17, 10:30-1:30, or Nov.10, 2:00-5:00

Class Two; Sept 17 2:00-5:00 or Nov.16, 2:00-5:00

Class Three; Oct. 15,10:30-1:30 or Dec.17,10:30-1:30

Class Four; Oct. 15, 2:00-5:00 or Dec.17, 2:00-5:00

Make it take it Christmas gifts--

Come in for a few hours with the Bernina staff and make a few holiday gifts.

Nov 20, 11-4. please call to sign up!

Needle Felted Wool Pin cushions, \$10.00

Embroidered holiday treat bags. \$10.00

Make whichever you'd like, or both.



The Sampler

A quilt shop and now BERNINA too
551 W. 78th St.
Box 532
Chanhassen, MN 55317
952-934-5307

Prsrt Std
U.S. Postage
PAID
Permit 4665
Minneapolis, MN



CLASS CANCELLATION POLICY

All cancellations must be made at least one week prior to the class date in order to receive a refund. We reserve the right to cancel classes due to low enrollment. Please arrive for class 15 minutes early to get set up and ready for the class to start on time.

Thank you!

CLASS DISCOUNT POLICY

All students will now receive a 10% discount on all class supplies, and additionally, a 10% discount on any purchases made the day of class.



Name _____ Telephone number _____

Address _____ Zip Code _____

Name of Class _____ Class fee _____

Name of Class _____ Class fee _____

Check _____ Credit card / Visa _____ MC _____ Disc _____ Total Due _____

Number _____ Exp Date _____ Security Code _____

Signature _____ Send to: The Sampler
551 W. 78th St

Box 532
Chanhassen, MN or call **952-934-5307** to register