

904 N. Beeline Highway  
Suite E  
Payson, AZ 85541  
Phone: 928.468.6360  
Fax: 928.474.9550  
www.quiltingsistersaz.com

Open: Mon.—Sat. 10:00—5:00  
Sunday – Closed Jan.-Feb.  
Sunday—Reopen March 1  
Cheryl, Richard and David Dolby  
Owners

# Quilting Sisters



*...a quilter's destination!*  
*...a sewer's inspiration!*

Newsletter 7

February  
March  
April  
May 2012

In this issue...  
Class Descriptions  
Class Calendar  
Clubs  
From Cheryl's desk



Time has flown by.... And we're already celebrating our 2nd Birthday! We can't think of a better way to thank you for two fabulous years than to have a GREAT **Turning 2 Sale!** Join us for Special Discounts!

# QS is Turning -- Let's Celebrate!



## ALL Day

## Tuesday, May 1st

## 9 am - 5 pm

**SPECIAL SAVINGS** at checkout; roll our dice...



Roll a pair of dice... whatever total you roll add **20%** to it for your discount. The maximum discount you can receive on **YOUR ENTIRE PURCHASE** is **32%** by rolling a pair of sixes.

\*Discounts on regular priced merchandise and 1 yard cuts only.  
BERNINA sewing machines excluded.



# Hot Products At Q.S.!



**BERNINA 580**

Sewing or embroidery? With the **BERNINA 580** it's easy to have both.

- High resolution color touch screen
- Exclusive stitch control-stitch length (5mm), width (9mm), needle positions (11)
- Memory options
- Over 200 stitches conveniently stored
- Over 100 high quality embroidery stitches
- BERNINA Stitch Regulator (BSR) is an optional accessory

The **BERNINA Quilt Frame** will help you manage your most expansive projects with its expandable size that fits quilts of any size, from crib to king! Distinguishing features include twist 'n lock rails, smooth precise precision control, cloth leaders with grid lines, quality bearings for smooth rolling and excellent control, ratcheting take-up rail, adjustable legs...



**Model 1150MDA**

A serger that's truly simple to thread. With a wide variety of stitches, this solid performer is about keeping serging fun . . . right down to the last detail. It's not just the technical refinements that make this world-class serger. Its creative potential, fast sewing speeds and versatility, all you need for serging enjoyment.

• Serging classes will be offered this February, March, April and May for ALL sergers. Review our classes on page 3.

## QS offers sewing machine maintenance, repair service & scissor sharpening!

What's the best kept secret in Payson?

Q.S. has a sewing machine maintenance and repair service for ALL makes and models.

### Inside This Issue...

BERNINA Mastery Classes .....	3
Bags and Totes .....	4
Block of the Month .....	10
Class Policies .....	4
Calendar .....	6-7
Fashion Fun .....	4
QS Basics .....	4
QS Clubs and Community Clubs ...	10-11
Quilting Technique .....	5,8
Specialty .....	9



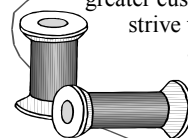
is conveniently located online at

[www.quiltingsistersaz.com](http://www.quiltingsistersaz.com)

You can review our class schedule, surf our fabric, notions, patterns, kits and other great items.

### Quilting Sisters, LLC Mission statement

The Quilting Sisters was founded with the mission of inspiring a new generation of quilters while assisting the more experienced to rediscover their enthusiasm and passion. We intend to not only serve the local community, but become a destination store for all of Arizona by expanding our store walls beyond Payson with greater customer satisfaction. We will strive to encourage our customers and employees to enhance their creativity and love of sewing.





# Machine Workbook Series

Workbook classes are FREE when you purchase your BERNINA sewing machine at Quilting Sisters. Registration is necessary, class size is limited and cancellations are appreciated so another student can fill that space. Get your materials list at time of registration. To insure a successful class experience, we require that you purchase one spool of Aurifil thread. Kit fees may apply.

Ask which classes are appropriate for your BERNINA sewing machine model.  
New machine owners **must** complete Level 1 before taking other Workbook Classes.

**Foot Book #4** ..... \$20  
Kathy Hunt            One 2-Hour Class            Beginner  
Tuesday                February 14                    3:00-5:00

The BERNINA presser feet have been called the BERNINA jewels. Create a Foot Book as you learn how to use BERNINA presser feet and accessories. Accessory: [BSR Attachment](#)

**Foot Book #5** ..... \$20  
Kathy Hunt            One 2-Hour Class            Beginner  
Tuesday                March 13                      3:00-5:00

The BERNINA presser feet have been called the BERNINA jewels. Create a Foot Book as you learn how to use BERNINA presser feet and accessories. Accessory: [Pintuck Foot](#)

**Foot Book #6** ..... \$20  
Kathy Hunt            One 2-Hour Class            Beginner  
Tuesday                April 10                        3:00-5:00

The BERNINA presser feet have been called the BERNINA jewels. Create a Foot Book as you learn how to use BERNINA presser feet and accessories. Accessory: [Cording Foot](#)

**Foot Book #7** ..... \$20  
Kathy Hunt            One 2-Hour Class            Beginner  
Tuesday                May 8                          3:00-5:00

The BERNINA presser feet have been called the BERNINA jewels. Create a Foot Book as you learn how to use BERNINA presser feet and accessories. Accessory: [Gathering Foot](#)

**Serger 1 Basics** ..... \$25\*  
Leslie Peacock        One 4-Hour Class            Beginner  
Friday                    February 24                    10:00-2:00

Learn all the ins and outs of serging! You will become skilled at threading your serger, learn about the variety of stitches, the creative potential and sewing speeds.

**Serger 2** ..... \$25\*  
Leslie Peacock        One 4-Hour Class            Beginner  
Saturday                March 31                      10:00-2:00

Learn all the ins and outs of serging! You will become skilled at threading your serger, learn about the variety of stitches, the creative potential, sewing speeds and do a serger project.

**Serger 3** ..... \$25\*  
Leslie Peacock        One 4-Hour Class            Beginner  
Saturday                April 28                        10:00-2:00

Learn all the ins and outs of serging! You will become skilled at threading your serger, learn about the variety of stitches, the creative potential, sewing speeds and do a serger project.

**Serger 4** ..... \$25\*  
Leslie Peacock        One 4-Hour Class            Beginner  
Saturday                May 19                        10:00-2:00

Learn all the ins and outs of serging! You will become skilled at threading your serger, learn about the variety of stitches, the creative potential, sewing speeds and do a serger project.

**Workbook #1-Basics** ..... \$35\*  
Kathy Hunt            One 4-Hour Class            Beginner  
Tuesday                January 23                    10:00-2:00

Machine overview, presser feet, tension, needles, thread, stabilizers and interfacings, care and cleaning of your machine.

**Workbook #2-Stitch Fun** ..... \$35\*  
Kathy Hunt            One 4-Hour Class            Beginner  
Tuesday                January 30                    10:00-2:00

Learn which stitches are the best for seams, hems, button holes and more. You must complete Workbook #1 for this class.

\* Denotes class fees are waived if you bought your BERNINA sewing machine from Quilting Sisters.

## Bag Trends

### Interchangeable Bag ..... \$25

Kathy Hunt      One 5-Hour Class      Confident Beginner  
 Sunday                      February 19                      11:00-4:00

With a twist, slide one bag off the clever reusable purse handle, then slide a new one on! This slim yet roomy bag includes two inside pockets and is a great accessory for any outing.

Pattern required:  
*Interchangeable Bag*



## Fashion Fun

### Getting To The Point Jacket ....\$35

Nancy Bollard      Two 6-Hour Classes      Confident Beginner  
 Wednesday                      March 14, 28                      10:00-4:00

Would you like to go out wearing something great you created? This little jacket comes with two sleeve lengths and three hidden pockets, a feature that is wonderful if you're going out in the evening and don't wish to worry about a purse. You will learn to move the pattern onto transfer paper to create more jackets. Learning basic sewing techniques is fun and can always be used in future projects. We will also discuss embellishing techniques to make your jacket your own creation! *Pattern required*



**For your convenience, all supply lists are online with each class description at [www.quiltingsistersaz.com](http://www.quiltingsistersaz.com)**

### Class Policies

- Reservations: Classes are reserved on a first come basis. Only full payment of the class fee will reserve the class for you.
- Refunds: Your class fee is refundable or transferable up to five days (5) prior to the first time the class meets.
- You have ***working knowledge of your sewing machine.***
- Bring all accessories you will need for your sewing machine and sewing/quilting class.
- Arrive to class ***15 minutes*** prior to class starting.

## Quilting Basics

### Quilt Piecing Basics..... \$65

Alyce Leach      Two 6-Hour Classes      Beginner  
 Saturday                      March 17, 24                      10:00-4:00

**OR**

Alyce Leach      Three 4-Hour Classes      Beginner  
 Thursday                      April 12, 19, 26                      10:00-2:00

Attention beginners, newbies, virgins, or those who just don't know much about quilting—if you really want to learn how to quilt, this class is for you. If you are self-taught, this class is for you. If you've been quilting for awhile but aren't satisfied with your results (your points don't match?), then this class is for you. Learn the basic skills to become a confident quilter.

Alyce will show you the proper way to cut accurately and safely; how to get an accurate 1/4" seam, and press properly. She will cover what you need to know from the beginning. Book required: *Start Quilting with Alex Anderson*



### Introduction to

### Machine Quilting .....\$25

Alyce Leach      One 6-Hour Class      Confident Beginner  
 Saturday                      May 26                      10:00-4:00

This is a great follow-up class to Beginning Quilt Making, or for those who want to improve their machine quilting skills. We will cover layering, basting, in-the-ditch quilting, straight line quilting, and free-motion quilting.



### Finishing ..... \$25 ea.

Patty McKinney      One 5-Hour Class      Confident Beginner  
 Wednesday      Feb. 22, Mar. 21, Apr. 25, May 23      10:00-3:00



Finishing class is ***your*** chance to complete projects with Patty. This is the time to put together the quilt that has been sitting in a box or closet waiting to be finished and bound. Patty will answer your questions and help you with any problems or glitches that made your quilt a closet accessory.

# Quilting Technique

## Bunnies Abound .....\$35

Patty McKinney      Two 6-Hour Classes      Confident Beginner  
Thursday              February 9, March 22              10:00-4:00

Personable bunnies lounging around a wall hanging to make this spring or Easter wall hanging cute, cute, cute!!! The bunnies are done by the fusible interfacing appliqué method and can be either machine or hand stitched on your wall hanging. *Handouts Provided*



## Flaming Chili Peppers .....\$25

Anete Johns              One 6-Hour Class      Confident Beginner  
Friday                      April 27                      10:00-4:00

What is Bargello? A needlepoint stitch that produces a zigzag pattern. A creative quilter tried it in fabric and we now have all kinds of fun and intricate designs. We are going to try a simple design that consists of two halves—the top and the bottom. When the halves are sewn together, you create a mirror image. Book Required: *Another Look At Bargello Quilts*



## Jewel Of The Night .....\$45

Nancy O'Rourke              Two Classes              Intermediate  
Saturday                      March 3                      10:00-4:00 *and*  
Sunday                      March 25                      11:00-3:30

Do you have a large-print fabric that you would like to showcase? This "jewel" of a pattern has no diamonds to piece. Learn how to assemble the star blocks with half-square triangles and quick-corner units. Book required, *Jewel of the Night* by Roxanne Carter



## Memory Quilt .....\$35

Brenda Cornell              Two 6-Hour Class      Confident Beginner  
Monday                      February 6, 27              10:00-4:00

This is the **perfect** gift for the child, grandchild, dad or grad in your life...sneak some of their old (without holes) t-shirts out of their closet and turn them into a quilt that is all about them! They will LOVE you for it! Join Brenda as she guides you with learning the ins and outs and tips and tricks of making a successful memory quilt. This is a requested class—register early as class size is limited. *Class handouts available.*





☺ Visit us on **FACEBOOK**—  
**quiltingsistersaz**

☺ Post your quilts and sewing projects on our QS **FACEBOOK**

### Quilting Sisters Skills Standards For Class Placement

**BEGINNER:** Student has never quilted before, but is familiar with sewing machine or self-taught and needs classroom techniques.

**CONFIDENT BEGINNER:** Student has taken a **BEGINNER** class and has basic quilting and sewing knowledge. Quilter has completed several basic quilts and is ready to take it to the next level such as more difficult piecing techniques.

**INTERMEDIATE:** Student is comfortable with all levels of designing, sewing and creating quilts. Has an excellent working knowledge of using a sewing machine.

**ADVANCED:** Student is comfortable with all levels of designing, sewing and creating quilts. Has an excellent working knowledge of using a sewing machine, and is familiar with appliquéing, using fusible web, paper piecing and color theory.



## Mother's Day


## Country Bouquet .....\$25

Patty McKinney              One 6-Hour Class      Confident Beginner  
Friday                      April 13                      10:00-4:00

This is a great little class to make something very special for your mother this Mother's Day. It is an easy sew with fusible appliqué flowers and basket that can be framed, made into a pillow or a small wall hanging. Make a gift that says, "You Are A Special Mother." Book required: *Urban Country Quilts* by Jeanne Large & Shelley Wicks



Sun	Mon	Tue	Wed	Thu	Fri	Sat
 <h1>February</h1>			1 10-4 (I), \$45, 1/2 Piecing Workshop Ruth McDowell- Nancy B.	2 10-3 (CB), \$15 Patriots in Petticoats BOM- Patty	3 5:30-10:30 (B)\$15 UFO-Susan	4 10-4 (CB), xx 3/3 Summer Romance Pat
			5 <b>Closed</b>	6 10-4 ((CB), \$35, 1/2 Memory Quilt, Brenda	7 10-4 (B) Free Loose Threads- Nancy W.	8 10-1 (CB) \$5 Woolies-Betty
12 <b>Closed</b>	13	14 3-5 (B), \$20  Foot Book #4- Kathy H.	15 10-4 (I), xx, 2/2 Piecing Workshop Ruth McDowell- Nancy B.	16 10-4 (CB), \$25 Victorian Table Runner-Susan	17 10-1 (B) \$95 Stashbuster Rug Loom-Mitzi	18
19 11-4 (CB) \$25 Interchangeable Bag-Kathy H.	20 10-4 Shoofly	21	22 10-3 (B) \$25 Finishing-Patty	23 10-4 (CB) \$25 Chili Pepper-Pat J.	24 10-2 (B) \$25 Serger 1 Basics - Leslie	25
26 <b>Closed</b>	27 10-4 ((CB), \$35, 2/2 Memory Quilt, Brenda	28	29 10-4 (A) \$45 Shimmering Leaves-Anete	<b>CALENDAR BLOCK KEY :</b> <b>10-4=Time,</b> <b>(B) (CB)(I) or (A) = Ability Level</b> <b>\$35 = Cost, 1/2 = 1st class of 2 classes</b>		

Sun	Mon	Tue	Wed	Thu	Fri	Sat
<h1>March</h1>				1 10-3 (CB) \$15 Patriots in Petticoats BOM- Patty	2 5:30-10:30 (B)\$15 UFO-Susan	3 10-4 (I) \$45 1/2 Jewel Of The Night -Nancy O
			4 11-3:30 Free Sew	5	6 10-4 (B) Free Loose Threads- Nancy W.	7 10-1 (CB) \$5 Woolies-Betty
11 11-3:30 Free Sew	12	13 3-5 (B.) \$20 Foot Book #5- Kathy H.	14 10-4 (CB) \$35, 1/2 Jacket Class- Nancy B.	15 10-4 (CB) \$35, 1/2 Spangled-Susan	16 10-4 (A) \$55, 1/3 Radiating Diamonds-Marque	17 10-4 (B) \$65, 1/2 Quilt Piecing Ba- sics - Alyce 
18 11-3:30 Free Sew	19 10-4 Free Shoofly	20	21 10-3 (B) \$25 Finishing-Patty	22 10-4 (CB) \$35, 2/2 Bunnies Abound- Patty	23 10-4 (A) xx, 2/3 Radiating Diamonds-Marque	24 10-4 (B) xx, 2/2 Quilt Piecing Ba- sics - Alyce
25 11-3:30 (I), 2/2 Jewel Of The Night-Nancy O	26	27 10-2 (B) \$15 Embroidery Club- Kathy	28 10-4 (CB) xx, 2/2 Jacket Class- Nancy B.	29 10-4 (CB) xx, 2/2 Spangled-Susan	30 10-4 (A) xx, 3/3 Radiating Diamonds-Marque	31 10-2 (B) \$25 Serger 2- Leslie

Sun	Mon	Tue	Wed	Thu	Fri	Sat	
1 11-3:30 Free Sew	2	3 10-4 (B) Free Loose Threads- Nancy W.	4 10-1 (B) \$95 Stashbuster Rug Loom-Mitzi	5 10-3 (CB) \$15 Patriots in Petticoats BOM	6	7	
8 <b>Closed Easter</b> 	9	10 3-5 (B) \$20 Foot Book #6- Kathy H.	11 10-1 (CB) \$5 Woolies—Betty  <b>8:30 am</b>	12 10-2 (B) \$65, 1/3 Quilt Piecing Basics - Alyce	13 10-4 (CB) \$25 Mother's Day Bouquet—Patty 5:30-10:30 (B)\$15 UFO-Susan	14 10-4 (CB) \$15 This & That—Pat	
15 11-3:30 Free Sew	16 10-4 Free Shoofly	17	18	19 10-2 (B) xx, 2/3 Quilt Piecing Basics - Alyce	20 5:30-10:30 (B)\$15 UFO-Susan	21 10-4 (CB) \$25 Flower PoundingNancy B.	
22 11-3:30 Free Sew	23	24	25 10-3 (B) \$25 Finishing	26 10-2 (B) xx, 3/3 Quilt Piecing Basics - Alyce	27 10-4 (CB) \$25 Flaming Chili Peppers-Anete	28 10-2 (B) \$25 Serger 3-Leslie	
29 11-3:30 Free Sew	30	<h1>April</h1>					

Sun	Mon	Tue	Wed	Thu	Fri	Sat
		1  <b>Turning 2 Party!</b> 9—5	2 10-4 (B) Free Loose Threads- Nancy W.	3 10-3 (CB) \$15 Patriots in Petticoats BOM- Patty	4 5:30-10:30 (B)\$15 UFO-Susan	5 <b>Cinco De Mayo Workshop</b>  Details to come <b>Thread Players Show</b>
6 11-3:30 Free Sew  <b>Thread Players Show</b>	7	8 3-5 (B) \$20 Foot Book #7- Kathy H.	9 10-1 (CB) \$5 Woolies-Betty	10	11 5:30-10:30 (B)\$15 UFO-Susan	12 10-4 (CB) \$15 This & That-Pat O.
13 <b>Happy Mother's Day</b> <b>CLOSED</b> 	14	15	16	17 <b>3-6 Registration Party</b>	18	19 10-2 (B) \$25 Serger 4-Leslie
20 11-3:30 Free Sew	21 10-4 Free Shoofly	22	23 10-3 (B) \$25 Finishing-Patty	24	25	26 10-4 (CB) \$25 Intro. Mach. Quilting-Alyce
27 11-3:30 Free Sew	28 <b>CLOSED Memorial Day</b>	29 10-2 (B) \$15 Embroidery Club- Kathy	30	31  <h1>May</h1> 		

# Quilting Technique

**Piecing Workshop by Ruth McDowell** ..... \$45  
 Nancy Bollard      Two 6-Hour Classes      Intermediate  
 Wednesday      February 1, 15      10:00-4:00

Look around you. There are infinite sources for quilt designs in natural forms, in plants, animals, seed pods, rocks and minerals, sky, clouds, water and trees. Have you ever wanted to create a quilt from a photo? This class will help you clarify how to create something to make it your own. To simplify the procedure we will be using a pattern out of Ruth McDowell's Piecing Workshop. Once you have mastered the technique you can use them to design any project you wish to make into a quilt or wall hanging. *Book required: Piecing Workshop by Ruth McDowell*



**Shimmering Leaves** ..... \$45  
 Anete Johns      One 6-Hour Class      Advanced  
 Wednesday      February 29      10:00-4:00

Make this cozy lap quilt, table topper or table runner using a folded layer technique. Learn how to sew the striped rectangles and leaf stems that make these leaves shimmer. Choose colors to match your décor or make a topper for each of the four seasons. Machine piecing and rotary cutting experience required. *Book required: Flip Your Way To Fabulous Quilts*



**Spangled** ..... \$35  
 Susan Garrett      Two 6-Hour Classes      Confident Beginner  
 Thursday      March 15, 29      10:00-4:00

Do you have a jelly roll or Bali pop and wondered what to make with it? Pull them out and make a stunning quilt that has star like pinwheels from 2 1/2" strips. You will learn how to cut your strips and then sew them to create the pinwheel. If you want more than one color style, choose eight different fabrics and a background to create this quilt. This is a very versatile pattern to make in many different colors and sizes. *Pattern required: Spangle from Cozy Cotton*

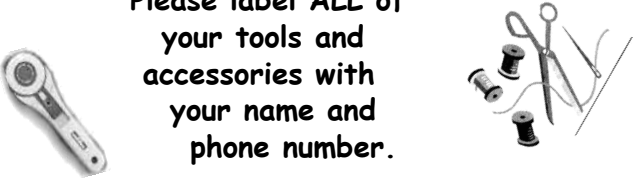


**Radiating Diamonds** ..... \$55  
 Marque Jacobs      Three 6-Hour Classes      Advanced  
 Friday      March 16, 23, 30      10:00-4:00



Have you ever wanted to make a quilt that will WOW your family and friends? Now is your chance to make this spectacular quilt in just three classes. This quilt is like potato chips... bet you can't make just one! *Book required: Radiating diamonds Strip Piecing Method*

**Please label ALL of your tools and accessories with your name and phone number.**



**Did You Know Q.S. rents sewing machines?**

For just \$10.00 you can rent a BERNINA sewing machine. Just let us know in advance so we can have it set up and ready to sew. No more schlepping a heavy sewing machine. You must reserve in advance; first reserved, first served!

**Victorian Table Runner** ..... \$25  
 Susan Garrett      One 6-Hour Class      Confident Beginner  
 Thursday      February 16      10:00-4:00

Curves are difficult to sew and scare many of us away from trying them. This table runner has many curves but they are not curved seams. Take this class to learn how to make seams look like you have conquered the advanced technique of curves; but in reality you tricked the eye by doing it the easy way. *Pattern required: Victorian Table Runner*



# Specialty

## Chili Pepper .....\$25

Pat Jonz                      One 6-Hour Class      Confident Beginner  
Thursday                      February 23                      10:00-4:00



Have fun making this cool hot chili pepper wall hanging for yourself or friends. Using texture magic the red chill peppers look so real you might be tempted to cook with them. This great three-dimensional Southwest wall hanging is a fun fabric art piece. Pattern required: *Chili Peppers by Arlene Walsh Designs*

## Flower Pounding ..... \$35\*

Nancy Bollard                      One 6-Hour Class      Confident Beginner  
Saturday                      April 21                      10:00-4:00



You can use flower pounding to create beautiful designs on fabric and then add to a quilted piece or appliqué onto a plain background. This technique allows you to transfer the dye from plants to pieces of fabric. The fabric gets a special chemical treatment first so the plant dyes are stable. The instructor will have prepared fabric for everyone to use in class

and will give out the formula to create your own fabric. \*Class fee includes selected fabric kit.

## Stashbuster Rug

### Loom Weaving .....\$95\*ea.

Mitzi Paul                      One 3-Hour Class                      Beginner  
Friday                      February 17                      10:00-1:00  
Wednesday                      April 4                      10:00-1:00

Have you ever wondered what to do with that fabric you bought but can't decide WHY? Rug stash weaving is a perfect way to use up that questionable fabric, your stash, or scraps! The rugs you make can have a scrappy multi-color or monochrome theme. No sewing involved. Book required: *Rugs From Rags*. **Custom built loom included in class fee.**



## from Cheryl's desk...

If you are wondering what is behind the recent increase in the retail prices of your quilting cottons, here is a brief explanation to help you understand our situation.

Cotton is a commodity with increasing prices. Premium fabric brands are printed in Japan and Korea and our dollar has weakened by approximately 20 percent of their currency.

We are also struggling with a worldwide cotton shortage due to floods in Pakistan, rains in China, hail in Texas, and India has stopped exporting cotton.

In the past, when cotton prices rose, mills would blend to make a cheaper product. They found that quilters would not support a blended product! The quilting industry is also dealing with a sizable decrease in the number of print mills. Once there was about 25, now there is only 10! Cha ching! You guessed it—cost goes up!

The fabric industry has had little inflation over the last 20 years which makes today's prices seem out of touch. Our quilting industry has also grown considerably, but unfortunately, quantity doesn't influence prices or a drop in costs isn't on the horizon.

It is QS' policy to carry quality cotton for our quilter's needs to ensure that each quilt will maintain color fastness and fabulous fabric designs.

Your continued patronage and support is appreciated during these economic times.

**BERNINA<sup>+</sup>**  
made to create

## Watch For These Promotions:

- ☺ February 3-7      **Cool Temps, Hot Deals**  
0% Financing, 36 months,  
purchases over \$3,000
- ☺ March 8-19      **Wedding Challenge**
- ☺ April 12-16      **Tax Break**
- ☺ May 10-21      **Home Décor Special**

# Quilting Sisters Clubhouse

## Embroidery Basics Club ..... \$15 ea.

Kathy Hunt                      4-Hour Club                      Beginner  
 Tuesday                      March 27, May 29                      10:00-2:00



Does your embroidery look good or does it pucker? Learn how to successfully embroider with the right stabilizers, threads, fabric, needles.... This is a project based club where you will **WOW** your embroidery using the proper techniques!

## UFO Club ..... \$15 ea.

Susan Garrett                      5-Hour Club                      Beginner  
 Friday                      5:30-10:30

Feb. 3, 10, March 2, 9, April 13, 20, May 4, 11



Bring your **PIG** (Project In Grocery Bag) and sew to your heart's content with this fun group of women. Sewing with Susan is a must and don't forget your snacks! She is available to help with any quilting obstacles or sewing

## This & That Club ..... \$15 ea.

Pat Ovitt                      6-Hour Club                      Confident Beginner  
 Saturday                      Feb. 11, March 10, April 14, May 12                      10:00-4:00

We meet the second Saturday of each month to work on our unfinished projects. Optional activities include eating, power naps, learning a new quilt block, sharing tips about quilting, giving advice and planning new projects. Our group is always growing, so PLEASE, it is very helpful to sign-up in advance. Bring your own lunch or something healthy to share and whatever project and tools you will be needing. We have fun!



## Woolies Club ..... \$5 ea.

Betty Vedig                      3-Hour Club                      Confident Beginner  
 Wednesday                      Feb. 8, March 7, April 11, May 9                      10:00-1:00

This club is for anyone and everyone. Each month you will work in a variety of mediums—wools, cotton, and leather—exploring different projects, including civil War. Come join this fun loving group of ladies for laughs and friendship and a great learning experience.



## Fusions Club ..... \$Cost of Fabric

Brenda Cornell                      Beginner  
 Patty McKinney                      No meeting date

This is a club with a different twist—the group never meets! The object, each member receives four 1/2 yard cuts (total of 2 yards) of the newest Fusions fabrics after the 15th of each month. At the end of the year members will have 48 1/2 yard cuts. An optional challenge will be presented to club members to make whatever they want with the Fusions fabric within the first six months of 2013. In July 2013, we will have a Viewer's Choice contest for those wanting to enter with a prize awarded to 1st, 2nd and 3rd place.



Have a fresh cup of coffee or a hot cup of tea and light refreshments while shopping at QS!

## Block of the Month

### Patriots In Petticoats ..... \$15 ea.

### Kit Fee.....\$25.00

Patty McKinney                      One 5-hour class                      Intermediate  
 Thursday                      February 2, March 1, April 5, May 3                      10:00-3:00

This is an heirloom quilt that was designed to honor women who took part in the American Revolution. Each block has a name and what she did to help the American troops fight against the British to help win the war. It is a challenging quilt that measures approximately 98" x 98" when complete.



## New BOM coming in June

### Memories of Provence.....\$15 ea.

### Kit Fee..... undetermined at this time

Patty McKinney                      One 5-hour class                      Confident Beginner  
 Thursday                      Starting in June                      10:00-3:00

A refreshing take on Provencal design. This fabric collection blends the beauty of antique tapestry with the distinctive countryside charm found only in the south of France. We are taking early registration for this dynamic quilt. Call and reserve your space.

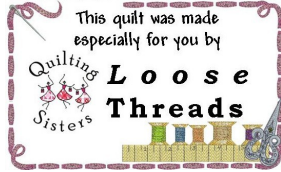


# Q.S. Community Clubs

## Loose Threads .....Free

Nancy Ward Confident Beginner  
 Tuesday Feb. 7, Mar. 6, April 3, May 2 10:00-4:00

Loose Threads gather in the Q.S. Schoolhouse once a month to sew projects for various groups in the Payson community not limited to the Humane Society, PPD, Big Brothers-Big Sisters, PUSD.... They use donated fabric and appreciate any and all fabric donations. You can drop off your contribution at Q.S. anytime. All sewing levels are welcome.



## Shoofly ..... Free

Shoofly Members Confident Beginner  
 Tuesday Feb. 20, Mar. 19, April 16, May 21 10:00-4:00

Join this group of civic minded women that sew projects for non-profits and various local organizations as needs arise. They meet once a month from 10:00 a.m.—4:00 p.m. in the Q. S. Schoolhouse. Come enjoy each other's company and feel good about your sewing time and contribution. All sewing levels are welcome.



## Gift Certificates



Take the guesswork out of gift giving anytime of the year with a Quilting Sisters' gift certificate. It's the perfect answer for your quilting or sewing friends.

## Free Sunday Sewing In Our Schoolhouse

We offer free sewing time in our Schoolhouse on Sunday's from 11:00 am—3:30 pm if there is not a class. Our spacious Schoolhouse gives you a place to escape and spread out your sewing project and sew to your hearts content. Free Sew Sundays start March 4, 2012. Please call 468-6360 for availability.



# SPOTLIGHT Products

Get **15% off** these items at Quilting Sisters March 15th through April 1st! (And that's **NO** April Fool's joke!)


## Soft and Stable Gives Bags The Support They Need

Soft and Stable was developed to use in place of battings and stabilizers in bags, totes and more. It is easy to sew, is soft and comfortable with great lasting body and stability. Washer and dryer safe, Soft and Stable is lightweight and holds its shape to give your project a professional finish. Soft and Stable is available at QS in one-yard packages.



## BlocLoc Rulers Lock To Your Seams For Perfect Cutting

Is your ruler constantly slipping when you are squaring up your half square triangles or flying geese? The BlocLoc Ruler is the perfect solution! A patented groove on the back locks the ruler into your seam for



perfect squaring every time with no slippage.



QS has the BlocLoc 6.5" Square Ruler and the Flying Geese 3"x6" and 2"x4" Rulers.

Apply your Spotlight Products Discount Coupon for additional savings March 15th through April 1st. BlocLoc Rulers are available at the shop and online at [www.quiltingsistersaz.com](http://www.quiltingsistersaz.com).



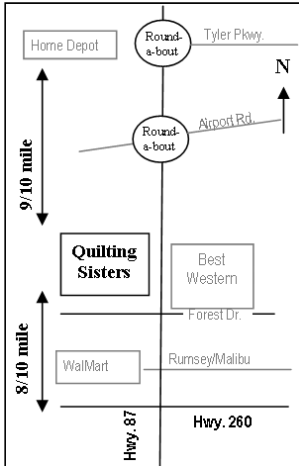


904 N. Beeline Hwy.  
Suite E  
Payson, AZ 85541  
(928)468-6360  
www.quiltingsistersaz.com

PRSR STD  
US POSTAGE PAID  
PAYSON AZ  
PERMIT NO. 55

**Q.S. Shop Hours**

Monday-Saturday :10:00 AM-5:00 PM  
Sunday : Closed (Reopen 11:00-4:00  
Sunday March 1st)



*You are Invited  
to our QS*

***Winter Registration Party***

**Date: Thursday, January 19  
Time: 3:00 PM—6:00 PM**

**For: Meeting our teachers, see their  
class samples and get help...**

**Register for class and get a  
20% discount\* on class supplies**

**Class registration available  
now for early registration**

**Our next QS Registration Party is May 17th  
for June-September classes**

(\*20% discount good on regular priced items only)

**Important Dates!**

- **January 1**—Closed—New Year's Day
- **January 19**—Registration Party
- **February 9, March 22**—Bunnies Abound
- **March 8-10**—A.Q.G. Show
- **April 8**—Closed for Easter
- **April 13**—Mother's Bouquet
- **May 1**—Turning 2 Party of the Year!
- **May 5**—Cinco de Mayo Celebration
- **May 13**—Closed—Mothers' Day
- **May 17**—Registration Party for Summer
- **May 28**—Closed—Memorial Day

