

904 N. Beeline Highway
Suite E
Payson, AZ 85541
Phone: 928.468.6360
Fax: 928.474.9550
Email: stitchin@quiltingsistersaz.com
Web site: www.quiltingsistersaz.com
Facebook: [Quiltingsistersaz](https://www.facebook.com/Quiltingsistersaz)
Open: Mon.—Sat. 10:00—5:00
Sunday —11:00-4:00
Cheryl, Richard and David Dolby
Owners



Newsletter 6

September
October
November
December
January 2012

In this issue...

Class description
Class schedule
Sewing Level Guidelines
Clubs

A quilter's destination for fine materials, fresh inspiration & satisfying solutions

Q.S. Teachers Have You Covered!

Do you want to learn from the best? QS has an outstanding and highly qualified teaching staff with over **850** combined years of sewing and quilting! As a whole, our talented QS teachers are the best! Individually they have been a featured quilter in the Arizona Hall of Fame, won ribbons at the Arizona Quilters Guild show, had projects highlighted in *American Quilter* Magazine, Hoffman Challenge category winners, Gila Community College teachers; taught on the Radiance of the Sea cruise, Chapter Chair for local quilt guilds and also the Arizona Quilters Guild. Our QS teachers will empower you with skills to address any sewing project successfully! QS has the **BEST, THE VERY BEST!**

This newsletter is expanded to cover five months, is online at www.quiltingsistersaz.com and the class supply lists are available. The new sewing classes are full of exciting class offerings for every want or need from beginning quilting classes to the advanced, thread and embellishing, fashion items, holiday projects and weaving.

Pictured l-r front row: Alyce L., Judy P., Anete J., Marty M., Brenda C. back row: Marque J., Leslie P., Kathy M., Mitzi P., Patty M. Not pictured, Kathy P., Betty V., Susan G., Pat J., Pat O., Nancy B., Kathy H.



This is the very best of QS!

See you at the Reg. Party August 24th!

Bernette Bernina

QS' 2nd Annual Breast Cancer Pillowcase Sew October 22

October is Breast Cancer Awareness Month and QS will celebrate its 2nd Breast Cancer Pillowcase Sew October 22 from 10:00 a.m.—4:00 p.m. Statistics show that almost all of us have been touched by the reality of family or friends being diagnosed with breast cancer. QS knows how important support is during a patient's lengthy journey; it is QS' hope that sewing and embroidering travel pillowcases again this year will be powerful in giving comfort to those in treatment or living with breast cancer. **YOUR** assistance is critical to accomplishing our mission. QS looks forward to your call, involvement and help. Please call (928) 468-6360 if you can help with the embroidery during September or help assemble the pillowcases at our Saturday, October 22 Live, Love, Laugh Party.



Live Love Laugh



Table of Contents

BERNINA Mastery Classes.....	3
Bags and Totes.....	4
Block of the Month.....	4
Class Policies.....	5
Calendar.....	6-8
Fashion.....	5
QS Basics.....	5
QS Clubs and Community Clubs 8, 11	
Quilting Technique.....	9
Specialty.....	10

Look what is happening at Q.S.!

New 5 series from BERNINA

WOW!
WOW!



BERNINA 530




BERNINA 550QE



BERNINA 580

- ❖ Easy To Use
- ❖ Feature Packed Machine
 - ❖ On Screen User Support
 - ❖ Walking Foot Contains 3 Soles
 - ❖ Slide On Table


The new **BERNINA** 5 Series will **WOW** you with their simple, classic design. **BERNINA**—made to create! The top-notch quality is evident in the precision of the sewing and quilting stitches!



Do you have a **BERNINA Preferred** Customer Card? Apply today at www.berninausa.com. The best part, you can manage your account on line.

Quilting Sisters, LLC Mission statement

The Quilting Sisters was founded with the mission of inspiring a new generation of quilters while assisting the more experienced to rediscover their enthusiasm and passion. We intend to not only serve the local community, but become a destination store for all of Arizona by expanding our store walls beyond Payson with greater customer satisfaction. We will strive to encourage our customers and employees to enhance their creativity and love of sewing.



Did You Know Q.S. rents sewing machines?

For just \$10.00 you can rent a new BERNINA sewing machine. Just let us know in advance so we can have it set up and ready to sew. No more schlepping a heavy sewing machine. You must reserve in advance; first reserved, first served!



QS offers sewing machine maintenance, repair service & scissor sharpening!

What's the best kept secret in Payson? Q.S. has a sewing machine maintenance and repair service for ALL makes and models. Why drive to the Valley or Flagstaff when you can drive to Quilting Sisters for the same service.



Machine Workbook Series

Workbook classes are FREE when you purchase your BERNINA sewing machine at Quilting Sisters. Registration is necessary as class size is limited. Cancellations are appreciated as this allows another student to fill that space. Get your materials list at time of registration. To insure a successful class experience, we require that you purchase one spool of Aurifil thread. Kit fees may apply.

Ask which classes are appropriate for your BERNINA sewing machine model.
New machine owners **must** complete Step 1 before taking other Workbook Classes.

Artista Embroidery \$35ea.*

With Marty M. or Kathy H.

One 4-hour class—\$5 kit fee may apply

Tuesday **September 13** **10:00-2:00**

Learn what the essentials for successful embroidery are on your Artista. Learn about your module. Workbook #1 and #2 is a prerequisite for this class.

Aurora Embroidery \$35ea.*

With Marty M. or Kathy H.

One 4-hour class—\$5 kit fee may apply

Monday **October 3, December 5** **10:00-2:00**

Just for Auroras with an embroidery module. This class will explore the EC on PC connection to your computer and Editor-lite.

Workbook #1—Basics \$35ea.*

With Marty M. or Kathy H.

One 4-hour class—\$5 kit fee may apply

Monday **Sept. 12, Oct. 31, Nov. 28, Jan. 23** **10:00-2:00**

Machine overview, presser feet, tension, needles, thread, stabilizers and interfacing, care and cleaning of the machine.

Workbook #2—Stitch Fun \$35ea.*

With Marty M. or Kathy H.

One 4-hour class—\$5 kit fee may apply

Monday **Sept. 26, Nov. 7, Dec. 12, Jan. 30** **10:00-2:00**

Learn which stitches are the best for seams, hems, button holes and more. You must complete Workbook #1 for this class.

Workbook #3—Creative Options \$35ea.*

With Marty M. or Kathy H.

One 4-hour class—\$5 kit fee may apply

Monday **Oct. 10, Nov. 14, Jan. 9** **10:00-2:00**

You must complete Workbook #1 and #2 for this class. This class is for the 580 and Artista 730 sewing machines to learn more about function, memory, set-up program and more.

Foot Book #1 \$20ea. Includes kit

With Kathy H.

One 2-hour class

Tuesday **September 13** **3:00-5:00**

The BERNINA presser feet have been called the BERNINA jewels. Create a Foot Book as you learn how to use BERNINA presser feet and accessories. Accessory: [Circular Embroider Attachment](#)

Foot Book #2 \$20ea. Includes kit

With Kathy H.

One 2-hour class

Tuesday **October 11** **3:00-5:00**

The BERNINA presser feet have been called the BERNINA jewels. Create a Foot Book as you learn how to use BERNINA presser feet and accessories. Accessory: [Eyelet Attachment](#)

Foot Book #3 \$20ea. Includes kit

With Kathy H.

One 2-hour class

Tuesday **November 8** **3:00-5:00**

The BERNINA presser feet have been called the BERNINA jewels. Create a Foot Book as you learn how to use BERNINA presser feet and accessories. Accessory: [Couching Foot](#)

Foot Book #4 \$20ea. Includes kit

With Kathy H.

One 2-hour class

Tuesday **December 13** **3:00-5:00**

The BERNINA presser feet have been called the BERNINA jewels. Create a Foot Book as you learn how to use BERNINA presser feet and accessories. Accessory: [BSR Attachment](#)

Foot Book #5 \$20ea. Includes kit

With Kathy H.

One 2-hour class

Tuesday **January 10** **3:00-5:00**

The BERNINA presser feet have been called the BERNINA jewels. Create a Foot Book as you learn how to use BERNINA presser feet and accessories. Accessory: [Pintuck Foot](#)

* Denotes class fees are waived if you bought your BERNINA sewing machine from Quilting Sisters.

Bags and Totes

the Interchangeable Bag #4..... \$25

With **Kathy Hunt**

One 6-hour class for Confident Beginner and up

Monday **October 24** **10:00-4:00**

With a twist, slide one bag off the clever reusable purse handle, then slide a new one on! This slim yet roomy bag includes two inside pockets and is a great accessory for any outing.



Sonoma Bag..... \$25

With **Anete Johns**

One 6-hour class for Confident Beginner and up

Friday **September 2** **10:00-4:00**

The Sonoma Tote is made of 6 coordinating fat quarters. It is easy to make, is fully lined and has roomy inside pockets. The handles are an ideal length to sling over your shoulder or hold in your hand without dragging on the floor. Perfect for a carry-on or carry-all. Measures 12"x15"x3"



Mystery Handbag \$35

With **Nancy Bollard**

Two 6-hour classes for Confident Beginner and up

Thursday **January 12, 26** **10:00-4:00**

Join Nancy and make a fashion statement handbag that will turn heads and abound with compliments. It is a handbag that is the perfect accessory and will make, not break your outfit! The inside pockets will keep your belongings organized.

Visiting Teacher

Pumpkin Appliqué with

Your BERNINA \$25

With **Sandy Davis, Visiting Teacher**

One 4-hour class

Friday **September 30** **10:00-2:00**

Make this cute Halloween or fall pumpkin wall hanging or tea towel in this beginner's class where you will learn the techniques for fusible machine appliqué using the features on your BERNINA. Topics include tools and supplies, preparing appliqué shapes, setting up your machine and using zig-zag and blanket stitches.



Quilter's Accessory Holder\$25

With **Marque Jacobs**

One 6-hour class for Confident Beginner and up

Wednesday **October 26** **10:00-4:00**

Make a wonderful holder for your class supplies. This carrier has four pockets for your patterns, rotary cutters, scissors, small rulers, spools of thread and more. Three pockets are clear plastic to see what is inside and one is a larger mesh pocket.



Quilter's Tote Bag\$25

With **Marque Jacobs**

One 6-hour class for Confident Beginner and up

Saturday **September 3** **10:00-4:00**

Are you tired of making several trips to the car to get all of your class needs into the classroom? If so, then this class is for you! Make a one of a kind bag that will hold all of your rulers, booklets, patterns, stabilizers, fabrics, extension table, quilt and more.



Block of the Month

Patriots In Petticoats\$15 ea.

Kit Fee.....\$25.00

With **Patty McKinney**

One 5-hour class for Advance

Thursday **10:00-3:00**

September 1, October 6, November 3, December 1, January 5

This is an heirloom quilt that was designed to honor women who took part in the American Revolution. Each block has a name and what she did to help the American troops fight against the British to help win the war. It is a challenging quilt that measures approximately 98" x 98" when complete. This Windham fabric was created and designed from the Hanna



Fashion

Kimono Style Robe.....\$25

With Nancy Bollard

One 6-hour class for Beginner and up

Tuesday

October 18

10:00-4:00

This is a fast and easy kimono bathrobe to make short for lounging around a pool as well as a cover up for the beach or to make as a full length bathrobe to wear around the house. For fall and winter months it's warm and cozy made out of flannel and what a great gift to make for anyone.



New Sewing Teacher

Swacket (Sweatshirt Jacket)..... \$35

With Pat Jonz

Two 6-hour classes for Confident Beginner and up

Wednesday, Saturday

October 5, 29

10:00-4:00



Pat will have you creating the ultimate original addition to your wardrobe. Once you've created a Swacket, you'll be inspired to make more. Join us and allow your originality and inventiveness to shine. Clothing construction experience is helpful but not necessary. Homework between two scheduled classes will be required. Great gift idea for adults and children.

Class Policies

- Reservations: Classes are reserved on a first come basis. Only full payment of the class fee will reserve the class for you.
- Refunds: Your class fee is refundable or transferable up to five days (5) prior to the first time the class meets.
- You have **working knowledge of your sewing machine.**
- Bring all accessories you will need for your sewing machine and sewing/quilting class.
- Arrive to class **15 minutes** prior to class starting.

Basics

Quilt Piecing Basics \$65

With Alyce Leach

Three 4-hour classes for Beginner and up

Friday

October 7, 14, 28

10:00-2:00

Attention beginners, newbies, virgins, or those who just don't know much about quilting—if you really want to learn how to quilt, this class is for you. If you are self-taught, this class is for you. If you've been quilting for awhile but aren't satisfied with your results (your points don't match?), then this class is for you. Learn the basic skills to become a confident quilter. Alyce will show you the proper way to cut accurately and safely; how to get an accurate 1/4" seam, and press properly. We will cover what you need to know from the beginning.



Finishing\$25 each class

With Patty McKinney

One 5-hour class for Beginner and up

Wednesday

10:00-3:00

September 21, October 19, November 16, January 25



Finishing class is ***your*** chance to complete projects with Patty. Now is the time to put together the quilt that has been sitting in a box or closet waiting to be bound and used. Patty will answer your questions, help you with any problems or glitches that made your quilt a closet accessory.


Quilting Sisters Skills Standards For Class Placement

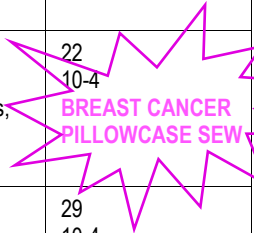
BEGINNER: Student has never quilted before, but familiar with sewing machine or self-taught and needs classroom techniques.


CONFIDENT BEGINNER: Student has taken a **BEGINNER** class and has basic quilting and sewing knowledge. Quilter has completed several basic quilts and is ready to take it to the next level such as more difficult piecing techniques.


INTERMEDIATE: Student is comfortable with all levels of designing, sewing and creating quilts. Has an excellent working knowledge of using a sewing machine.


ADVANCED: Student is comfortable with all levels of designing, sewing and creating quilts. Has an excellent working knowledge of using a sewing machine, and is familiar with appliquéing, using fusible web, paper piecing and color theory.

Sun	Mon	Tue	Wed	Thu	Fri	Sat
September 				1 10-4 PPC BOM-\$15- Patty	2 10-4 Sonoma Bag \$25-Anete	3
4 11-3:30 Free Sew	5 CLOSED for Labor Day	6 10-4 Loose Threads-Free -Nancy	7 10-4 Machine Applique Tech., \$25, Alyce	8	9 10-4 Square Meal Table Runner, \$25, Alyce 5:30-10:30 UFO, \$15, Susan	10 10-4 This & That, \$15, Pat O.
11 11-3:30 One Block Wonder, xx, Nancy O.	12 10-2 Workbook #1, \$35, Marty M./Kathy H.	13 10-2 Artista Embroidery, \$35, Marty/Kathy 3-5 Foot Book #1, \$20, Kathy H.	14 10-1 Woolies, \$5, Betty V.	15 10-4 Quilters Tote \$25-Marque	16 10:00-1:00 Juniper & Mistletoe, \$25, Betty V.	17 10-4 Fiber FUN-day-mentals, \$25, Leslie
18 11-2:00 Stashbuster Rug Loom Weaving, \$95, Mitzi	19 10-4 Shoofly, Free	20	21 10-3 Finishing, \$25, Patty	22 10-4 Easy Dresden, \$25, Barb B.	23 10-4 Hollow Cubes, \$35 Kathy P.	24 10-4 Beading Embellishment, \$25, +\$10 kit, Marque
25 11-3:30 Free Sew	26 10-2 Workbook #2, \$35, Marty/Kathy	27 10-2 DECO Club, \$20, Patty	28	29 10-4 Three Tree Wall Hanging, \$25, Pat O.	30 10-2 Visiting Teacher Pumpkin Applique w/ Your BERNINA , \$25, Sandy Davis	

Sun	Mon	Tue	Wed	Thu	Fri	Sat	
October 				Aspen Shop Hop 10/1-10/10 		1 10-4 The Holly & The Berry, \$25, Kathy P.	
2 11-3:30 Free Sew	3 10-2 Aurora Emb., \$35, Marty/ Kathy	4 10-4 Loose Threads, Free, Nancy W.	5 10-4 Swacket, \$35, Pat J.	6 10-4 PPC BOM, \$15, Patty	7 10-2 Quilt Piecing Basics, \$65, Alyce 5:30-10:30 UFO, \$15, Susan	8 10-4 This & That, \$15, Pat O.	
9 11-3:30 Free Sew	10 10-2 Workbook #3 \$35, Marty M./Kathy	11 3-5 Foot Book #2, \$20, Kathy H.	12 10-1 Woolies, \$5, Betty V.	13 10-3 Blooming 9 #1, \$45, Patty	14 10-2 Quilt Piecing Basics, xx, Alyce	15 10-4 It's A Wrap, \$25, Kathy Mac.	
16 Free 11-3:30 Free Sew	17 10-4 Shoofly, Free	18 10-4 Kimono Bathrobe, \$25, Nancy B.	19 10-3 Finishing, \$25, Patty	20 10-1 Christmas Table Runner, \$20, Anete	21 2-5 Cross Stitch Jars, \$25, Anete	22 10-4 BREAST CANCER PILLOWCASE SEW 	
23 11-3:30 Free Sew	24 Interchangeable Bag #4, \$25, Kathy H.	25 10-2 DECO Club, \$20, Patty	26 10-4 Quilters Accessory Holder, \$25, Marque	27 10-3 Blooming 9 #1, xx, Patty Mck.	28 10-2 Quilt Piecing Basics, xx, Alyce	29 10-4 Swacket, xx, Pat J.	
30 11-3:30 Free Sew	31 10-2 Workbook #1, \$35, Marty/Kathy H.	Breast Cancer Month. Mark your calendar to volunteer to embroider and sew travel pillowcases! Can you help embroider in September? Can you help sew pillowcases October 22nd? Please call Q.S. (928) 468-6360 with a yes!					

Sun	Mon	Tue	Wed	Thu	Fri	Sat
		1 10-4 Loose Threads, Free, Nancy W.	2 10-3 Blooming 9 #1, xx Patty	3 10-4 PPC BOM, \$15, Patty	4 5:30-10:30 UFO, \$15, Susan	5 10-4 This & That, \$15, Pat O.
6 11-3:30 Free Sew	7 10-2 Workbook #2, \$35, Marty/Kathy	8 3-5 Foot Book #3, \$20 Kathy H.	9 10-1 Woolies, \$5, Betty V.	← Rim Country Quilt Roundup →		
13 11-3:30 Free Sew ← Rim Country Quilt Roundup →	14 10-2 Workbook #3, \$35, Marty/Kathy	15	16 10-3 Finishing, \$25, Patty	17	18	19 10-2 Intro. Machine Quilt- ing, \$25, Alyce
20 Winter Hours CLOSED	21 10-4 Shoofly, Free	22	23	24 Thanksgiving CLOSED	25 BLACK Friday	26
27 Winter Hours CLOSED	28 10-2 Workbook #1, \$35, Marty/Kathy	29 10-2 DECO Club, \$20, Patty	30 10-4 Woven Fabric Back- ground, \$25, Nancy B.			

Sun	Mon	Tue	Wed	Thu	Fri	Sat
				1 10-4 PPC BOM, \$15, Patty	2 10-1 Stashbuster Rug Loom Weaving, \$95, Mitzi	3 10-4 Carpenters Wheel, \$25, Marque
4 Winter Hours CLOSED	5 10-2 Aurora Emb., \$35, Marty/ Kathy	6 10-4 Loose Threads, Free, Nancy W.	7	8	9 5:30-10:30 UFO, \$15, Susan	10 10-4 This & That, \$15, Pat O.
11 Winter Hours CLOSED	12 10-2 Workbook #2, \$35, Marty/Kathy	13 3-5 Foot Book #4, \$20 Katy H.	14 10-1 Woolies, \$5, Betty V.	15	16	17
18 Winter Hours CLOSED	19 10-4 Shoofly, Free	20	21	22	23	24 Christmas Eve Close at 1:00 pm
25 CHRISTMAS CLOSED	26 10-5 After Christmas Sale	27 10-2 DECO Club, \$20, Patty	28	29	30	31 New Year's Eve Close at 1:00 pm

Sun	Mon	Tue	Wed	Thu	Fri	Sat
1 CLOSED NEW YEARS DAY	2	3 10-4 Loose Threads, FREE, Nancy W.	4	5 10-3 PPC BOM, \$15, Patty	6 10-4 Wacky Rails, \$45, Marque	7
8 11-4 Blooming 9 #2, \$45, Patty	9 10-2 Workbook #3, \$35, Marty/Kathy	10 3-5 Foot Book #5, \$20 Kathy H.	11 10-1 Woolies, \$5, Betty V.	12 10-4 Mystery Handbag, \$35, Nancy B.	13 10-4 Wacky Rails, xx, Marque 5:30-10:30 UFO, \$15, Susan	14 10-4 This & That, \$15, Pat O.
15 Winter Hours CLOSED	16 10-4 Shoofly, Free	17	18	19 REGISTRATION PARTY 3-6 Meet the Teachers	20 10-4 Wacky Rails, xx, Marque	21 10-4 Strip Tube Quilting, \$25, Barb B.
22 11-4 Blooming 9 #2, xx, Patty	23 10-2 Workbook #1, \$35 Marty/Kathy	24	25 10-3 Finishing, \$25, Patty	26 10-4 Mystery Handbag, xx, Nancy B.	27	28
29 11-4 Blooming 9 #2, xx, Patty	30 10-2 Workbook #2, \$35 Marty/Kathy	31 10-2 DECO Club, \$20, Patty				

Quilting Sisters Clubs

Deco 340 Club \$20 ea.

With **Patty McKinney**

4-hour club last Tuesday of the month for Beginner and up

Tuesday **10:00-2:00**

Sept. 27, Oct. 25, Nov. 29, Dec. 27, Jan. 31



The DECO Club is for owners of the DECO 340 embroidery sewing machine. Don't get frustrated - join this Club where you will learn how to use your machine and enjoy the excitement of successful embroidering.

This & That Club..... \$15 ea.

With **Pat Ovitt**

6-hour club for Confident Beginner and up

Saturday **10:00-4:00**

Sept. 10, Oct. 8, Nov. 5, Dec. 10, Jan. 14

The new year will bring twelve sessions for completing your projects, making new friends, learning new techniques and just having fun! This & That usually meets the second Saturday of each month, but on occasion we must shift to an alternate Saturday, so be sure to double check the dates. If you have special requests for a demo, please let Pat know. Sign up for *This & That Club* just as you would a class and get ready to piece and quilt!

UFO Club \$15 ea.

With **Susan Garrett**

5-hour club Friday nights

Friday **5:30-10:30**

Sept. 9, Oct. 7, Nov. 4, Dec. 9, Jan. 13

Be ready to hoot and holler with this fun group of women finishing projects that need FLC (finishing with loving care) while snacking the night away. If you need help with an unfinished project our skilled quilter, Susan, will be there to help you with any obstacles, conundrums or sewing disasters.



Woolies Club \$5 ea.

With **Betty Vedig**

3-hour club 2nd Wednesday of every month

Wednesday **10:00-1:00**

Sept. 14, Oct. 12, Nov. 9, Dec. 14, Jan. 11

This club is for anyone and everyone. Each month you will work in a variety of mediums—wools, cotton, and leather—exploring different projects, including civil War. Come join this fun loving group of ladies for laughs and friendship and a great learning experience.

Quilting Technique

Appliqué Basics-Machine.....\$25

With **Alyce Leach**

One 6-hour class for Confident Beginner and up

Wednesday **September 7** **10:00-4:00**



Learn the basics of fusible appliqué. You will finish the edges with a satin stitch, blanket stitch, and a decorative stitch, learning the tricks to turning inside corners, outside corners, and curves. A kit will provide the basics; you add your fabric and thread choices.

Blooming 9 Patch.....\$45

With **Patty McKinney**

Three 5-hour classes for Intermediate

Thur. & Wed. #1 October 13, 27, November 2 **10:00-3:00**

OR

Sunday #2 January 8, 22, 29 **11:00-4:00**



This traditional quilting technique is a true study of color and the transitions that take place playing with colors. You will be inspired when you begin joining the strips together to see a unique and one of a kind pattern develop. *Book required.*

Carpenters Wheel.....\$25

With **Marque Jacobs**

One 6-hour class for Confident Beginner and up

Saturday **December 3** **10:00-4:00**

Make a very complicated looking quilt without any stress or headaches. This quilt is made without any "Y" seams and just three different fabrics.



Easy Dresden.....\$25

With **Barb Beatty**

One 6-hour class for Confident Beginner and up

Thursday **September 22** **10:00-4:00**

Great class for making a new fall or holiday table topper for yourself or as a gift. Learn to do the Dresden with the points; the pattern can also be used for making the Dresden Plate, Grandmother's Fans, Tumblers, even Ice Cream Cone borders. Come learn these techniques and have fun creating a new project!



Introduction to Machine Quilting.....\$25

With **Alyce Leach**

One 4-hour class for Confident Beginner and up

Saturday **November 19** **10:00-2:00**

This is a good class as a follow-up to Beginning Quilt Making, or for those who want to improve their machine quilting skills. We will cover layering, basting, in-the-ditch quilting, straight line quilting, and free-motion quilting.



Hollow Cubes.....\$35

With **Kathy Paczkowski**

One 6-hour class for Intermediate and up

Friday **September 23** **10:00-4:00**



This quilt has a great 3-D effect and can be made into a wall hanging or a large quilt. It can be made with just three colors or many colors for a scrappy look. Easy strip piecing means you can piece the quilt with no "Y" seams.


The Holly and The Berry.....\$25

With **Kathy Paczkowski**

One 6-hour class for Confident Beginner and up

Saturday **October 1** **10:00-4:00**

This pattern is one that is so versatile you will have fun placing the appliquéd holly and berries to make a beautiful holiday wall hanging. You will use a variety of red and green tones on a neutral background to showcase your holly and berries.



Have a fresh cup of coffee and light refreshments while shopping at Quilting Sisters.

Quilting Technique

Juniper and Mistletoe \$25

With **Betty Vedig**

One 3-hour class for Confident Beginner and up

Friday **September 16** **10:00-1:00**

A fun hand or machine appliqué class for the holidays! This whimsical wall hanging has multiple appliqué choices which will make yours special or you can give it as a gift.



Strip Tube Quilting \$25

With **Barb Beatty**

One 6-hour class for Confident Beginner and up

Saturday **January 21**
10:00-4:00



Strip Tubing is a fun way to make a new wall hanging, table runner, or quilt. You will learn how to make triangles using the special Strip Tube Ruler. When assembled, you will have a beautiful double hour glass pattern top.

Three Tree Wall Hanging \$25

With **Pat Ovitt**

One 6-hour class for Confident Beginner and up

Thursday **September 29** **10:00-4:00**

Quick and easy! Half square triangles and plain squares make this wall hanging a beautiful gift for the holidays. This class is great for confident beginners and beyond.



Wacky Rails \$45

With **Marque Jacobs**

Three 6-hour classes for Confident Beginner and up

Friday **January 6, 13, 20** **10:00-4:00**

Imagine being able to make this very unique quilt in just three easy classes. All you need is a collection of fat quarters. Your one of a kind quilt can be color controlled or it can be scrappy. Just let your imagination go! This class is for the confident beginner to advanced quilter.




Woven Fabric Background \$25

With **Nancy Bollard**

One 6-hour class for Confident Beginner and up

Wednesday **November 30** **10:00-4:00**

This weaving technique creates a stunning and exciting fabric background for anything you may want to applique. It's as simple as using two pieces of fabric, cut into curvy strips and then they are woven together. **VERY FUN TECHNIQUE AND EASY!**



Specialty

Mini Cross Stitch Jar Tops..... \$25

With **Anete Johns**

One 3-hour class for Beginner and up

Friday **October 21** **2:00-5:00**



Mini cross stitch designs make Mason jar lids or small pictures frames special and personal for a holiday, birthday, or other occasion. Join Anete to learn how - no sewing machine required.

Beading Embellishment..... \$25 + kit

With **Marque Jacobs**

One 6-hour class for Beginner and up

Saturday **September 24** **10:00-4:00**

Learn how to do several different techniques with beads, sequins, paillettes, and ribbons to embellish your wearable arts, and quilts. This is a fun class where you can let your imagination run wild! An additional \$10 kit fee payable to



Quilting Sisters **Gift Certificates**



Take the guesswork out of gift giving anytime of the year with a Quilting Sisters' gift certificate. It's the perfect answer for your quilting or sewing friends. We are happy to take your request by phone at 928.468.6360 or you can email us at www.stitchin@quiltingsistersaz.com.

Specialty

Fiber FUN-day-mentals \$25 + kit


With Leslie Peacock

One 6-hour class for Confident Beginner and up

Saturday **September 17** **10:00-4:00**

This is a class to help students begin a journey into the world of decorative thread design work, decorating with decorative stitches, and will include a portion of the thread techniques available to quilters and wearable artists. Time will be spent discussing threads and their uses, as well as practicing and "playing" with the thread and learning a few beginning fabric manipulation techniques. This will be a play day with no stress but lots of fun and with plenty of information shared. Leslie will provide

handouts that will cover the material taught as well as other valuable information to help students work with the myriad of threads available to the quilting and sewing community. An additional \$10 kit fee payable to instructor for class.



It's A Wrap..... \$25

With Kathy MacCleary

One 6-hour class for Beginner and up

Saturday **October 15** **10:00-4:00**

"It's A Wrap" is a fun sewing technique! In this class you will learn how to cut and use fabric strips to wrap and sew fantastic containers! You can also create a purse, basket lids and bowls using this method. It's a fun project and can also make a beautiful, personal gift for friends. In this class Kathy will share her new ideas she developed for handles and embellishing.



Square Meal Table Runner..... \$25

With Alyce Leach

One 6-hour class for Confident Beginner and up

Friday **September 9** **10:00-4:00**

This is a simple and easy to make table runner for the confident beginner and beyond. It makes a great gift, or make one for each season for your own home.

Finished size approximately 17 1/2" x 50" .



Stashbuster Rug Loom Weaving \$95 ea.

With Mitzi Paul

One 3-hour class for Beginner and up

Sunday **September 18** **11:00-2:00**
Friday **December 2** **10:00-1:00**

Have you ever wondered what to do with that fabric you bought but can't decide WHY? Rug stash weaving is a perfect way to use up that questionable fabric, your stash, or scraps! The rugs you make can have a scrappy multi-color or monochrome theme. No sewing involved. **Custom built loom included in class fee.**



Q.S. Community Clubs

Loose Threads FREE

Tuesday **10:00-4:00**
Sept. 6, Oct. 4, Nov. 1, Dec. 6, Jan. 3

Loose Threads gather in the Q.S. Schoolhouse once a month to sew projects for various groups in the Payson community not limited to the Humane Society, PPD, Big Brothers-Big Sisters, PUSD.... They use donated fabric and appreciate any and all fabric donations. You can drop off your contribution at Q.S. anytime. All sewing levels are welcome.

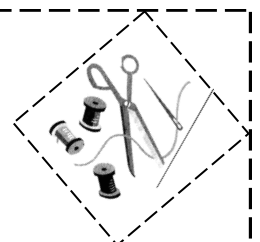


Shoofly Community Sew..... FREE

Monday **10:00-4:00**
Sept. 19, Oct. 17, Nov. 21, Dec. 19, Jan. 16

Join this group of civic minded women that sew projects for non-profits and various local organizations as needs arise. They meet once a month from 10:00 a.m.—4:00 p.m. in the Q. S. Schoolhouse. Come enjoy each other's company and feel good about your sewing time and contribution. All sewing levels are welcome.

Please label ALL of your tools and accessories with your name and phone number.





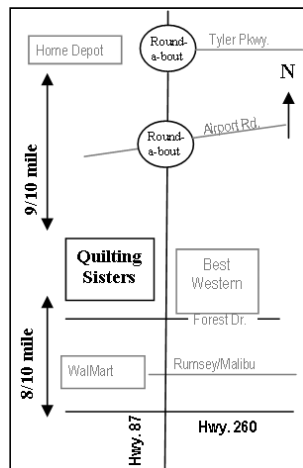
904 N. Beeline Highway,
Suite E
Payson, AZ 85541
(928)468-6360

Q.S. Shop Hours

Monday-Saturday : 10:00 AM-5:00 PM

Sunday : Fall: 11:00 AM-4:00 PM

Winter: Closed (Starting Nov. 20)



Fall Registration Party

- ❖ All day Wednesday, August 24
- ❖ Meet our teachers from 3:00—6:00 p.m.
- ❖ 20% discount on all class supplies and fabric ALL day
- ❖ Class registration available now

Dynamic new
Patriots and
Petticoats BOM
starts September.
Call Q.S. to
reserve your
space now!



Dates To Watch

- **September 1**—New **BOM**—Patriotic and Petticoats Block of the Month starts
- **September 13**—New Foot Book class starts
- **October 1-10**—Aspen Trail Shop Hop
- **October 22**—Breast Cancer Pillowcase Sew
- **November 10-13**—Rim Country Quilt Roundup
- **November 20**—Starts Sunday winter hours of being CLOSED
- **November 24**—Closed Thanksgiving Day
- **November 25**—Black Friday Sales
- **November 28**—Cyber Monday Website specials
- **December 25**—Closed—Christmas Day
- **December 26**—After Christmas Sale
- **January 1**—Closed—New Year's Day

