TOWN OF RANGELY, COLORADO
SUMMARY
2012 BUDGET

	Year 2010 Actual		Year 2011 Approved Budget		Year 2011 Estimated		Year 2012 Proposed Budget	
	Cash	**Fund Balance**	**Cash**	**Fund Balance**	**Cash**	**Fund Balance**	**Cash**	**Fund Balance**
GENERAL FUND								
BEGINNING OF YEAR	5,105,802	5,301,437	5,177,894	5,910,050	5,177,894	5,910,050	7,512,875	7,429,003
REVENUES	3,313,454	3,313,454	3,294,229	3,294,229	4,586,027	4,586,027	3,778,029	3,778,029
OPERATING EXPENDITURES	(2,235,636)	(2,235,636)	(2,623,649)	(2,623,649)	(2,390,574)	(2,390,574)	(4,151,052)	(4,151,052)
CAPITAL EXPENDITURES	(469,204)	(469,204)	(791,500)	(791,500)	(676,500)	(676,500)	(737,100)	(737,100)
GAAP/BUDGET BASIS ADJUSTMENT	(536,521)	-	764,006	-	816,028	-	-	-
END OF YEAR	5,177,894	5,910,050	5,820,980	5,789,130	7,512,875	7,429,003	6,402,752	6,318,880
WATER FUND								
BEGINNING OF YEAR	207,704	6,957,079	140,687	6,992,812	140,687	6,992,812	399,308	7,362,466
REVENUES	1,120,118	1,120,118	1,064,748	1,064,748	1,132,190	1,132,190	1,983,382	1,983,382
OPERATING EXPENDITURES	(687,674)	(687,674)	(761,972)	(761,972)	(616,722)	(616,722)	(739,213)	(739,213)
CAPITAL EXPENDITURES	(492,099)	(492,099)	(244,000)	(244,000)	(239,000)	(239,000)	(1,237,600)	(1,237,600)
GAAP/BUDGET BASIS ADJUSTMENT	(7,361)	95,389	(12,418)	83,626	(17,847)	93,186	-	1,091,787
END OF YEAR	140,687	6,992,812	187,045	7,135,214	399,308	7,362,466	405,877	8,460,822
GAS FUND								
BEGINNING OF YEAR	1,342,171	2,096,125	1,418,721	2,155,794	1,418,721	2,155,794	1,339,174	2,185,778
REVENUES	1,390,950	1,390,950	1,615,016	1,615,016	1,380,204	1,380,204	1,602,000	1,602,000
OPERATING EXPENDITURES	(1,236,637)	(1,236,637)	(1,442,893)	(1,442,893)	(1,280,220)	(1,280,220)	(1,417,427)	(1,417,427)
CAPITAL EXPENDITURES	(71,929)	(71,929)	(79,500)	(79,500)	(79,500)	(79,500)	(114,600)	(114,600)
GAAP/BUDGET BASIS ADJUSTMENT	(5,834)	(22,715)	(100,031)	9,500	(100,031)	9,500	-	-
END OF YEAR	1,418,721	2,155,794	1,411,313	2,257,917	1,339,174	2,185,778	1,409,147	2,255,751
WASTEWATER FUND								
BEGINNING OF YEAR	214,359	2,034,670	267,543	2,101,741	267,543	2,101,741	431,949	2,299,759
REVENUES	490,409	490,409	489,947	489,947	595,672	595,672	1,232,197	1,232,197
OPERATING EXPENDITURES	(280,871)	(280,871)	(284,097)	(284,097)	(258,597)	(258,597)	(271,797)	(271,797)
CAPITAL EXPENDITURES	(151,937)	(151,937)	(165,000)	(165,000)	(165,000)	(165,000)	(909,100)	(909,100)
GAAP/BUDGET BASIS ADJUSTMENT	(4,416)	9,471	(7,669)	55,000	(7,669)	25,943	-	-
END OF YEAR	267,543	2,101,741	300,724	2,197,591	431,949	2,299,759	483,249	2,351,059
HOUSING AUTHORITY FUND								
BEGINNING OF YEAR	68,318	58,185	84,344	72,622	84,344	72,622	136,469	127,492
REVENUES	294,564	294,564	336,728	336,728	312,340	312,340	247,128	247,128
OPERATING EXPENDITURES	(190,037)	(190,037)	(195,576)	(195,576)	(176,970)	(176,970)	(202,400)	(202,400)
CAPITAL EXPENDITURES	(90,090)	(90,090)	(122,850)	(122,850)	(80,500)	(80,500)	(10,000)	(10,000)
GAAP/BUDGET BASIS ADJUSTMENT	1,589	-	(2,745)	-	(2,745)	-	2,400	-
END OF YEAR	84,344	72,622	99,901	90,924	136,469	127,492	173,597	162,220

TOWN OF RANGELY, COLORADO
SUMMARY
2012 BUDGET

	Year 2010 Actual		Year 2011 Approved Budget		Year 2011 Estimated		Year 2012 Proposed Budget	
	Cash	**Fund Balance**	**Cash**	**Fund Balance**	**Cash**	**Fund Balance**	**Cash**	**Fund Balance**
FOUNDATION FOR PUBLIC GIVING FUND								
BEGINNING OF YEAR	272,579	273,276	276,939	277,622	276,939	277,622	278,622	278,622
REVENUES	5,346	5,346	10,000	10,000	6,000	6,000	5,000	5,000
OPERATING EXPENDITURES	(1,000)	(1,000)	(10,000)	(10,000)	(5,000)	(5,000)	(10,000)	(10,000)
CAPITAL EXPENDITURES	-	-	-	-	-	-	-	-
GAAP/BUDGET BASIS ADJUSTMENT	14	-	683	-	683	-	-	-
END OF YEAR	276,939	277,622	277,622	277,622	278,622	278,622	273,622	273,622
RDA FUND								
BEGINNING OF YEAR	371,695	367,581	408,105	404,000	408,105	404,000	393,800	393,800
REVENUES	84,495	84,495	32,000	32,000	15,500	15,500	15,300	15,300
OPERATING EXPENDITURES	(48,076)	(48,076)	(43,200)	(43,200)	(25,700)	(25,700)	(150,200)	(150,200)
CAPITAL EXPENDITURES	-	-	-	-	-	-	(20,000)	(20,000)
GAAP/BUDGET BASIS ADJUSTMENT	(9)	-	(4,105)	-	(4,105)	-	-	-
END OF YEAR	408,105	404,000	392,800	392,800	393,800	393,800	238,900	238,900
CONSERVATION TRUST FUND								
BEGINNING OF YEAR	99,573	99,656	109,908	109,989	109,908	109,989	132,489	132,489
REVENUES	10,333	10,333	52,500	52,500	52,500	52,500	156,000	156,000
OPERATING EXPENDITURES	-	-	-	-	-	-	-	-
CAPITAL EXPENDITURES	-	-	(57,000)	(57,000)	(30,000)	(30,000)	(167,500)	(167,500)
GAAP/BUDGET BASIS ADJUSTMENT	2	-	81	-	81	-	-	-
END OF YEAR	109,908	109,989	105,489	105,489	132,489	132,489	120,989	120,989
HOUSING ASSISTANCE FUND								
BEGINNING OF YEAR	721,291	721,711	762,290	762,701	762,290	762,701	815,201	815,201
REVENUES	41,082	41,082	52,500	52,500	52,500	52,500	52,500	52,500
OPERATING EXPENDITURES	(92)	(92)	(52,500)	(52,500)	-	-	(12,500)	(12,500)
CAPITAL EXPENDITURES	-	-	-	-	-	-	-	-
GAAP/BUDGET BASIS ADJUSTMENT	9	-	411	-	411	-	-	-
END OF YEAR	762,290	762,701	762,701	762,701	815,201	815,201	855,201	855,201
RANGELY DEVELOPMENT CORP. FUND								
BEGINNING OF YEAR	294,616	295,879	300,470	300,471	300,470	300,471	303,370	303,371
REVENUES	4,602	4,602	5,000	5,000	3,000	3,000	5,000	5,000
OPERATING EXPENDITURES	(10)	(10)	(500)	(500)	(100)	(100)	(500)	(500)
CAPITAL EXPENDITURES	-	-	-	-	-	-	-	-
GAAP/BUDGET BASIS ADJUSTMENT	1,262	-	-	-	-	-	-	-
END OF YEAR	300,470	300,471	304,970	304,971	303,370	303,371	307,870	307,871

TOWN OF RANGELY, COLORADO
GENERAL FUND SUMMARY
2012 BUDGET

	Year 2010 Actual	Year 2011 Approved	Year 2011 Estimated	Year 2012 Proposed
SUMMARY OF REVENUES AND EXPENDITURES				
REVENUES - SEE DETAIL	3,313,454	3,294,229	4,586,027	3,778,029
DEBT SERVICE - SEE DETAIL	-	-	-	-
CHARGES FOR SERVICES - SEE DETAIL	-	-	-	-
OPERATING EXPENDITURES - SEE DETAIL	(2,235,636)	(2,623,649)	(2,390,574)	(4,151,052)
CAPITAL EXPENDITURES - SEE DETAIL	(469,204)	(791,500)	(676,500)	(737,100)
REVENUES OVER (UNDER) EXPENDITURES	608,613	(120,920)	1,518,953	(1,110,123)
FUND BALANCE CALCULATIONS				
FUND BALANCE: JANUARY 1	5,301,437	5,910,050	5,910,050	7,429,003
REVENUES - SEE DETAIL	3,313,454	3,294,229	4,586,027	3,778,029
TOTAL EXPENDITURES - SEE DETAIL	(2,704,841)	(3,415,149)	(3,067,074)	(4,888,152)
ADJUSTMENTS TO GAAP BASIS OF ACCOUNTING				
NONE	-	-	-	-
FUND BALANCE: DECEMBER 31	5,910,050	5,789,130	7,429,003	6,318,880
FUND BALANCE RESTRICTIONS				
COUNCIL RESTRICTED FUND BALANCE				
DEVELOPER FEES	-	-	-	-
EQUIPMENT RESERVES	473,604	473,604	452,856	495,832
CAPITAL RESERVES	-	-	-	142,925
SELF INSURANCE	9,286	14,838	10,830	30,000
LEGALLY RESTRICTED FUND BALANCE				
TABOR	81,649	98,827	137,581	113,341
UNRESTRICTED FUND BALANCE	5,345,511	5,201,861	6,827,736	5,536,782
FUND BALANCE: DECEMBER 31	5,910,050	5,789,130	7,429,003	6,318,880

TOWN OF RANGELY, COLORADO
GENERAL FUND SUMMARY
2012 BUDGET

	Year 2010 Actual	Year 2011 Approved	Year 2011 Estimated	Year 2012 Proposed
CASH BALANCE CALCULATIONS				
CASH: JANUARY 1	5,105,802	5,177,894	5,177,894	7,512,875
PREVIOUS YEAR END ACCRUALS				
RECEIPT OF RECEIVABLES AND OTHER ASSETS				
INTEREST RECEIVABLE	13,482	12,919	12,919	-
DUE FROM STATE	302,510	214,725	214,725	-
NOTES RECEIVABLE	28,867	647,039	647,039	-
REMOVAL OF RESERVE	-	-	-	-
PAYMENT OF EXPENSES AND OTHER LIABILITIES				
ACCOUNTS PAYABLE	(49,175)	(37,654)	(37,654)	-
PAYROLL LIABILITIES	(100,049)	(104,873)	(104,873)	-
TOTAL - BEGINNING OF YEAR	5,301,437	5,910,050	5,910,050	7,512,875
REVENUES - SEE DETAIL	3,313,454	3,294,229	4,586,027	3,778,029
TOTAL CASH AND REVENUES AVAILABLE	8,614,891	9,204,279	10,496,077	11,290,904
TOTAL EXPENDITURES - SEE DETAIL	2,704,841	3,415,149	3,067,074	4,888,152
YEAR END ACCRUALS				
RECEIVABLES AND OTHER ASSETS				
INTEREST RECEIVABLE	(12,919)	-	-	-
DUE FROM STATE	(214,725)	-	-	-
NOTES RECEIVABLE	(647,039)	-	-	-
EXPENSES AND OTHER LIABILITIES				
ACCOUNTS PAYABLE	37,654	-	-	-
PAYROLL LIABILITIES	104,873	31,850	83,872	-
TOTAL YEAR END ACCRUALS	(732,156)	31,850	83,872	-
TOTAL EXPENSES AND ACCRUALS	3,436,997	3,383,299	2,983,202	4,888,152
CASH: DECEMBER 31	5,177,894	5,820,980	7,512,875	6,402,752
CASH BALANCE RESTRICTIONS				
COUNCIL RESTRICTED CASH BALANCE				
DEVELOPER FEES	-	-	-	-
EQUIPMENT RESERVES	473,604	473,604	452,856	495,832
CAPITAL RESERVES	-	-	-	142,925
SELF INSURANCE	8,742	14,838	10,830	30,000
LEGALLY RESTRICTED CASH BALANCE				
TABOR	87,075	98,827	137,581	113,341
UNRESTRICTED CASH BALANCE	4,608,473	5,233,711	6,911,608	5,620,654
CASH: DECEMBER 31	5,177,894	5,820,980	7,512,875	6,402,752

TOWN OF RANGELY, COLORADO
GENERAL FUND REVENUES

-

Account	Description	Year 2010 Actual	Year 2011 Approved	Year 2011 Estimated	Year 2012 Proposed
TAXES					
10-31-100	GENERAL PROPERTY TAXES	196,141	182,000	182,000	194,000
10-31-200	SPECIFIC OWNERSHIP TAXES	6,375	12,000	7,000	7,500
10-31-300	GENERAL SALES TAX	772,033	700,000	800,000	800,000
10-31-400	GENERAL USE TAX	-	-	-	-
10-31-500	CIGARETTE TAX	2,988	3,000	2,500	2,500
10-31-600	BUSINESS/FRANCHISE TAX	64,334	60,000	50,000	55,000
10-31-700	SEVERANCE TAX	188,259	200,000	528,807	300,000
10-31-800	MOTOR VEHICLE SALES TAX	7,674	20,000	12,000	15,000
10-31-900	MOTOR VEHICLE USE TAX	235,505	230,000	220,000	200,000
	TOTAL TAXES	**1,473,307**	**1,407,000**	**1,802,307**	**1,574,000**
LICENSES AND PERMITS					
10-32-100	BUSINESS LICENSE	9,215	9,000	8,000	9,000
10-32-200	LIQUOR LICENSE	3,325	2,500	1,500	2,000
10-32-400	BUILDING PERMITS	15,206	15,000	15,000	15,000
10-32-500	ANIMAL LICENSES	-	-	-	-
	TOTAL LICENSES AND PERMITS	**27,746**	**26,500**	**24,500**	**26,000**
INTERGOVERNMENTAL					
10-33-200	HIGHWAY USERS	91,564	70,000	85,000	93,000
10-33-300	MOTOR VEHICLE REGISTRATION	11,572	11,000	13,000	11,000
10-33-400	BUILDING RENT/UTILITIES	24,316	14,000	20,000	22,000
10-33-500	MINERAL LEASE DISTRIBUTION	1,123,506	1,026,000	1,789,891	1,300,000
10-33-600	COUNTY ROAD & BRIDGE TAX SHARE	34,457	20,000	37,000	20,000
10-33-701	GRANTS - GOCO	-	19,000	20,000	-
10-33-710	POLICE DEPT GRANTS	5,000	9,000	9,000	117,000
10-33-750	DOW GRANT	-	-	-	-
10-33-760	ENERGY IMPACT ASST GRANTS	-	35,000	35,000	-
10-33-800	CCITF	-	55,000	20,000	20,000
	TOTAL INTERGOVERNMENTAL	**1,290,414**	**1,259,000**	**2,028,891**	**1,583,000**

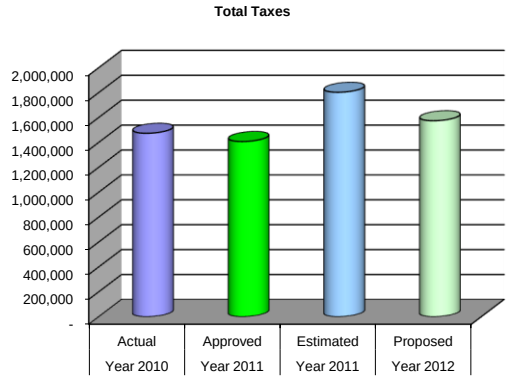

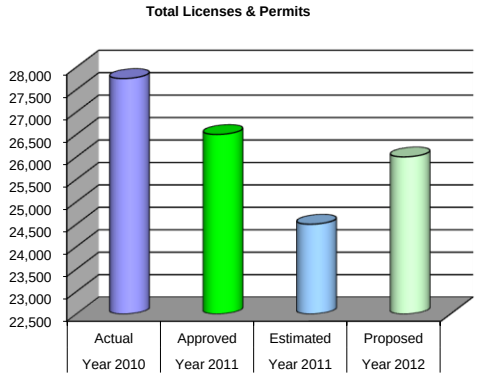

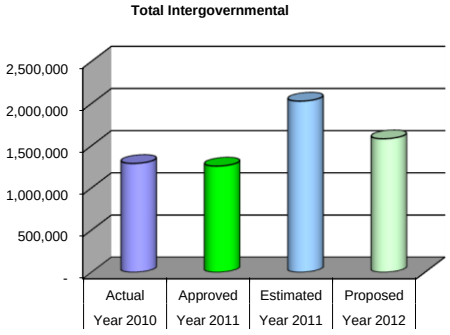

TOWN OF RANGELY, COLORADO
GENERAL FUND REVENUES

-

Account	Description	Year 2010 Actual	Year 2011 Approved	Year 2011 Estimated	Year 2012 Proposed
CHARGES FOR SERVICES					
10-34-300	WASTEWATER FUND SERVICES	9,167	39,000	39,000	39,000
10-34-310	WASTEWATER TOR LOAN		26,447	26,447	26,447
10-34-400	WATER FUND SERVICES	46,530	78,000	78,000	39,000
10-34-410	WATER TOR LOAN		63,782	63,782	63,782
10-34-500	GAS FUND SERVICES	177,122	175,000	175,000	175,000
10-34-600	HOUSING AUTHORITY SERVICES	-	-	-	-
	TOTAL CHARGES FOR SERVICES	**232,819**	**382,229**	**382,229**	**343,229**
MISCELLANEOUS					
10-36-100	INTEREST INCOME	194,581	130,000	151,000	160,000
10-36-200	MISCELLANEOUS INCOME	36,836	40,000	20,000	30,000
10-36-400	COURT FINES PD	27,111	30,000	10,000	30,000
10-36-410	BRAIN INJURY TRUST	60	-	-	-
10-36-420	OJW SURCHARGE	180	250	250	200
10-36-430	VICTIMS SURCHARGE	15	250	250	100
10-36-440	ANIMALS SURCHARGE	1,555	500	500	2,000
10-36-450	PD SURCHARGE	2,893	2,500	2,500	1,000
10-36-500	PD MISCELLANEOUS	18,436	2,500	150,100	15,000
10-36-511	PD MISC GRANTS 911	-	10,000	10,000	10,000
10-36-515	COMMUNITY DEVELOPMENT MISC.	-	-	-	-
10-36-560	ENERGY REHAB LOAN	-	-	-	-
10-36-615	HOUSING REDEVELOPMENT FUNDING	-	-	-	-
10-36-650	FIRE DEPT-DISPATCH SERVICE	7,500	3,500	3,500	3,500
	TOTAL MISCELLANEOUS	**289,167**	**219,500**	**348,100**	**251,800**
	TOTAL GENERAL FUND REVENUES	**3,313,454**	**3,294,229**	**4,586,027**	**3,778,029**

TOWN OF RANGELY, COLORADO
GENERAL FUND REVENUES

-

Account	Description	Year 2010 Actual	Year 2011 Approved	Year 2011 Estimated	Year 2012 Proposed

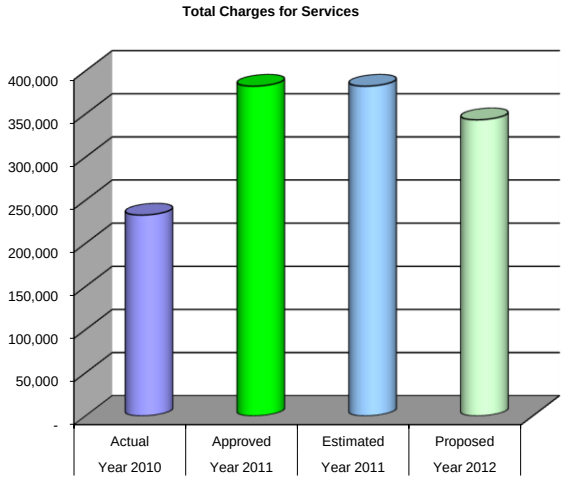

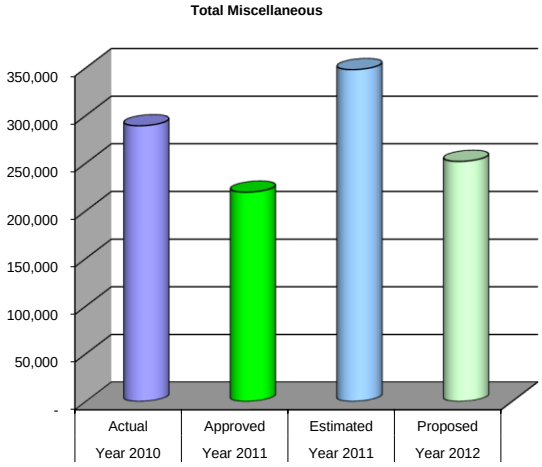

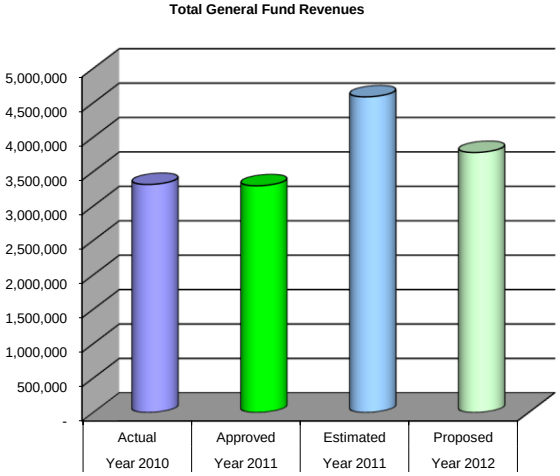

TOWN OF RANGELY, COLORADO
GENERAL FUND EXPENSES

-

Account	Description	Year 2010 Actual	Year 2011 Approved	Year 2011 Estimated	Year 2012 Proposed
TOWN COUNCIL					
10-41-110	TOWN COUNCIL	9,250	9,000	9,000	9,270
10-41-121	OVERTIME	1,897	2,500	2,500	2,575
10-41-131	PAYROLL TAXES	149	320	320	250
10-41-132	RETIREMENT EXPENSE	95	210	210	150
10-41-133	HEALTH DENTAL VISION INSURANCE	-	-	-	-
10-41-134	LIFE/DISABLITY INSURANCE	6	10	10	10
10-41-135	WORKERS' COMPENSATION	5	15	15	15
10-41-200	OFFICE SUPPLIES & EXPENSE	2,943	3,000	3,000	3,000
10-41-210	TRAVEL & MEETINGS	1,077	1,500	2,200	2,000
10-41-220	PROF/TECH SUPPORT/LEGAL	936	7,500	1,500	7,500
10-41-230	TRAINING & PROF DEVELOPMENT	-	1,000	1,500	1,000
10-41-240	PROPERTY/RISK INSURANCE	6,517	8,500	7,000	8,500
10-41-250	COMMUNICATIONS	-	1,000	250	1,000
10-41-400	DUES/CONTRIBUTIONS	15,258	15,000	7,500	10,000
10-41-450	ELECTIONS	5,106	500	500	5,000
10-41-500	GRANTS	2,485	3,000	2,200	3,000
	TOTAL TOWN COUNCIL	**45,724**	**53,055**	**37,705**	**53,270**

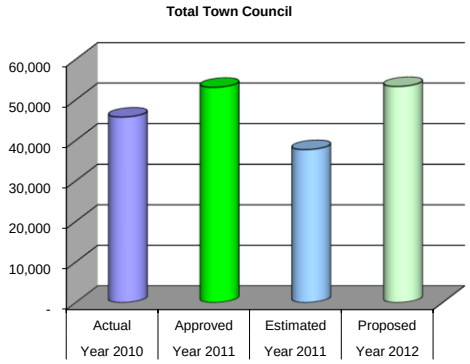

TOWN OF RANGELY, COLORADO
GENERAL FUND EXPENSES

-

Account	Description	Year 2010 Actual	Year 2011 Approved	Year 2011 Estimated	Year 2012 Proposed
COURT					
10-42-110	JUDGES	3,900	3,600	4,800	4,800
10-42-118	ATTORNEY	12,932	13,000	12,000	13,400
10-42-119	COURT STAFF	3,640	4,400	3,700	5,400
10-42-131	PAYROLL TAXES	285	340	340	500
10-42-135	WORKERS' COMPENSATION	9	30	30	130
10-42-200	OFFICE SUPPLIES & EXPENSE	262	500	500	700
10-42-210	TRAVEL/MEETING/CONFERENCES	550	1,200	1,000	1,200
10-42-220	PROFESSIONAL SERVICES	40	500	100	250
10-42-230	TRAINING & PROF DEVELOPMENT	102	200	200	200
10-42-235	COURT REFUNDS	670	1,500	100	1,000
	TOTAL COURT	**22,390**	**25,270**	**22,770**	**27,580**

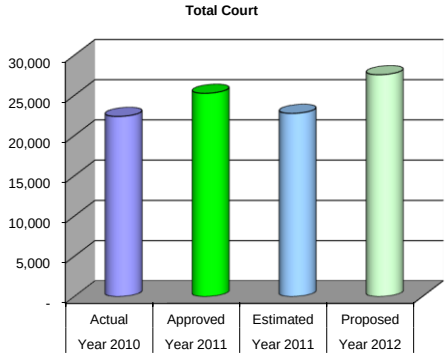

TOWN OF RANGELY, COLORADO
GENERAL FUND EXPENSES

-

Account	Description	Year 2010 Actual	Year 2011 Approved	Year 2011 Estimated	Year 2012 Proposed
ADMINISTRATION					
10-43-110	TOWN MANAGER	97,115	94,925	94,925	99,580
10-43-112	ADMIN ASST/CLERK/WRV	30,375	30,000	30,000	31,200
10-43-121	OVERTIME	-	200	50	400
10-43-122	PART-TIME	-	-	-	-
10-43-123	SEASONAL	5,000	5,000	5,000	5,150
10-43-131	PAYROLL TAXES	10,274	12,000	10,500	11,000
10-43-132	RETIREMENT EXPENSE	6,368	7,000	6,000	6,500
10-43-133	HEALTH DENTAL VISION INSURANCE	11,738	14,000	10,000	12,000
10-43-134	LIFE/DISABLITY INSURANCE	323	1,000	1,000	800
10-43-135	WORKERS' COMPENSATION	327	1,000	500	700
10-43-200	OFFICE SUPPLIES & EXPENSE	12,528	15,000	13,000	15,000
10-43-205	COMPUTER PROCESSING	2,158	7,000	8,000	20,000
10-43-210	TRAVEL & MEETINGS	5,402	5,000	5,000	4,000
10-43-220	PROF/TECH SERVICES	13,433	10,000	25,000	20,000
10-43-230	TRAINING & PROF DEVELOPMENT	362	500	750	750
10-43-240	PROPERTY/RISK INSURANCE	9,053	6,000	5,500	6,000
10-43-250	COMMUNICATIONS	16,090	14,000	14,000	14,000
10-43-260	BUILDING MAINTENANCE - MINOR	271	400	400	6,000
10-43-270	UTILITIES	26,345	26,000	26,000	30,500
10-43-280	VEHICLE OPERATIONS & MAINT	555	1,000	1,000	1,000
10-43-285	FUEL	2,727	2,500	2,500	3,000
10-43-300	MARKETING	908	5,000	5,000	5,000
10-43-320	UNIFORMS	102	150	150	150
	TOTAL OPERATING EXPENDITURES	251,454	257,675	264,275	292,730
10-43-700	CAPITAL OUTLAY	-	-	-	9,000
10-43-800	CAPITAL IMPROVEMENT	-	-	-	24,000
	TOTAL CAPITAL OUTLAY	-	-	-	33,000
	TOTAL ADMINISTRATION	**251,454**	**257,675**	**264,275**	**325,730**

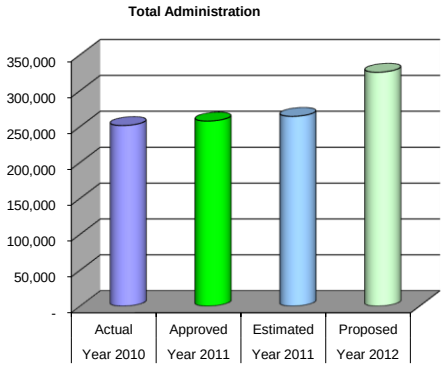

TOWN OF RANGELY, COLORADO
GENERAL FUND EXPENSES

-

Account	Description	Year 2010 Actual	Year 2011 Approved	Year 2011 Estimated	Year 2012 Proposed
FINANCE					
10-44-110	ADMIN. ASST./ACCT. CLERK/TREASURER	45,889	46,000	46,000	47,600
10-44-111	UTILITY BILLING CLERK	32,623	32,500	32,500	33,700
10-44-121	OVERTIME	-	300	300	310
10-44-131	PAYROLL TAXES	5,947	6,000	6,000	7,000
10-44-132	RETIREMENT EXPENSE	4,114	4,000	4,000	4,100
10-44-133	HEALTH DENTAL VISION INSURANCE	33,494	36,000	29,000	32,800
10-44-134	LIFE/DISABLITY INSURANCE	894	750	750	800
10-44-135	WORKERS' COMPENSATION	204	300	300	300
10-44-140	INSURANCE DEDUCTIBLE REIMBURSABLES	-	-	-	-
10-44-200	OFFICE SUPPLIES & EXPENSE	14,816	13,000	13,000	13,000
10-44-205	COMPUTER PROCESSING	7,844	6,000	9,000	8,000
10-44-210	TRAVEL & MEETINGS	121	1,000	300	500
10-44-215	CASH SHORT OR OVER	-	100	-	100
10-44-220	PROF/TECH SERVICES	23,049	26,500	24,000	26,000
10-44-225	TREASURY FEES	231	1,000	1,000	500
10-44-225	SERVICE FEES AND PENALTIES	9,683	14,000	14,000	14,000
10-44-230	TRAINING	22	1,000	1,000	1,000
10-44-240	PROPERTY/RISK INSURANCE	1,152	1,500	1,500	1,500
10-44-320	UNIFORMS	-	96	150	400
	TOTAL OPERATING EXPENDITURES	180,083	190,046	182,800	191,610
10-44-700	CAPITAL OUTLAY	-	-	-	-
	TOTAL CAPITAL OUTLAY	-	-	-	-
	TOTAL FINANCE	**180,083**	**190,046**	**182,800**	**191,610**

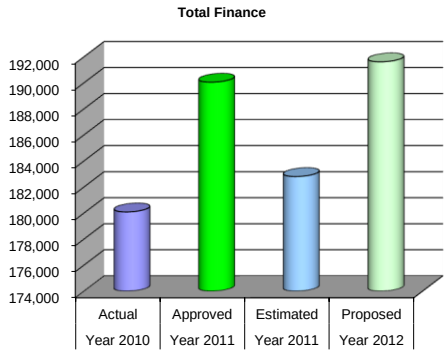

TOWN OF RANGELY, COLORADO
GENERAL FUND EXPENSES

-

Account	Description	Year 2010 Actual	Year 2011 Approved	Year 2011 Estimated	Year 2012 Proposed
BUILDINGS & GROUNDS					
10-46-110	DEPARTMENT SUPERVISOR	40,668	30,000	30,000	23,896
10-46-117	LABORER	6,084	22,500	22,500	60,461
10-46-118	SERVICE WORKER II	45,453	80,681	80,681	74,800
10-46-121	OVERTIME	2,607	13,000	10,000	13,950
10-46-123	SEASONAL	2,949	14,000	14,000	11,000
10-46-131	PAYROLL TAXES	7,667	11,500	11,500	9,000
10-46-132	RETIREMENT EXPENSE	5,441	6,500	7,000	8,600
10-46-133	HEALTH DENTAL VISION INSURANCE	16,087	27,000	27,000	33,000
10-46-134	LIFE/DISABLITY INSURANCE	412	1,450	1,450	1,550
10-46-135	WORKERS' COMP	1,844	5,000	2,500	5,000
10-46-200	OFFICE SUPPLIES/EXPENSE	183	400	400	400
10-46-205	COMPUTER PROCESSING	-	100	100	2,000
10-46-210	TRAVEL/MEETINGS	567	250	250	250
10-46-220	PROF/TECH SERVICES	1,799	3,000	3,000	3,000
10-46-230	TRAINING & PROF DEVELOPMENT	-	1,500	500	1,000
10-46-240	PROPERTY/RISK INSURANCE	388	300	300	300
10-46-250	COMMUNICATIONS	1,428	1,000	1,000	2,000
10-46-260	BUILDING MAINTENANCE	49,137	40,000	40,000	40,000
10-46-270	UTILITIES	1,879	4,000	3,000	3,300
10-46-280	VEHICLE MAINTENANCE	5,587	5,000	3,500	4,000
10-46-285	FUEL	6,266	5,000	11,000	10,000
10-46-290	EQUIPMENT MAINTENANCE	458	2,000	1,000	2,500
10-46-320	UNIFORMS	1,809	2,500	2,500	2,000
10-46-330	DEPARTMENTAL MATERIALS/SUPPLIES	543	500	500	500
10-46-360	MOSQUITO ABATEMENT	11,852	18,000	22,000	18,000
	TOTAL OPERATING EXPENDITURES	211,108	295,181	295,681	330,507
10-46-700	CAPITAL OUTLAY	3,413	18,500	18,500	41,600
10-46-800	CAPITAL IMPROVEMENTS	20,528	148,000	140,000	121,000
	TOTAL CAPITAL OUTLAY	23,941	166,500	158,500	162,600
	TOTAL BUILDING AND GROUNDS	**235,049**	**461,681**	**454,181**	**493,107**

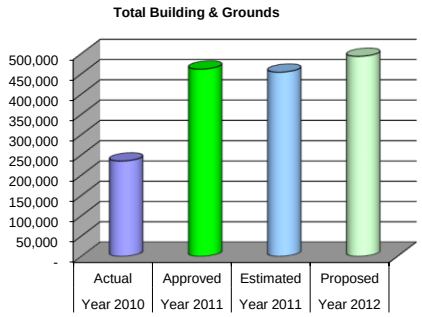

TOWN OF RANGELY, COLORADO
GENERAL FUND EXPENSES

-

Account	Description	Year 2010 Actual	Year 2011 Approved	Year 2011 Estimated	Year 2012 Proposed
ECONOMIC/COMMUNITY DEVELOPMENT					
10-48-110	ASST ECONOMIC DEVELOPMENT	29,044	30,000	28,000	30,000
10-48-115	BUILDING INSPECTOR/CODE ENFORSEMENT	58,188	45,000	55,000	56,700
10-48-121	OVERTIME	-	200	-	210
10-48-122	PART-TIME	-	-	-	-
10-48-123	SEASONAL	-	-	-	-
10-48-131	PAYROLL TAXES	6,654	8,000	5,000	7,000
10-48-132	RETIREMENT EXPENSE	2,583	5,000	3,000	2,900
10-48-133	HEALTH DENTAL VISION INSURANCE	14,894	17,000	11,000	14,000
10-48-134	LIFE/DISABLITY INSURANCE	275	750	500	500
10-48-135	WORKERS' COMPENSATION	427	1,300	700	1,200
10-48-200	OFFICE SUPPLIES & EXPENSE	1,379	5,000	1,000	2,500
10-48-205	COMPUTER PROCESSING	800	2,000	1,000	2,000
10-48-210	TRAVEL & MEETINGS	1,570	2,500	1,500	1,500
10-48-220	PROF/TECH SERVICES	6,150	9,000	7,000	6,500
10-48-230	TRAINING & PROF DEVELOPMENT	1,162	1,500	500	1,200
10-48-250	COMMUNICATIONS	4,476	5,000	2,500	2,500
10-48-300	MARKETING	19,560	15,000	5,000	12,000
10-48-320	UNIFORMS	240	550	550	550
	TOTAL OPERATING EXPENDITURES	147,402	147,800	122,250	141,260
10-48-700	CAPITAL OUTLAY	-	-	-	-
10-48-800	CAPITAL IMPROVEMENTS	-	-	-	14,000
	TOTAL CAPITAL OUTLAY	-	-	-	14,000
	TOTAL ECON/COMM DEVELOPMENT	**147,402**	**147,800**	**122,250**	**155,260**

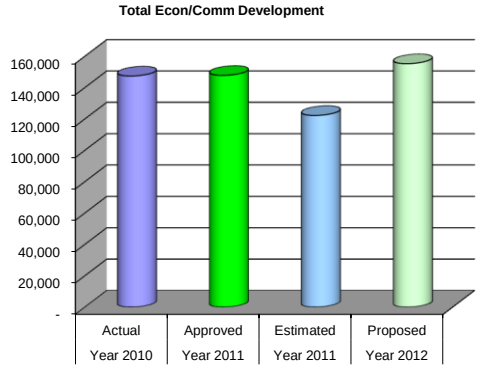

NON-DEPARTMENTAL					
10-49-600	EQUITY TRANSFER WATER	-	-	-	1,000,000
10-49-610	EQUITY TRANSFER WASTEWATER	-	-	-	400,000
10-49-600	BONUSES	-	-	-	-
10-49-610	TRANSFER TOR LOAN WATER	-	63,782	63,782	63,782
10-49-620	TRANSFER TOR LOAN WASTEWATER	-	26,447	26,447	26,447
10-49-640	RE4 FOUNDATION TRANSFER	173,268	200,000	200,000	200,000
10-49-680	CONTINGENCY	-	50,000	-	50,000
	TOTAL NON-DEPARTMENTAL	**173,268**	**340,229**	**290,229**	**1,740,229**

TOWN OF RANGELY, COLORADO
GENERAL FUND EXPENSES

-

Account	Description	Year 2010 Actual	Year 2011 Approved	Year 2011 Estimated	Year 2012 Proposed
POLICE DEPARTMENT					
10-54-110	POLICE CHIEF	66,603	63,000	63,000	64,810
10-54-111	ADMIN. ASST./DISPATCH SUPERVISOR	47,099	38,918	38,918	40,100
10-54-112	POLICE OFFICERS (LIEUTENANT)	42,601	-	-	57,750
10-54-113	POLICE OFFICERS	140,578	173,200	213,000	177,160
10-54-114	DISPATCHERS	117,060	136,200	110,000	125,000
10-54-121	OVERTIME	22,478	30,000	20,000	36,050
10-54-122	PART-TIME	15,050	12,000	11,000	15,200
10-54-123	STRAIGHT OVERTIME	2,241	5,000	4,000	10,300
10-54-131	PAYROLL TAXES	20,859	27,500	24,000	25,000
10-54-132	RETIREMENT EXPENSE	29,884	41,500	32,000	45,000
10-54-133	HEALTH DENTAL VISION INSURANCE	93,992	112,000	85,000	121,500
10-54-134	LIFE/DISABLITY INSURANCE	1,401	4,000	3,000	4,400
10-54-135	WORKERS' COMPENSATION	10,264	12,000	12,000	12,000
10-54-200	OFFICE SUPPLIES & EXPENSE	3,538	4,500	4,500	4,500
10-54-205	COMPUTER PROCESSING	6,904	6,000	9,000	8,000
10-54-210	TRAVEL & MEETINGS	4,054	3,500	4,000	3,500
10-54-220	PROF/TECH SERVICES	7,025	6,000	6,000	6,000
10-54-230	TRAINING & PROF DEVELOPMENT	6,434	6,000	6,000	23,500
10-54-240	PROPERTY/RISK INSURANCE	22,154	15,000	15,000	15,000
10-54-250	COMMUNICATIONS	18,689	10,000	10,000	20,000
10-54-260	BUILDING MAINTENANCE	3,429	2,000	2,000	2,000
10-54-270	UTILITIES	3,297	4,000	4,000	4,000
10-54-280	VEHICLE OPERATIONS & MAINT	19,594	6,000	8,000	6,000
10-54-285	FUEL	17,418	12,000	15,000	16,000
10-54-300	MARKETING	62	1,000	500	1,000
10-54-320	UNIFORMS	3,792	4,000	4,000	4,000
10-54-330	POLICE MATERIALS & EXPENSE	8,008	12,000	12,000	20,500
	TOTAL PD EXPENDITURES	734,506	747,318	715,918	868,270
10-54-755	SPECIAL PROJECTS	-	-		
10-54-700	CAPITAL OUTLAY	20,831	33,000	33,000	54,000
10-54-800	CAPITAL IMPROVEMENTS	1,500	130,000	80,000	90,000
	TOTAL PD CAPITAL OUTLAY	22,331	163,000	113,000	144,000
10-55-116	ANIMAL SHELTER SUPERVISOR	-	-	11,025	11,025
10-55-117	ANIMAL CONTROL OFFICER	-	14,575	14,575	15,038
10-55-118	ANIMAL SHELTER STAFF	19,940	32,000	21,424	21,424
10-55-131	PAYROLL TAXES	-	-	4,000	4,000
10-55-132	HEALTH DENTAL VISION INSURANCE		-	1,500	1,700
10-55-133	RETIREMENT EXPENSE	-	-	600	600
10-55-135	WORKER'S COMPENSATION	-	-	1,000	1,000
10-55-200	OFFICE SUPPLIES	-	-	500	500
10-55-210	TRAVEL & MEETINGS	-	-	1,200	1,200
10-55-220	PROF/TECH SERVICES	-	-	1,500	1,000
10-55-260	BUILDING MAINTENANCE	-	-	5,800	2,000
10-55-285	FUEL	-	-	6,000	2,500
10-55-310	SHELTER EXPENSES VETERINARY	17,842	24,200	15,300	19,800
10-55-800	CAPITOL IMPROVEMENTS	-	-	-	-
	TOTAL AS OPERATING EXPENDITURES	37,782	70,775	73,399	70,762
	TOTAL POLICE DEPARTMENT	**794,619**	**981,093**	**828,918**	**1,012,270**

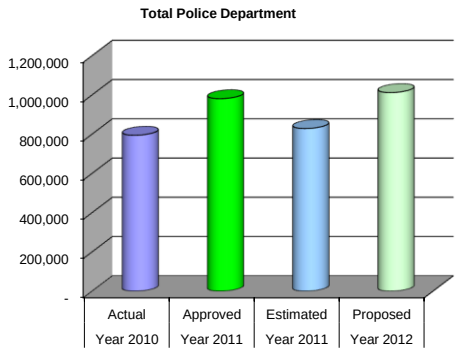

TOWN OF RANGELY, COLORADO
GENERAL FUND EXPENSES

-

Account	Description	Year 2010 Actual	Year 2011 Approved	Year 2011 Estimated	Year 2012 Proposed
PUBLIC WORKS					
10-60-110	PUBLIC WORKS SUPERVISOR	51,974	51,800	23,896	23,896
10-60-112	LEAD SUPV	44,115	43,500	48,100	48,100
10-60-116	MAINT WORKER III	47,952	63,000	41,100	41,100
10-60-117	MAINT WORKERS/LABORERS	65,596	44,500	74,000	74,000
10-60-121	OVERTIME	6,145	7,000	11,300	11,300
10-60-123	SEASONAL	3,690	10,800	5,150	16,400
10-60-131	PAYROLL TAXES	15,419	17,000	16,000	16,700
10-60-132	RETIREMENT EXPENSE	8,942	10,000	9,000	9,000
10-60-133	HEALTH DENTAL VISION INSURANCE	47,297	55,000	45,000	49,400
10-60-134	LIFE/DISABLITY INSURANCE	636	2,000	1,000	1,500
10-60-135	WORKERS' COMPENSATION	7,936	13,000	9,000	12,500
10-60-200	OFFICE SUPPLIES & EXPENSE	1,305	1,200	900	1,200
10-60-210	TRAVEL & MEETINGS	340	500	500	500
10-60-220	PROF/TECH SERVICES	4,096	7,000	6,000	7,000
10-60-230	TRAINING & PROF DEVELOPMENT	568	1,000	500	1,000
10-60-240	PROPERTY/RISK INSURANCE	13,855	14,000	14,000	14,000
10-60-250	COMMUNICATIONS	3,734	3,500	3,500	3,500
10-60-260	BUILDING MAINTENANCE	4,576	7,000	5,000	7,000
10-60-270	UTILITIES	43,651	45,000	45,000	47,000
10-60-280	VEHICLE OPERATIONS & MAINT	6,306	35,000	25,000	35,000
10-60-285	FUEL	15,841	25,000	30,000	35,000
10-60-290	MACHINERY OPERATIONS & MAINT	2,974	2,500	10,000	13,000
10-60-320	UNIFORMS	1,474	2,000	2,000	2,500
10-60-330	DEPARTMENTAL MATERIAL/EXPENSE	9,272	10,000	8,000	10,000
10-60-365	STREETS/DRAINAGE MATLS/EXPENSE	20,280	20,000	20,000	20,000
10-60-380	SNOW & ICE EXPENSE	3,947	5,000	5,000	5,000
	TOTAL OPERATING EXPENDITURES	431,920	496,300	458,946	505,596
10-60-700	CAPITAL OUTLAY	23,014	137,000	80,000	58,500
10-60-800	CAPITAL IMPROVEMENTS	399,918	325,000	325,000	325,000
	TOTAL CAPITAL OUTLAY	422,932	462,000	405,000	383,500
	TOTAL PUBLIC WORKS	**854,852**	**958,300**	**863,946**	**889,096**
	TOTAL GENERAL FUND EXPENSES	**2,704,841**	**3,415,149**	**3,067,074**	**4,888,152**
	REVENUES OVER (UNDER) EXPENSES	**608,613**	**(120,920)**	**1,518,953**	**(1,110,123)**

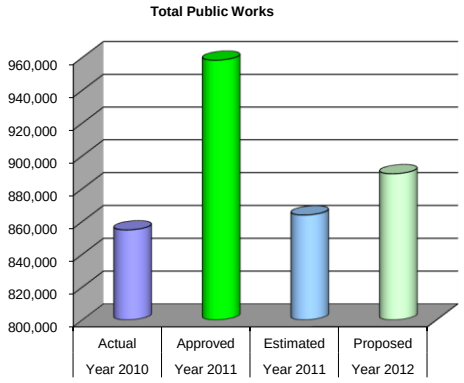

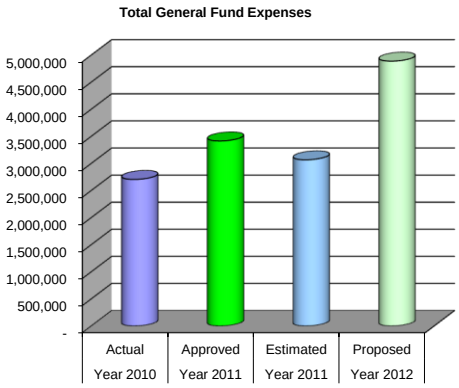

TOWN OF RANGELY, COLORADO
WATER FUND SUMMARY

-

	Year 2010 Actual	Year 2011 Approved	Year 2011 Estimated	Year 2012 Proposed
SUMMARY OF REVENUES AND EXPENSES				
REVENUES - SEE DETAIL	1,120,118	1,064,748	1,132,190	1,983,382
DEBT SERVICE - SEE DETAIL	(56,526)	(126,682)	(63,782)	(126,682)
CHARGES FOR SERVICES - SEE DETAIL	(46,530)	(78,000)	(78,000)	(39,000)
OPERATING EXPENSES - SEE DETAIL	(584,618)	(557,290)	(474,940)	(573,531)
CAPITAL EXPENSES - SEE DETAIL	(492,099)	(244,000)	(239,000)	(1,237,600)
REVENUES OVER (UNDER) EXPENSES	(59,656)	58,776	276,468	6,569
FUND EQUITY CALCULATIONS				
FUND EQUITY: JANUARY 1	6,957,079	6,992,812	6,992,812	7,362,466
REVENUES - SEE DETAIL	1,120,118	1,064,748	1,132,190	1,983,382
EXPENDITURES - SEE DETAIL	(1,179,773)	(1,005,972)	(855,722)	(1,976,813)
ADJUSTMENTS TO GAAP BASIS OF ACCOUNTING				
PRINCIPAL PAYMENT ON LOANS	689	39,626	39,626	39,626
LOAN PROCEEDS	-	-	-	-
GRANT PROCEEDS	-	-	-	-
CAPITAL OUTLAY	492,099	244,000	239,000	1,237,600
DEPRECIATION	(397,399)	(200,000)	(185,440)	(185,439)
FUND BALANCE: DECEMBER 31	6,992,812	7,135,214	7,362,466	8,460,822
FUND EQUITY RESTRICTIONS				
COUNCIL RESTRICTED FUND BALANCE				
EQUIPMENT RESERVES	-	-	-	-
CAPITAL RESERVES	-	-	-	-
RAW WATER C.I. RESERVES	-	-	-	-
LEGALLY RESTRICTED FUND BALANCE				
DEPOSIT RESERVE	-	400	400	300
UNRESTRICTED FUND BALANCE				
PROPERTY PLANT AND EQUIPMENT	6,854,145	6,898,145	6,951,705	8,003,866
UNRESTRICTED	138,667	236,669	410,361	456,656
FUND BALANCE: DECEMBER 31	6,992,812	7,135,214	7,362,466	8,460,822

TOWN OF RANGELY, COLORADO
WATER FUND SUMMARY

-

	Year 2010 Actual	Year 2011 Approved	Year 2011 Estimated	Year 2012 Proposed
CASH BALANCE CALCULATIONS				
CASH: JANUARY 1	207,704	140,687	140,687	399,308
PREVIOUS YEAR END ACCRUALS				
RECEIPT OF RECEIVABLES AND OTHER ASSETS				
CUSTOMER ACCOUNTS RECEIVABLE	46,928	41,379	41,379	-
INTEREST RECEIVABLE	2,693	2,675	2,675	-
PAYMENT OF EXPENSES AND OTHER LIABILITIES				
ACCOUNTS PAYABLE	(20,884)	(15,093)	(15,093)	-
PAYROLL LIABILITIES	(29,584)	(30,984)	(30,984)	-
INTEREST PAYABLE	(8,637)	-	-	-
DEPOSIT RESERVE	(300)	(400)	(400)	-
TOTAL - BEGINNING OF YEAR	197,920	138,264	138,264	399,308
REVENUES - SEE DETAIL	1,120,118	1,064,748	1,132,190	1,983,382
TOTAL CASH AND REVENUES AVAILABLE	1,318,038	1,203,012	1,270,454	2,382,690
EXPENSES - SEE DETAIL	1,179,773	1,005,972	855,722	1,976,813
YEAR END ACCRUALS				
RECEIVABLES AND OTHER ASSETS				
CUSTOMER ACCOUNTS RECEIVABLE	(41,379)	(41,379)	(46,808)	-
INTEREST RECEIVABLE	(2,675)	-	-	-
EXPENSES AND OTHER LIABILITIES				
ACCOUNTS PAYABLE	15,093	-	-	-
PAYROLL LIABILITIES	30,984	30,984	30,984	-
INTEREST PAYABLE	-	-	-	-
DEPOSIT RESERVE	400	400	400	-
TOTAL YEAR END ACCRUALS	2,423	(9,995)	(15,424)	-
TOTAL EXPENSES AND ACCRUALS	1,177,350	1,015,967	871,146	1,976,813
CASH: DECEMBER 31	140,687	187,045	399,308	405,877
CASH BALANCE RESTRICTIONS				
COUNCIL RESTRICTED CASH BALANCE				
EQUIPMENT RESERVES	-	-	-	-
CAPITAL RESERVES	-	-	-	-
RAW WATER C.I. RESERVES	-	-	-	-
LEGALLY RESTRICTED CASH BALANCE				
DEPOSIT RESERVE	400	400	400	300
UNRESTRICTED CASH BALANCE	140,287	186,645	398,908	405,577
CASH: DECEMBER 31	140,687	187,045	399,308	405,877

TOWN OF RANGELY, COLORADO
WATER FUND REVENUES

-

Account	Description	Year 2010 Actual	Year 2011 Approved	Year 2011 Estimated	Year 2012 Proposed
51-30-100	CUSTOMERS - RESIDENTIAL	452,146	541,850	510,856	540,000
51-30-150	CUSTOMERS-CHURCHES/COMMERCIAL	202,228	254,998	215,045	250,000
51-30-200	BULK TANK SALES	16,793	20,528	20,528	22,000
51-30-300	PLANT INVESTMENT FEES	4,867	7,500	7,500	7,000
51-30-400	TAP FEES	2,436	5,000	5,000	3,500
51-30-500	RAW WATER USERS REIMBURSEMENT	59,805	58,090	58,090	87,000
51-30-600	INTEREST INCOME	6,572	6,000	6,000	5,600
51-30-700	MISCELLANEOUS	4,292	7,000	6,000	4,500
51-30-850	TOR WATER LOAN PRINCIPAL/INTEREST	-	63,782	63,782	63,782
51-30-910	EQUITY TRANSFER FR GENERAL FUND		-	-	1,000,000
51-30-940	EIA GRANTS	370,979	100,000	239,389	-
	TOTAL WATER FUND REVENUES	**1,120,118**	**1,064,748**	**1,132,190**	**1,983,382**

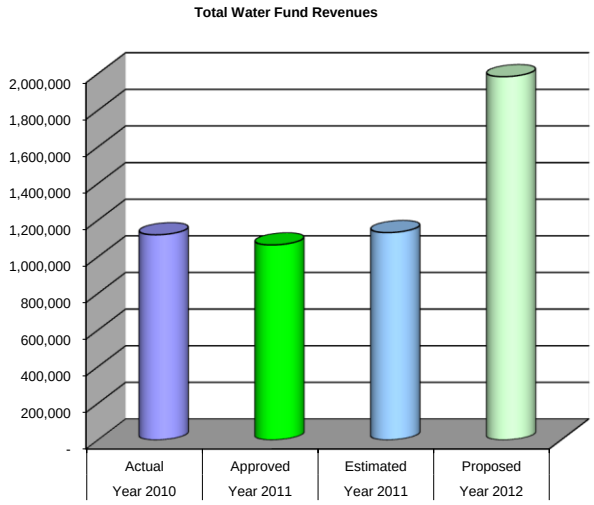

TOWN OF RANGELY, COLORADO
WATER FUND EXPENSES

-

Account	Description	Year 2010 Actual	Year 2011 Approved	Year 2011 Estimated	Year 2012 Proposed
DEBT SERVICE/OTHER					
51-49-680	CONTINGENCY	-	62,900	-	62,900
51-49-800	TOR WATER LOAN PRINCIPAL	-	39,626	39,626	39,626
51-49-810	TOR WATER LOAN INTEREST	-	24,156	24,156	24,156
51-49-840	CWCB 150,000 7/1/84 PRINCIPAL	689	-	-	-
51-49-850	CWCB 150,000 7/1/84 INTEREST	36,929	-	-	-
51-49-870	EIA $650,000 9/1/02 INTEREST	18,908	-	-	-
51-85-100	DEPRECIATION EXPENSE	-	-	-	-
	TOTAL DEBT SERVICE/OTHER	**56,526**	**126,682**	**63,782**	**126,682**
CHARGES FOR SERVICES					
51-49-900	TRANSFER - ADMINISTRATIVE SERV	13,404	23,642	23,642	11,820
51-49-910	TRANSFER - FINANCIAL SERVICES	16,196	26,785	26,785	13,390
51-49-920	TRANSFER - PUBLIC WORKS SERV	6,838	11,817	11,817	5,910
51-49-930	TRANSFER - DISPATCH/PUBLIC SAFETY	10,093	15,756	15,756	7,880
	TOTAL CHARGES FOR SERVICES	**46,530**	**78,000**	**78,000**	**39,000**

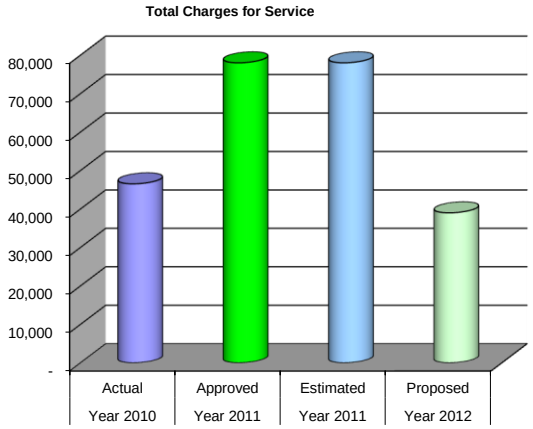

TOWN OF RANGELY, COLORADO
WATER FUND EXPENSES

-

Account	Description	Year 2010 Actual	Year 2011 Approved	Year 2011 Estimated	Year 2012 Proposed
WATER SUPPLY					
51-71-110	DEPARTMENT HEAD	49,817	47,500	47,500	49,100
51-71-112	CREW LEADER	28,362	28,500	28,500	31,626
51-71-113	ORC WASTE WATER PLANT	9,249	-	-	-
51-71-116	UTILITY TECHNICIANS	49,144	53,000	53,000	53,000
51-71-121	OVERTIME	13,438	10,000	12,000	10,300
51-71-123	SEASONAL	2,468	2,500	2,500	2,575
51-71-131	PAYROLL TAXES	12,025	11,000	11,000	12,000
51-71-132	RETIREMENT EXPENSE	7,554	7,500	7,500	7,500
51-71-133	HEALTH DENTAL VISION INSURANCE	38,985	42,000	3,200	35,700
51-71-134	LIFE/DISABLITY INSURANCE	502	950	950	950
51-71-135	WORKERS' COMPENSATION	5,358	5,100	5,100	5,500
51-71-200	OFFICE SUPPLIES & EXPENSE	866	3,000	1,500	1,500
51-71-205	COMPUTER PROCESSING	1,938	2,000	2,000	2,000
51-71-210	TRAVEL & MEETINGS	4,657	7,500	2,500	2,500
51-71-220	PROF/TECH SERVICES	4,338	5,000	7,000	11,000
51-71-230	TRAINING & PROF DEVELOPMENT	3,118	2,500	2,500	1,500
51-71-240	PROPERTY/RISK INSURANCE	9,193	5,500	5,500	4,600
51-71-250	COMMUNICATIONS	5,428	4,500	4,500	4,500
51-71-260	BUILDING MAINTENANCE	2,566	7,500	3,000	7,500
51-71-270	UTILITIES	57,723	45,000	50,000	52,000
51-71-280	VEHICLE OPERATIONS & MAINT	2,030	3,500	3,500	3,500
51-71-285	FUEL	7,703	4,500	5,000	6,500
51-71-290	MACHINERY OPERATIONS & MAINT	9,750	15,000	15,000	15,000
51-71-320	UNIFORMS	1,627	2,500	2,500	2,500
51-71-330	DEPARTMENT MATERIALS/EXPENSE	9,110	10,000	15,000	10,000
51-71-350	CHEMICALS/LABORATORY	58,570	45,000	45,000	45,000
	TOTAL OPERATING EXPENSES	**395,520**	**371,050**	**335,750**	**377,851**
51-71-700	CAPITAL OUTLAY	19,165	72,000	72,000	46,600
51-71-800	CAPITAL IMPROVEMENTS	411,144	95,000	95,000	1,000,000
	TOTAL CAPITAL OUTLAY	**430,309**	**167,000**	**167,000**	**1,046,600**
	TOTAL WATER SUPPLY	**825,829**	**538,050**	**502,750**	**1,424,451**

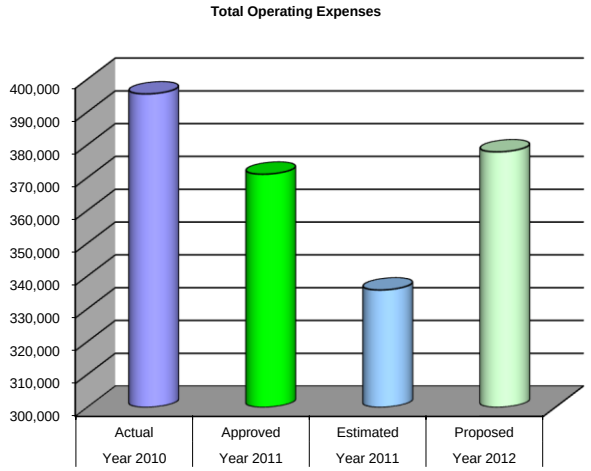

TOWN OF RANGELY, COLORADO
WATER FUND EXPENSES

-

Account	Description	Year 2010 Actual	Year 2011 Approved	Year 2011 Estimated	Year 2012 Proposed
TRANSPORTATION/DISTRIBUTION					
51-72-110	DEPARTMENT HEAD	13,581	13,000	7,000	11,950
51-72-112	LEAD SUPV	14,761	15,000	15,000	9,900
51-72-117	MAINTENANCE WORKERS/LABORERS	40,679	23,000	15,000	31,200
51-72-121	OVERTIME	2,678	5,000	3,000	7,210
51-72-123	SEASONAL	4,307	6,000	6,000	5,150
51-72-131	PAYROLL TAXES	7,312	5,000	5,000	5,500
51-72-132	RETIREMENT EXPENSE	4,423	3,000	2,000	3,000
51-72-133	HEALTH DENTAL VISION INSURANCE	23,395	19,000	9,000	14,200
51-72-134	LIFE/DISABLITY INSURANCE	343	500	500	500
51-72-135	WORKERS' COMPENSATION	4,052	3,000	2,500	2,700
51-72-200	OFFICE SUPPLIES & EXPENSE	63	100	100	200
51-72-210	TRAVEL & MEETINGS	1,145	500	250	500
51-72-220	PROF/TECH SERVICES	3,174	5,000	2,500	2,500
51-72-230	TRAINING & PROF DEVELOPMENT	-	200	1,500	2,000
51-72-240	PROPERTY/RISK INSURANCE	593	900	900	900
51-72-250	COMMUNICATIONS	-	1,000	500	1,000
51-72-260	BUILDING MAINTENANCE	9	1,500	1,000	1,000
51-72-270	UTILITIES	-	600	600	600
51-72-280	VEHICLE OPERATIONS & MAINT	1,528	3,000	1,500	3,000
51-72-285	FUEL	8,306	8,000	1,500	8,000
51-72-290	MACHINERY OPERATIONS & MAINT	1,854	2,000	500	3,000
51-72-320	UNIFORMS	85	600	500	600
51-72-330	WATER MATERIALS & EXPENSE	17,551	30,000	25,000	38,000
	TOTAL OPERATING EXPENSES	**149,836**	**145,900**	**101,350**	**152,610**
51-72-700	CAPITAL OUTLAY	5,632	10,000	10,000	11,000
51-72-800	CAPITAL IMPROVEMENTS	33,100	50,000	50,000	140,000
	TOTAL CAPITAL OUTLAY	**38,732**	**60,000**	**60,000**	**151,000**
	TOTAL TRANSPORTATION/DISTRIBUTION	**188,568**	**205,900**	**161,350**	**303,610**

Total Operating Expenses

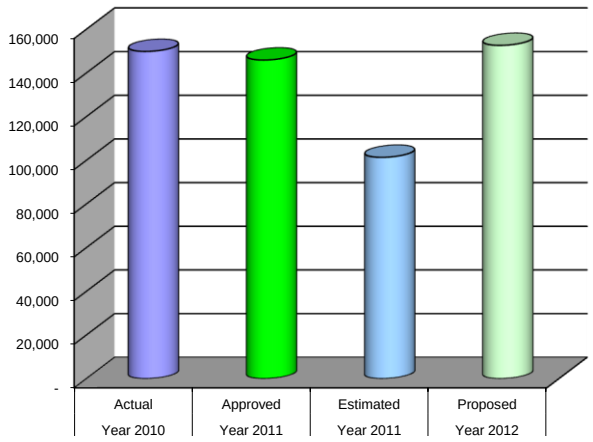

TOWN OF RANGELY, COLORADO
WATER FUND EXPENSES

Account	Description	Year 2010 Actual	Year 2011 Approved	Year 2011 Estimated	Year 2012 Proposed
RAW WATER					
51-73-110	DEPARTMENT HEAD	3,232	3,090	3,090	3,200
51-73-112	CREW LEADER	5,902	-	-	-
51-73-116	UTILITY TECHNICIAN	-	5,500	5,500	6,750
51-73-121	OVERTIME	732	400	600	420
51-73-131	PAYROLL TAXES	911	800	800	800
51-73-132	RETIREMENT EXPENSE	520	500	500	500
51-73-133	HEALTH DENTAL VISION INSURANCE	2,535	2,800	2,800	2,600
51-73-134	LIFE/DISABLITY INSURANCE	46	50	50	100
51-73-135	WORKERS' COMPENSATION	383	350	150	350
51-73-200	OFFICE SUPPLIES/EXPENSE	-	250	250	250
51-73-220	PROF/TECH SERVICES	552	2,000	1,000	2,000
51-73-250	COMMUNICATIONS	608	600	600	600
51-73-260	BUILDING/GROUNDS MAINTENANCE	564	2,000	500	2,000
51-73-270	UTILITIES	18,558	14,000	14,000	14,500
51-73-290	MACHINERY OPERATIONS & MAINT	998	1,500	1,500	1,500
51-73-330	WATER MATERIALS & EXPENSE	3,724	5,000	5,000	5,000
51-73-340	5% RAW WATER RESERVE	-	1,500	1,500	2,500
	TOTAL OPERATING EXPENSES	**39,263**	**40,340**	**37,840**	**43,070**
51-73-700	CAPITAL IMPROVEMENTS	23,058		-	15,000
51-73-800	CAPITAL IMPROVEMENTS	-	17,000	12,000	25,000
	TOTAL CAPITAL OUTLAY	**23,058**	**17,000**	**12,000**	**40,000**
	TOTAL RAW WATER	**62,321**	**57,340**	**49,840**	**83,070**
	TOTAL EXPENSES	**1,179,773**	**1,005,972**	**855,722**	**1,976,813**
	REVENUES OVER (UNDER) EXPENSES	**(59,656)**	**58,776**	**276,468**	**6,569**

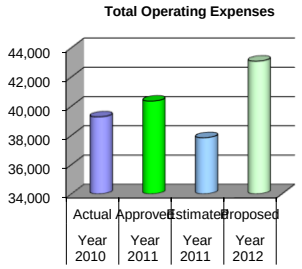

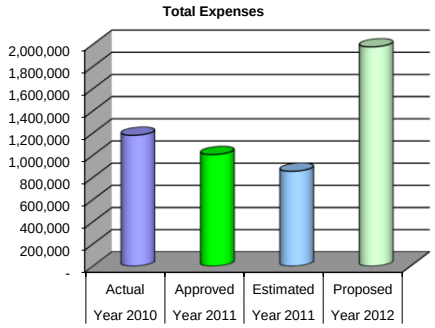

TOWN OF RANGELY, COLORADO
GAS FUND SUMMARY

-

	Year 2010 Actual	Year 2011 Approved	Year 2011 Estimated	Year 2012 Proposed
SUMMARY OF REVENUES AND EXPENSES				
REVENUES - SEE DETAIL	1,390,950	1,615,016	1,380,204	1,602,000
DEBT SERVICE - SEE DETAIL	-	-	-	-
CHARGES FOR SERVICES - SEE DETAIL	(177,455)	(175,000)	(175,000)	(175,000)
OPERATING EXPENSES - SEE DETAIL	(1,059,182)	(1,267,893)	(1,105,220)	(1,242,427)
CAPITAL EXPENSES - SEE DETAIL	(71,929)	(79,500)	(79,500)	(114,600)
REVENUES OVER (UNDER) EXPENSES	82,384	92,623	20,484	69,973
FUND EQUITY CALCULATIONS				
FUND EQUITY: JANUARY 1	2,096,125	2,155,794	2,155,794	2,185,778
REVENUES - SEE DETAIL	1,390,950	1,615,016	1,380,204	1,602,000
EXPENDITURES - SEE DETAIL	(1,308,566)	(1,522,393)	(1,359,720)	(1,532,027)
ADJUSTMENTS TO GAAP BASIS OF ACCOUNTING				
CAPITAL OUTLAY	71,929	79,500	79,500	-
DEPRECIATION	(94,644)	(70,000)	(70,000)	-
FUND BALANCE: DECEMBER 31	2,155,794	2,257,917	2,185,778	2,255,751
FUND EQUITY RESTRICTIONS				
COUNCIL RESTRICTED FUND BALANCE				
EQUIPMENT RESERVES	-	-	-	-
CAPITAL RESERVES	-	-	-	-
LEGALLY RESTRICTED FUND BALANCE				
DEPOSIT RESERVES	3,800	3,250	3,250	4,300
UNRESTRICTED FUND BALANCE				
PROPERTY PLANT AND EQUIPMENT	687,237	696,737	696,737	696,737
UNRESTRICTED	1,464,757	1,557,930	1,485,791	1,554,714
FUND BALANCE: DECEMBER 31	2,155,794	2,257,917	2,185,778	2,255,751

TOWN OF RANGELY, COLORADO
GAS FUND SUMMARY

-

	Year 2010 Actual	Year 2011 Approved	Year 2011 Estimated	Year 2012 Proposed
CASH BALANCE CALCULATIONS				
CASH: JANUARY 1	1,342,171	1,418,721	1,418,721	1,339,174
PREVIOUS YEAR END ACCRUALS				
RECEIPT OF RECEIVABLES AND OTHER ASSETS				
CUSTOMER ACCOUNTS RECEIVABLE	241,495	192,511	192,511	-
INTEREST RECEIVABLE	10,676	10,641	10,641	-
PAYMENT OF EXPENSES AND OTHER LIABILITIES				
ACCOUNTS PAYABLE	(163,733)	(110,672)	(110,672)	-
PAYROLL LIABILITIES	(44,436)	(43,194)	(43,194)	-
DEPOSIT RESERVE	(3,800)	(3,250)	(3,250)	-
TOTAL - BEGINNING OF YEAR	1,382,373	1,464,757	1,464,757	1,339,174
REVENUES - SEE DETAIL	1,390,950	1,615,016	1,380,204	1,602,000
TOTAL CASH AND REVENUES AVAILABLE	2,773,323	3,079,773	2,844,961	2,941,174
EXPENSES - SEE DETAIL	1,308,566	1,522,393	1,359,720	1,532,027
YEAR END ACCRUALS				
RECEIVABLES AND OTHER ASSETS				
CUSTOMER ACCOUNTS RECEIVABLE	(192,511)	(192,511)	(192,511)	-
INTEREST RECEIVABLE	(10,641)	-	-	-
EXPENSES AND OTHER LIABILITIES				
ACCOUNTS PAYABLE	110,672	-	-	-
PAYROLL LIABILITIES	43,194	43,194	43,194	
DEPOSIT RESERVE	3,250	3,250	3,250	-
TOTAL YEAR END ACCRUALS	(46,036)	(146,067)	(146,067)	-
TOTAL EXPENSES AND ACCRUALS	1,354,602	1,668,460	1,505,787	1,532,027
CASH: DECEMBER 31	1,418,721	1,411,313	1,339,174	1,409,147
CASH BALANCE RESTRICTIONS				
COUNCIL RESTRICTED CASH BALANCE				
EQUIPMENT RESERVES	-	-	-	-
CAPITAL RESERVES	-	-	-	-
LEGALLY RESTRICTED CASH BALANCE				
DEPOSIT RESERVE	3,800	3,250	3,250	4,300
UNRESTRICTED CASH BALANCE	1,414,921	1,408,063	1,335,924	1,404,847
CASH: DECEMBER 31	1,418,721	1,411,313	1,339,174	1,409,147

TOWN OF RANGELY, COLORADO
GAS FUND REVENUES

-

Account	Description	Year 2010 Actual	Year 2011 Approved	Year 2011 Estimated	Year 2012 Proposed
52-30-100	CUSTOMERS - RESIDENTIAL	703,525	746,789	752,440	825,000
52-30-200	CUSTOMERS - COMMERCIAL	625,728	817,227	629,404	725,000
52-30-300	CUSTOMERS - SPECIAL	2,452	4,000	(42,840)	5,000
52-30-400	CAPITAL INVESTMENT FEES	7,541	8,000	3,000	6,000
52-30-500	SERVICE INSTALLATION FEES	16,379	5,000	7,000	11,000
52-30-550	GAIN/LOSS ON ASSET DISPOSAL	-	4,000	-	1,000
52-30-600	INTEREST INCOME	14,187	13,000	13,000	13,000
52-30-700	MISCELLANEOUS	3,627	2,000	3,200	2,000
52-30-800	PENALTIES	17,511	15,000	15,000	14,000
	TOTAL GAS FUND REVENUES	**1,390,950**	**1,615,016**	**1,380,204**	**1,602,000**

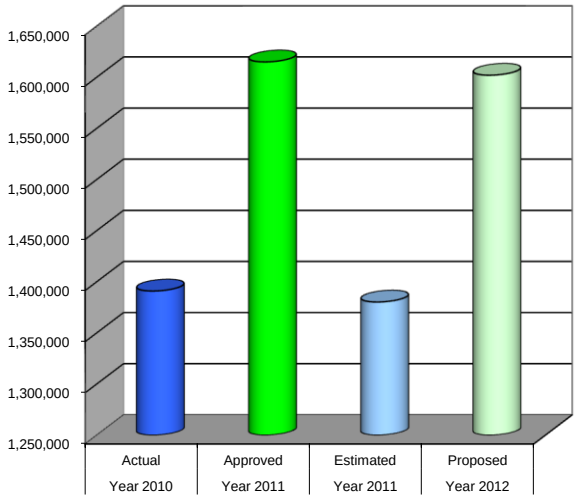

TOWN OF RANGELY, COLORADO

-

Account	Description	Year 2010 Actual	Year 2011 Approved	Year 2011 Estimated	Year 2012 Proposed
OPERATING EXPENSES					
52-40-110	DEPARTMENT HEAD	63,866	64,520	64,520	66,460
52-40-112	CREW LEADER	52,846	52,500	52,500	54,070
52-40-116	SENIOR UTILITY TECHNICIAN		45,000	45,000	48,910
52-40-117	Gas Utility Tech	88,001	40,800	40,800	42,021
52-40-121	OVERTIME	10,663	16,000	16,000	16,500
52-40-123	SEASONAL	5,220	10,000	10,000	10,300
52-40-131	PAYROLL TAXES	18,325	20,000	15,000	21,000
52-40-132	RETIREMENT EXPENSE	10,817	13,000	15,000	13,000
52-40-133	HEALTH DENTAL VISION INSURANCE	41,927	55,000	40,000	43,700
52-40-134	LIFE/DISABLITY INSURANCE	762	1,700	1,700	1,700
52-40-135	WORKERS' COMPENSATION	5,076	8,200	6,000	8,500
52-40-200	OFFICE SUPPLIES & EXPENSE	1,412	2,000	2,000	2,200
52-40-203	SAFETY AWARNESS PROGRAM	1,379	1,500	1,500	1,500
52-40-205	COMPUTER PROCESSING	3,377	2,200	2,200	2,500
52-40-210	TRAVEL & MEETINGS	1,068	2,000	2,000	2,000
52-40-220	PROFESSIONAL/TECHNICAL SERVICES	6,433	7,000	8,000	12,000
52-40-230	TRAINING & PROF DEVELOPMENT	1,328	3,000	3,000	3,000
52-40-240	PROPERTY/RISK INSURANCE	7,450	8,000	8,000	8,000
52-40-250	COMMUNICATIONS	6,723	6,000	6,000	6,000
52-40-260	BUILDING MAINTENANCE	4,260	3,500	3,500	3,500
52-40-270	UTILITIES	6,968	12,000	9,000	11,000
52-40-280	VEHICLE OPERATIONS & MAINT	2,047	3,500	3,500	3,500
52-40-285	FUEL	7,575	9,000	9,000	11,000
52-40-290	MACHINERY OPERATIONS & MAINT	1,311	3,000	3,000	4,500
52-40-320	UNIFORMS	1,519	1,500	1,500	1,500
52-40-330	GAS MATERIALS & EXPENSE	12,608	25,000	25,000	35,000
52-40-370	GAS REBATE PROGRAM/WARM	5,009	15,000	10,000	10,000
52-40-380	PUBLIC EDUCATION PROGRAM	389	1,500	1,500	1,500
52-40-410	NATURAL GAS PURCHASES	690,821	825,473	700,000	787,566
52-40-680	CONTINGENCY	-	10,000	-	10,000
	TOTAL OPERATING EXPENSES	**1,059,182**	**1,267,893**	**1,105,220**	**1,242,427**
CHARGES FOR SERVICES					
52-40-900	TRANSFER - ADMINISTRATIVE SERV	54,308	53,655	53,655	53,655
52-40-910	TRANSFER - FINANCIAL SERVICES	41,891	41,055	41,055	41,055
52-40-920	TRANSFER - PUBLIC WORKS SERV	27,353	27,020	27,020	27,020
52-40-930	TRANSFER - DISPATCH/PUBLIC SAFETY	53,904	53,270	53,270	53,270
52-40-950	DEPRECIATION EXPENSE	-	-	-	-
	TOTAL CHARGES FOR SERVICES	**177,455**	**175,000**	**175,000**	**175,000**
CAPITAL OUTLAY					
52-40-700	CAPITAL OUTLAY	16,276	14,500	14,500	39,600
52-40-800	CAPITAL IMPROVEMENTS	55,653	65,000	65,000	75,000
	TOTAL CAPITAL OUTLAY	**71,929**	**79,500**	**79,500**	**114,600**
	TOTAL GAS FUND EXPENSES	**1,308,566**	**1,522,393**	**1,359,720**	**1,532,027**
	REVENUES OVER (UNDER) EXPENSES	**82,384**	**92,623**	**20,484**	**69,973**

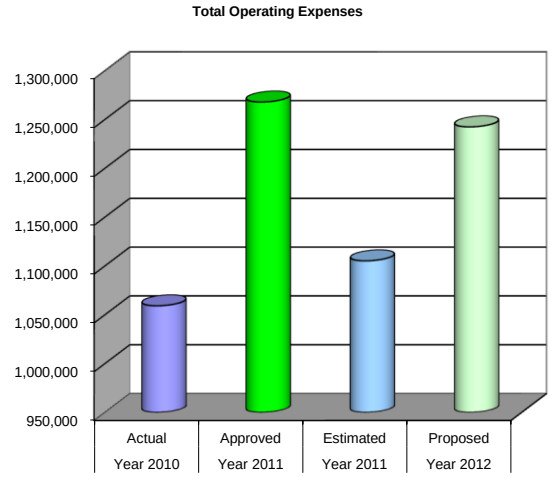

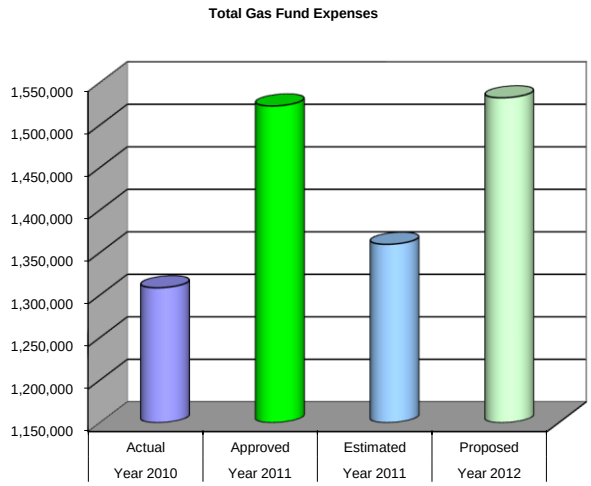

TOWN OF RANGELY, COLORADO
WASTEWATER FUND SUMMARY

-

	Year 2010 Actual	Year 2011 Approved	Year 2011 Estimated	Year 2012 Proposed
SUMMARY OF REVENUES AND EXPENSES				
REVENUES - SEE DETAIL	490,409	489,947	595,672	1,232,197
DEBT SERVICE - SEE DETAIL	(23,069)	(26,447)	(26,447)	(26,447)
CHARGES FOR SERVICES - SEE DETAIL	(8,834)	(39,000)	(39,000)	(39,000)
OPERATING EXPENSES - SEE DETAIL	(248,968)	(218,650)	(193,150)	(206,350)
CAPITAL EXPENSES - SEE DETAIL	(151,937)	(165,000)	(165,000)	(909,100)
REVENUES OVER (UNDER) EXPENSES	57,601	40,850	172,075	51,300
FUND EQUITY CALCULATIONS				
FUND EQUITY: JANUARY 1	2,034,670	2,101,741	2,101,741	2,299,759
REVENUES - SEE DETAIL	490,409	489,947	595,672	1,232,197
EXPENDITURES - SEE DETAIL	(432,808)	(449,097)	(423,597)	(1,180,897)
ADJUSTMENTS TO GAAP BASIS OF ACCOUNTING				
CAPITAL OUTLAY	151,937	165,000	165,000	-
LOAN PAYMENT	13,068			
GRANTS	-	-	-	-
CONTRIBUTED CAPITAL	-	-	-	-
DEPRECIATION	(155,534)	(110,000)	(139,057)	-
FUND BALANCE: DECEMBER 31	2,101,741	2,197,591	2,299,759	2,351,059
FUND EQUITY RESTRICTIONS				
COUNCIL RESTRICTED FUND BALANCE				
EQUIPMENT RESERVES	-	-	-	-
CAPITAL RESERVES	-	-	-	-
LEGALLY RESTRICTED FUND BALANCE				
NONE	-	-	-	-
UNRESTRICTED FUND BALANCE				
PROPERTY PLANT AND EQUIPMENT	1,997,129	2,052,129	2,023,072	2,023,072
UNRESTRICTED	104,613	145,462	276,687	327,987
FUND BALANCE: DECEMBER 31	2,101,741	2,197,591	2,299,759	2,351,059
CASH BALANCE CALCULATIONS				
CASH: JANUARY 1	214,359	267,543	267,543	431,949
PREVIOUS YEAR END ACCRUALS				
RECEIPT OF RECEIVABLES AND OTHER ASSETS				
CUSTOMER ACCOUNTS RECEIVABLE	39,278	38,423	38,423	-
INTEREST RECEIVABLE	222	218	218	-
PAYMENT OF EXPENSES AND OTHER LIABILITIES				
ACCOUNTS PAYABLE	(8,749)	(8,442)	(8,442)	-
PAYROLL LIABILITIES	(5,067)	(3,478)	(3,478)	-
INTEREST PAYABLE	(3,379)	-	-	
TOTAL - BEGINNING OF YEAR	236,664	294,264	294,264	431,949
REVENUES - SEE DETAIL	490,409	489,947	595,672	1,232,197
TOTAL CASH AND REVENUES AVAILABLE	727,073	784,211	889,936	1,664,146
EXPENSES - SEE DETAIL	432,808	449,097	423,597	1,180,897
YEAR END ACCRUALS				
RECEIVABLES AND OTHER ASSETS				
CUSTOMER ACCOUNTS RECEIVABLE	(38,423)	(40,908)	(40,908)	-
INTEREST RECEIVABLE/OTHER	(218)	-	-	-
EXPENSES AND OTHER LIABILITIES			-	
ACCOUNTS PAYABLE	8,442	-	-	-
PAYROLL LIABILITIES	3,478	6,518	6,518	-

TOWN OF RANGELY, COLORADO
WASTEWATER FUND SUMMARY

-

	Year 2010 Actual	Year 2011 Approved	Year 2011 Estimated	Year 2012 Proposed
INTEREST PAYABLE	-	-	-	
TOTAL YEAR END ACCRUALS	(26,721)	(34,390)	(34,390)	-
TOTAL EXPENSES AND ACCRUALS	459,529	483,487	457,987	1,180,897
CASH: DECEMBER 31	267,543	300,724	431,949	483,249
CASH BALANCE RESTRICTIONS				
COUNCIL RESTRICTED CASH BALANCE				
EQUIPMENT RESERVES	-	-	-	-
CAPITAL RESERVES	-	-	-	-
LEGALLY RESTRICTED CASH BALANCE				
RESTRICTED FOR DEBT SERVICE	-	-	-	-
UNRESTRICTED CASH BALANCE	267,543	300,724	431,949	483,249
CASH: DECEMBER 31	267,543	300,724	431,949	483,249

TOWN OF RANGELY, COLORADO
WASTEWATER FUND REVENUES

-

Account	Description	Year 2010 Actual	Year 2011 Approved	Year 2011 Estimated	Year 2012 Proposed
53-30-100	CUSTOMERS - RESIDENTIAL	273,220	298,000	298,000	300,000
53-30-150	CUSTOMERS - COMMERCIAL/OTHER	86,895	95,000	95,000	100,000
53-30-200	TAP FEES				-
53-30-250	PLANT INVESTMENT FEE	4,200	2,500	2,500	3,600
53-30-350	DUMP FEES	-			-
53-30-400	INTEREST INCOME	2,045	1,500	1,500	1,400
53-30-500	MISCELLANEOUS (General Fund)	-	1,500	1,500	750
53-30-630	TOR WASTEWATER LOAN PRINCIPAL/INTEREST	-	26,447	26,447	26,447
53-30-905	SRF WATER LOAN	-	-	-	400,000
53-30-910	EQUITY TRANSFER FR GENERAL FUND	-	-	-	400,000
53-30-940	EIA GRANT	124,050	65,000	170,725	-
	TOTAL WASTEWATER FUND REVENUES	**490,409**	**489,947**	**595,672**	**1,232,197**

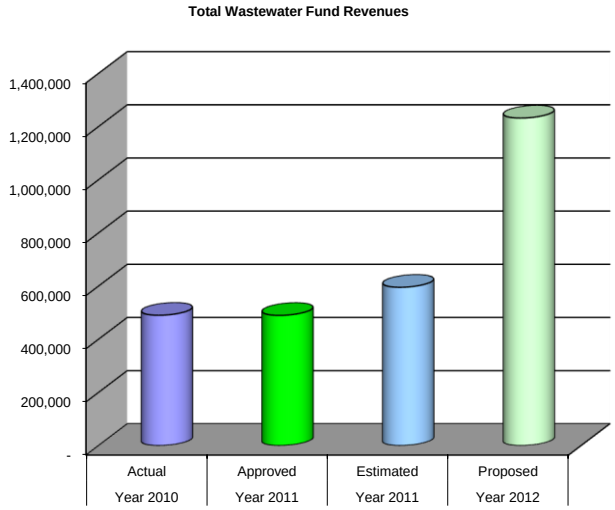

TOWN OF RANGELY, COLORADO
WASTEWATER FUND EXPENSES

-

Account	Description	Year 2010 Actual	Year 2011 Approved	Year 2011 Estimated	Year 2012 Proposed
DEBT SERVICE					
53-49-800	EIA $241,578, 2020 PRINCIPAL	13,068	16,431	16,431	16,431
53-49-810	EIA $241,578, 2020 INTEREST		10,016	10,016	10,016
53-49-820	EIA $241,578, 2020 PRINCIPAL	-			
53-49-830	EIA $241,578, 2020 INTEREST	10,001	-	-	-
	TOTAL DEBT SERVICE	**23,069**	**26,447**	**26,447**	**26,447**
OPERATING EXPENSES					
53-40-110	DEPARTMENT HEAD	11,351	12,000	12,000	11,500
53-40-112	CREW LEADER	10,701	14,000	14,000	15,850
53-40-115	ORC WASTE WATER PLANT	3,236	-	-	-
53-40-116	UTILITY TECHNICIAN	14,994	14,000	14,000	14,500
53-40-121	OVERTIME	4,098	6,500	6,500	6,700
53-40-123	SEASONAL	1,700	2,500	2,500	2,700
53-40-131	PAYROLL TAXES	3,506	4,000	4,000	4,500
53-40-132	RETIREMENT EXPENSE	2,154	2,500	2,500	2,700
53-40-133	HEALTH DENTAL VISION INSURANCE	11,184	18,000	13,000	11,000
53-40-134	LIFE/DISABLITY INSURANCE	154	650	650	400
53-40-135	WORKERS' COMPENSATION	1,142	2,000	2,000	1,700
53-40-200	OFFICE SUPPLIES & EXPENSE	522	500	500	500
53-40-205	COMPUTER PROCESSING	960	1,500	1,000	1,500
53-40-210	TRAVEL & MEETINGS	365	1,000	1,000	1,000
53-40-220	PROFESSIONAL/TECHNICAL SERVICES	27,082	15,000	15,000	5,000
53-40-230	TRAINING & PROF DEVELOPMENT	-	1,000	500	1,000
53-40-240	PROPERTY/RISK INSURANCE	4,670	5,500	5,500	5,500
53-40-250	COMMUNICATIONS	4,249	4,000	3,500	4,000
53-40-260	BUILDING MAINTENANCE	2,433	6,000	6,000	9,100
53-40-270	UTILITIES	67,991	54,000	54,000	54,000
53-40-280	VEHICLE OPERATIONS & MAINT	1,925	4,000	4,000	5,000
53-40-285	FUEL	4,405	4,000	4,000	5,200
53-40-290	MACHINERY OPERATIONS & MAINT	7,712	12,500	7,500	12,500
53-40-320	UNIFORMS	827	2,500	1,000	2,000
53-40-330	SEWER MATERIALS & EXPENSE	54,104	15,000	10,000	15,000
53-40-350	CHEMICALS/LAB SUPPLIES	7,506	8,500	8,500	8,500
53-40-680	CONTINGENCY	-	7,500	-	5,000
	TOTAL OPERATING	**248,968**	**218,650**	**193,150**	**206,350**
CHARGES FOR SERVICES					
53-40-900	ADMINISTRATIVE SERVICES	5,500	11,817	11,817	11,817
53-40-910	FINANCIAL SERVICES	3,334	13,397	13,397	13,397
53-40-920	PUBLIC WORKS SERVICES	-	5,908	5,908	5,908
53-40-930	POLICE DISPATCH SERVICES	-	7,878	7,878	7,878
53-40-950	DEPRECIATION	-	-	-	-
	TOTAL CHARGES FOR SERVICES	**8,834**	**39,000**	**39,000**	**39,000**
CAPITAL OUTLAY					
53-40-700	CAPITAL OUTLAY	10,000	65,000	65,000	109,100
53-40-800	CAPITAL IMPROVEMENTS	141,937	100,000	100,000	800,000
	TOTAL CAPITAL OUTLAY	**151,937**	**165,000**	**165,000**	**909,100**
	TOTAL WASTEWATER FUND EXPENSES	**432,808**	**449,097**	**423,597**	**1,180,897**
	REVENUES OVER (UNDER) EXPENSES	**57,601**	**40,850**	**172,075**	**51,300**

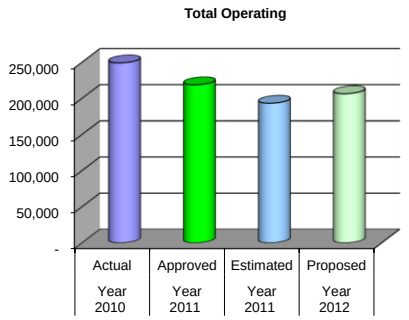

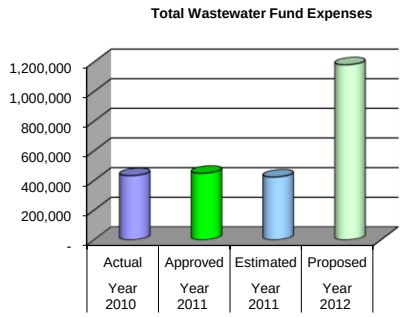

TOWN OF RANGELY, COLORADO
HOUSING AUTHORITY FUND SUMMARY

-

	Year 2010 Actual	Year 2011 Approved	Year 2011 Estimated	Year 2012 Proposed
SUMMARY OF REVENUES AND EXPENDITURES				
REVENUES - SEE DETAIL	294,564	336,728	312,340	247,128
DEBT SERVICE - SEE DETAIL	(61,239)	(71,000)	(71,000)	(71,000)
CHARGES FOR SERVICES - SEE DETAIL	-	-	-	-
OPERATING EXPENDITURES - SEE DETAIL	(128,798)	(124,576)	(105,970)	(131,400)
CAPITAL EXPENSES - SEE DETAIL	(90,090)	(122,850)	(80,500)	(10,000)
REVENUES OVER (UNDER) EXPENDITURES	14,437	18,302	54,870	34,728
FUND BALANCE CALCULATIONS				
FUND BALANCE: JANUARY 1	58,185	72,622	72,622	127,492
REVENUES - SEE DETAIL	294,564	336,728	312,340	247,128
EXPENDITURES - SEE DETAIL	(280,127)	(318,426)	(257,470)	(212,400)
ADJUSTMENTS TO GAAP BASIS OF ACCOUNTING				
NONE	-	-	-	-
FUND BALANCE: DECEMBER 31	72,622	90,924	127,492	162,220
FUND BALANCE RESTRICTIONS				
COUNCIL RESTRICTED FUND BALANCE				
NONE	-	-	-	-
LEGALLY RESTRICTED FUND BALANCE				
RESTRICTED FOR DEBT SERVICE	72,000	72,000	72,000	72,000
UNRESTRICTED FUND BALANCE	622	18,924	55,492	90,220
FUND BALANCE: DECEMBER 31	72,622	90,924	127,492	162,220

TOWN OF RANGELY, COLORADO
HOUSING AUTHORITY FUND SUMMARY

-

	Year 2010 Actual	Year 2011 Approved	Year 2011 Estimated	Year 2012 Proposed
CASH BALANCE CALCULATIONS				
CASH: JANUARY 1	68,318	84,344	84,344	136,469
PREVIOUS YEAR END ACCRUALS				
RECEIPT OF RECEIVABLES AND OTHER ASSETS				
INTEREST RECEIVABLE	431	431	431	-
PAYMENT OF EXPENSES AND OTHER LIABILITIES				
ACCOUNTS PAYABLE	(3,155)	(3,176)	(3,176)	-
PAYROLL LIABILITIES	(5,009)	(6,577)	(6,577)	-
DEPOSIT RESERVE	(2,400)	(2,400)	(2,400)	-
TOTAL - BEGINNING OF YEAR	58,185	72,622	72,622	136,469
REVENUES - SEE DETAIL	294,564	336,728	312,340	247,128
TOTAL CASH AND REVENUES AVAILABLE	352,749	409,350	384,962	383,597
EXPENSES - SEE DETAIL	280,127	318,426	257,470	212,400
YEAR END ACCRUALS				
RECEIVABLES AND OTHER ASSETS				
INTEREST RECEIVABLE	(431)	-	-	-
EXPENSES AND OTHER LIABILITIES				
ACCOUNTS PAYABLE	3,176	-	-	-
PAYROLL LIABILITIES	6,577	6,577	6,577	-
DEPOSIT RESERVE	2,400	2,400	2,400	2,400
TOTAL YEAR END ACCRUALS	11,722	8,977	8,977	2,400
TOTAL EXPENSES AND ACCRUALS	268,405	309,449	248,493	210,000
CASH: DECEMBER 31	84,344	99,901	136,469	173,597
CASH BALANCE RESTRICTIONS				
COUNCIL RESTRICTED CASH BALANCE				
NONE	-	-	-	-
LEGALLY RESTRICTED CASH BALANCE				
RESTRICTED FOR DEBT SERVICE	72,000	72,000	72,000	72,000
DEPOSIT RESERVE	2,400	2,400	2,400	2,400
UNRESTRICTED CASH BALANCE	9,944	25,501	62,069	99,197
CASH: DECEMBER 31	84,344	99,901	136,469	173,597

TOWN OF RANGELY, COLORADO
HOUSING AUTHORITY FUND REVENUES

-

Account	Description	Year 2010 Actual	Year 2011 Approved	Year 2011 Estimated	Year 2012 Proposed
REVENUES					
71-30-100	RENT COLLECTIONS	84,757	87,864	82,125	87,864
71-30-200	RENT SUBSIDY	83,396	87,864	95,065	87,864
71-30-205	LOANS SUBSIDY-PRINCIPAL	13,655	15,000	15,000	15,000
71-30-210	LOAN SUBSIDY-INTEREST 1%	3,462	5,000	5,000	5,000
71-30-215	LOAN SUBSIDY INTEREST 12.25%	44,123	50,000	50,000	50,000
71-30-220	SUBSIDY-OVERAGE	-	-	-	-
71-30-300	TELEVENTS/CABLE TV	1,151	28,800	2,500	1,200
71-30-400	MISCELLANEOUS	115	100	600	100
71-30-500	INTEREST EARNINGS	1,905	100	50	100
71-30-700	TRANSFER FROM HOUSING RESERVE	-	-	-	-
71-30-800	CCITF GRANT	62,000	62,000	62,000	-
	TOTAL HOUSING REVENUES	**294,564**	**336,728**	**312,340**	**247,128**

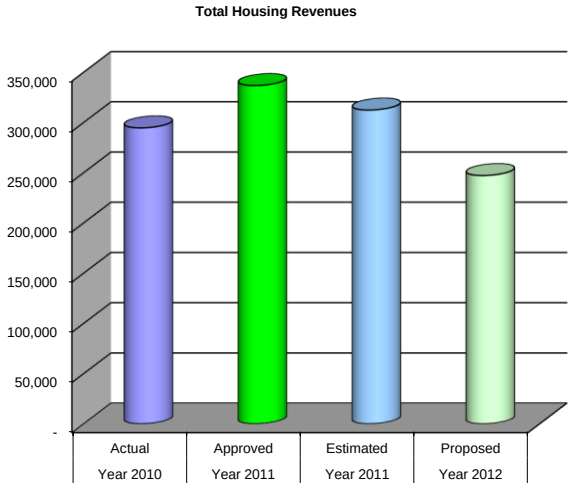

TOWN OF RANGELY, COLORADO
HOUSING AUTHORITY FUND EXPENSES

-

Account	Description	Year 2010 Actual	Year 2011 Approved	Year 2011 Estimated	Year 2012 Proposed
OPERATING EXPENDITURES					
71-40-110	BUILDING SUPERVISOR	4,154	4,500	4,500	4,500
71-40-111	ADMINISTRATOR	13,123	12,726	11,000	13,400
71-40-117	MAINTENANCE WORKER/LABORER	27,125	17,500	17,500	16,900
71-40-121	OVERTIME	2,082	500	50	250
71-40-131	PAYROLL TAXES	3,647	2,600	2,600	2,600
71-40-132	RETIREMENT EXPENSE	2,324	2,000	1,500	1,700
71-40-133	HEALTH DENTAL VISION INSURANCE	8,283	8,000	3,000	4,950
71-40-134	LIFE INSURANCE	170	250	250	250
71-40-135	WORKERS' COMPENSATION	1,139	1,500	1,000	750
71-40-200	OFFICE SUPPLIES & EXPENSE	-	200	60	200
71-40-205	COMPUTER PROCESSING	-	200	10	200
71-40-210	TRAVEL & MEETINGS	692	900	900	1,000
71-40-220	PROFESSIONAL/TECHNICAL SVCES	860	1,000	1,000	2,500
71-40-240	PROPERTY/RISK INSURANCE	5,660	5,000	5,000	5,000
71-40-250	COMMUNICATIONS	2,520	2,500	2,500	3,000
71-40-260	BUILDING MAINTENANCE	18,633	20,000	15,000	15,000
71-40-270	UTILITIES	38,385	40,000	40,000	54,000
71-40-300	MARKETING	-	200	100	200
71-40-680	CONTINGENCY	-	5,000	-	5,000
	TOTAL OPERATING	**128,798**	**124,576**	**105,970**	**131,400**
CAPITAL OUTLAY					
71-40-700	CAPITAL OUTLAY	-	5,000	500	-
71-40-800	CAPITAL IMPROVEMENTS	90,090	117,850	80,000	10,000
	TOTAL CAPITAL OUTLAY	**90,090**	**122,850**	**80,500**	**10,000**
DEBT SERVICE					
71-40-801	FMHA OVERAGE CHARGE	-	1,000	1,000	1,000
71-40-802	INTEREST SUBSIDY 1%	3,462	5,000	5,000	5,000
71-40-803	INTEREST SUBSIDY 12.25%	44,123	50,000	50,000	50,000
71-40-804	PRINCIPAL INTEREST	13,655	15,000	15,000	15,000
71-40-840	DEBT SERVICE	-	-	-	-
	TOTAL DEBT SERVICE	**61,239**	**71,000**	**71,000**	**71,000**
CHARGES FOR SERVICES					
71-40-900	TRANSFER - ADMINISTRATIVE SERV	-	-	-	-
71-40-910	TRANSFER - FINANCIAL SERVICES	-	-	-	-
71-40-920	TRANSFER - PUBLIC WORKS SERV	-	-	-	-
71-40-930	TRANSFER - POLICE DISPATCH	-	-	-	-
	TOTAL CHARGES FOR SERVICES	**-**	**-**	**-**	**-**
	TOTAL HOUSING EXPENSES	**280,127**	**318,426**	**257,470**	**212,400**
	REVENUES OVER (UNDER) EXPENSES	**14,437**	**18,302**	**54,870**	**34,728**

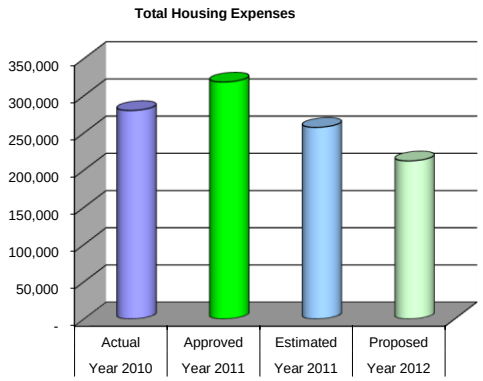

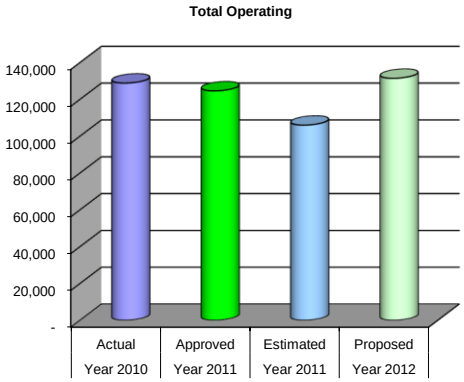

TOWN OF RANGELY, COLORADO
FOUNDATION FOR PUBLIC GIVING FUND SUMMARY

-

	Year 2010 Actual	Year 2011 Approved	Year 2011 Estimated	Year 2012 Proposed
SUMMARY OF REVENUES AND EXPENDITURES				
REVENUES - SEE DETAIL	5,346	10,000	6,000	5,000
DEBT SERVICE - SEE DETAIL	-	-	-	-
CHARGES FOR SERVICES - SEE DETAIL	-	-	-	-
OPERATING EXPENDITURES - SEE DETAIL	(1,000)	(10,000)	(5,000)	(10,000)
CAPITAL EXPENSES - SEE DETAIL	-	-	-	-
REVENUES OVER (UNDER) EXPENDITURES	4,346	-	1,000	(5,000)
FUND BALANCE CALCULATIONS				
FUND BALANCE: JANUARY 1	273,276	277,622	277,622	278,622
REVENUES - SEE DETAIL	5,346	10,000	6,000	5,000
EXPENDITURES - SEE DETAIL	(1,000)	(10,000)	(5,000)	(10,000)
ADJUSTMENTS TO GAAP BASIS OF ACCOUNTING				
NONE	-	-	-	-
FUND BALANCE: DECEMBER 31	277,622	277,622	278,622	273,622
FUND BALANCE RESTRICTIONS				
COUNCIL RESTRICTED FUND BALANCE				
BY COUNCIL RESOLUTION	236,339	236,339	236,339	236,339
LEGALLY RESTRICTED FUND BALANCE				
NONE	-	-	-	-
UNRESTRICTED FUND BALANCE	41,283	41,283	42,283	37,283
FUND BALANCE: DECEMBER 31	277,622	277,622	278,622	273,622

TOWN OF RANGELY, COLORADO
FOUNDATION FOR PUBLIC GIVING FUND SUMMARY

-

	Year 2010 Actual	Year 2011 Approved	Year 2011 Estimated	Year 2012 Proposed
CASH BALANCE CALCULATIONS				
CASH: JANUARY 1	272,579	276,939	276,939	278,622
PREVIOUS YEAR END ACCRUALS				
RECEIPT OF RECEIVABLES AND OTHER ASSETS				
INTEREST RECEIVABLE	697	683	683	-
PAYMENT OF EXPENSES AND OTHER LIABILITIES				
NONE	-	-	-	-
TOTAL - BEGINNING OF YEAR	273,276	277,622	277,622	278,622
REVENUES - SEE DETAIL	5,346	10,000	6,000	5,000
TOTAL CASH AND REVENUES AVAILABLE	278,622	287,622	283,622	283,622
EXPENSES - SEE DETAIL	1,000	10,000	5,000	10,000
YEAR END ACCRUALS				
RECEIVABLES AND OTHER ASSETS				
INTEREST RECEIVABLE	(683)	-	-	-
EXPENSES AND OTHER LIABILITIES				
NONE	-	-	-	-
TOTAL YEAR END ACCRUALS	(683)	-	-	-
TOTAL EXPENSES AND ACCRUALS	1,683	10,000	5,000	10,000
CASH: DECEMBER 31	276,939	277,622	278,622	273,622
CASH BALANCE RESTRICTIONS				
COUNCIL RESTRICTED CASH BALANCE				
BY COUNCIL RESOLUTION	236,339	236,339	236,339	236,339
LEGALLY RESTRICTED CASH BALANCE				
NONE	-	-	-	-
UNRESTRICTED CASH BALANCE	40,600	41,283	42,283	37,283
CASH: DECEMBER 31	276,939	277,622	278,622	273,622

TOWN OF RANGELY, COLORADO
FOUNDATION FOR PUBLIC GIVING FUND REVENUES

-

Account	Description	Year 2010 Actual	Year 2011 Approved	Year 2011 Estimated	Year 2012 Proposed
72-30-300	INTEREST INCOME BANK	5,346	10,000	6,000	5,000
72-30-400	PUBLIC SUPPORT	-	-	-	-
	TOTAL FOUNDATION REVENUES	**5,346**	**10,000**	**6,000**	**5,000**

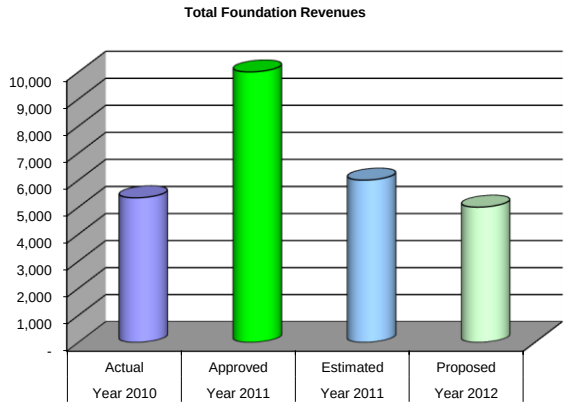

TOWN OF RANGELY, COLORADO

FOUNDATION FOR PUBLIC GIVING FUND EXPENSES

-

Account	Description	Year 2010 Actual	Year 2011 Approved	Year 2011 Estimated	Year 2012 Proposed
72-40-500	GRANTS	1,000	10,000	5,000	10,000
	TOTAL FUNDATION EXPENSES	**1,000**	**10,000**	**5,000**	**10,000**
	REVENUES OVER (UNDER) EXPENSES	**4,346**	**-**	**1,000**	**(5,000)**

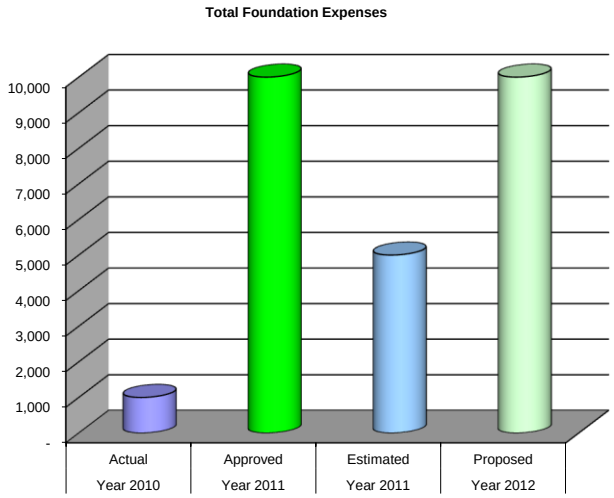

TOWN OF RANGELY, COLORADO

RANGELY DEVELOPMENT AGENCY FUND SUMMARY

-

	Year 2010 Actual	Year 2011 Approved	Year 2011 Estimated	Year 2012 Proposed
SUMMARY OF REVENUES AND EXPENDITURES				
REVENUES - SEE DETAIL	84,495	32,000	15,500	15,300
DEBT SERVICE - SEE DETAIL	-	-	-	-
CHARGES FOR SERVICES - SEE DETAIL	-	-	-	-
OPERATING EXPENDITURES - SEE DETAIL	(48,076)	(43,200)	(25,700)	(150,200)
CAPITAL EXPENSES - SEE DETAIL	-	-	-	(20,000)
REVENUES OVER (UNDER) EXPENDITURES	36,419	(11,200)	(10,200)	(154,900)
FUND BALANCE CALCULATIONS				
FUND BALANCE: JANUARY 1	367,581	404,000	404,000	393,800
REVENUES - SEE DETAIL	84,495	32,000	15,500	15,300
EXPENDITURES - SEE DETAIL	(48,076)	(43,200)	(25,700)	(170,200)
ADJUSTMENTS TO GAAP BASIS OF ACCOUNTING				
LOAN REPAYMENTS	-	-	-	-
FUND BALANCE: DECEMBER 31	404,000	392,800	393,800	238,900
FUND BALANCE RESTRICTIONS				
COUNCIL RESTRICTED FUND BALANCE				
NONE	-	-	-	-
LEGALLY RESTRICTED FUND BALANCE				
NONE	-	-	-	-
UNRESTRICTED FUND BALANCE	404,000	392,800	393,800	238,900
FUND BALANCE: DECEMBER 31	404,000	392,800	393,800	238,900

TOWN OF RANGELY, COLORADO
RANGELY DEVELOPMENT AGENCY FUND SUMMARY

-

	Year 2010 Actual	Year 2011 Approved	Year 2011 Estimated	Year 2012 Proposed
CASH BALANCE CALCULATIONS				
CASH: JANUARY 1	371,695	408,105	408,105	393,800
PREVIOUS YEAR END ACCRUALS				
RECEIPT OF RECEIVABLES AND OTHER ASSETS				
INTEREST RECEIVABLE	42	42	42	-
PAYMENT OF EXPENSES AND OTHER LIABILITIES				
ACCOUNTS PAYABLE	(4,156)	(4,147)	(4,147)	-
TOTAL - BEGINNING OF YEAR	367,581	404,000	404,000	393,800
REVENUES - SEE DETAIL	84,495	32,000	15,500	15,300
TOTAL CASH AND REVENUES AVAILABLE	452,076	436,000	419,500	409,100
EXPENSES - SEE DETAIL	48,076	43,200	25,700	170,200
YEAR END ACCRUALS				
RECEIVABLES AND OTHER ASSETS				
INTEREST RECEIVABLE	(42)	-	-	-
EXPENSES AND OTHER LIABILITIES				
ACCOUNTS PAYABLE	4,147	-	-	-
TOTAL YEAR END ACCRUALS	4,105	-	-	-
TOTAL EXPENSES AND ACCRUALS	43,971	43,200	25,700	170,200
CASH: DECEMBER 31	408,105	392,800	393,800	238,900
CASH BALANCE RESTRICTIONS				
COUNCIL RESTRICTED CASH BALANCE				
NONE	-	-	-	-
LEGALLY RESTRICTED CASH BALANCE				
NONE	-	-	-	-
UNRESTRICTED CASH BALANCE	408,105	392,800	393,800	238,900
CASH: DECEMBER 31	408,105	392,800	393,800	238,900

TOWN OF RANGELY, COLORADO

RANGELY DEVELOPMENT AGENCY FUND REVENUES

-

Account	Description	Year 2010 Actual	Year 2011 Approved	Year 2011 Estimated	Year 2012 Proposed
73-30-200	INTEREST EARNINGS CD	852	2,000	500	300
73-30-500	MISCELLANEOUS INCOME	83,644	30,000	15,000	15,000
	TOTAL RDA FUND REVENUES	**84,495**	**32,000**	**15,500**	**15,300**

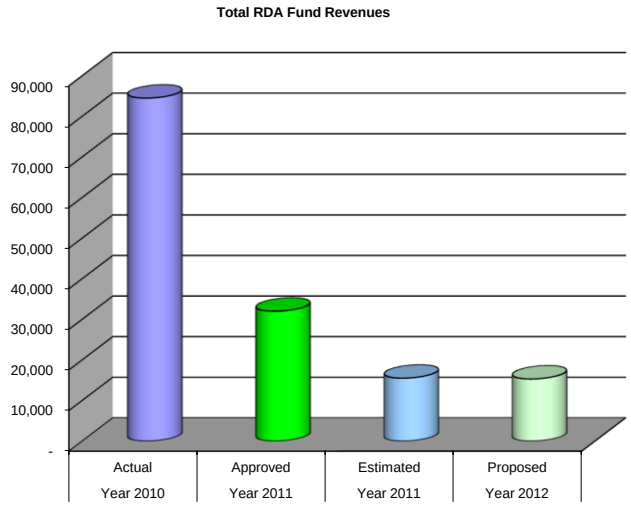

TOWN OF RANGELY, COLORADO
RANGELY DEVELOPMENT AGENCY FUND EXPENSES

-

Account	Description	Year 2010 Actual	Year 2011 Approved	Year 2011 Estimated	Year 2012 Proposed
73-40-200	ADMINISTRATIVE EXPENSE	-	13,000	500	-
73-40-210	TRAVEL/MEETING	-	-	-	-
73-40-220	PROF/TECH SERVICES	47,893	30,000	25,000	150,000
73-40-270	UTILITIES	183	200	200	200
	TOTAL OPERATING	**48,076**	**43,200**	**25,700**	**150,200**
73-40-700	CAPITAL OUTLAY	-	-	-	-
73-40-800	CAPITAL IMPROVEMENTS	-	-	-	20,000
	TOTAL CAPITAL	**-**	**-**	**-**	**20,000**
	TOTAL RDA FUND EXPENSES	**48,076**	**43,200**	**25,700**	**170,200**
	REVENUES OVER (UNDER) EXPENSES	**36,419**	**(11,200)**	**(10,200)**	**(154,900)**

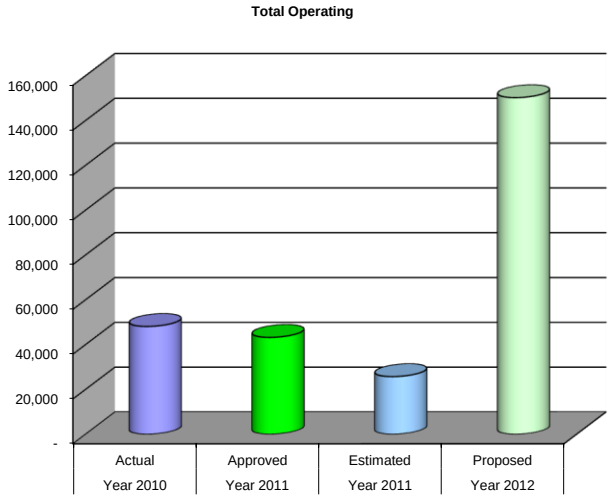

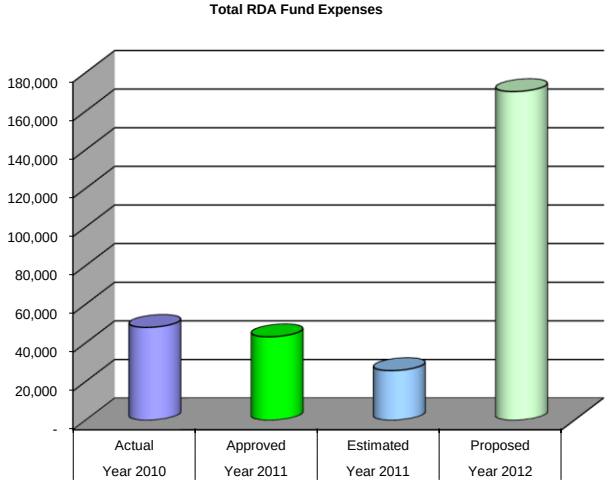

TOWN OF RANGELY, COLORADO
CONSERVATION TRUST FUND SUMMARY

-

	Year 2010 Actual	Year 2011 Approved	Year 2011 Estimated	Year 2012 Proposed
SUMMARY OF REVENUES AND EXPENDITURES				
REVENUES - SEE DETAIL	10,333	52,500	52,500	156,000
DEBT SERVICE - SEE DETAIL	-	-	-	-
CHARGES FOR SERVICES - SEE DETAIL	-	-	-	-
OPERATING EXPENDITURES - SEE DETAIL	-	-	-	-
CAPITAL EXPENSES - SEE DETAIL	-	(57,000)	(30,000)	(167,500)
REVENUES OVER (UNDER) EXPENDITURES	10,333	(4,500)	22,500	(11,500)
FUND BALANCE CALCULATIONS				
FUND BALANCE: JANUARY 1	99,656	109,989	109,989	132,489
REVENUES - SEE DETAIL	10,333	52,500	52,500	156,000
EXPENDITURES - SEE DETAIL	-	(57,000)	(30,000)	(167,500)
ADJUSTMENTS TO GAAP BASIS OF ACCOUNTING				
NONE	-	-	-	-
FUND BALANCE: DECEMBER 31	109,989	105,489	132,489	120,989
FUND BALANCE RESTRICTIONS				
COUNCIL RESTRICTED FUND BALANCE				
NONE	-	-	-	-
LEGALLY RESTRICTED FUND BALANCE				
NONE	-	-	-	-
UNRESTRICTED FUND BALANCE	109,989	105,489	132,489	120,989
FUND BALANCE: DECEMBER 31	109,989	105,489	132,489	120,989

TOWN OF RANGELY, COLORADO
CONSERVATION TRUST FUND SUMMARY

-

	Year 2010 Actual	Year 2011 Approved	Year 2011 Estimated	Year 2012 Proposed
CASH BALANCE CALCULATIONS				
CASH: JANUARY 1	99,573	109,908	109,908	132,489
PREVIOUS YEAR END ACCRUALS				
RECEIPT OF RECEIVABLES AND OTHER ASSETS				
INTEREST RECEIVABLE	83	81	81	-
PAYMENT OF EXPENSES AND OTHER LIABILITIES				
ACCOUNTS PAYABLE	-	-	-	-
TOTAL - BEGINNING OF YEAR	99,656	109,989	109,989	132,489
REVENUES - SEE DETAIL	10,333	52,500	52,500	156,000
TOTAL CASH AND REVENUES AVAILABLE	109,989	162,489	162,489	288,489
EXPENSES - SEE DETAIL	-	57,000	30,000	167,500
YEAR END ACCRUALS				
RECEIVABLES AND OTHER ASSETS				
INTEREST RECEIVABLE	(81)	-	-	-
EXPENSES AND OTHER LIABILITIES				
DEFERRED REVENUE	-	-	-	-
TOTAL YEAR END ACCRUALS	(81)	-	-	-
TOTAL EXPENSES AND ACCRUALS	81	57,000	30,000	167,500
CASH: DECEMBER 31	109,908	105,489	132,489	120,989
CASH BALANCE RESTRICTIONS				
COUNCIL RESTRICTED CASH BALANCE				
NONE	-	-	-	-
LEGALLY RESTRICTED CASH BALANCE				
NONE	-	-	-	-
UNRESTRICTED CASH BALANCE	109,908	105,489	132,489	120,989
CASH: DECEMBER 31	109,908	105,489	132,489	120,989

TOWN OF RANGELY, COLORADO
CONSERVATION TRUST FUND REVENUES

-

Account	Description	Year 2010 Actual	Year 2011 Approved	Year 2011 Estimated	Year 2012 Proposed
74-30-100	LOTTERY DISTRIBUTION	9,582	10,000	10,000	12,000
74-30-200	INTEREST INCOME	752	2,500	2,500	4,000
74-30-300	MISCELLANEOUS REVENUES/GRANTS	-	40,000	40,000	140,000
	TOTAL CTF REVENUES	**10,333**	**52,500**	**52,500**	**156,000**

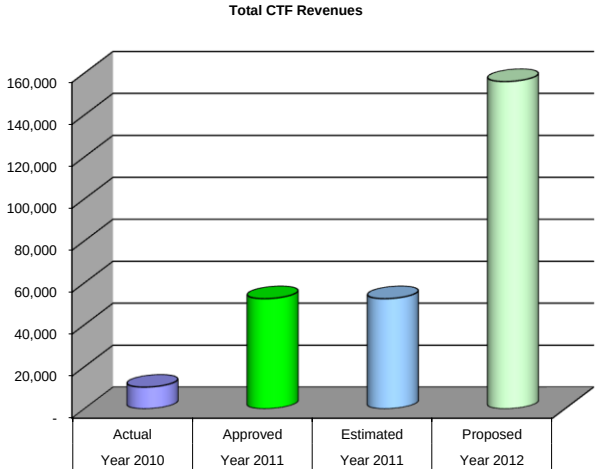

TOWN OF RANGELY, COLORADO
CONSERVATION TRUST FUND EXPENSES

-

Account	Description	Year 2010 Actual	Year 2011 Approved	Year 2011 Estimated	Year 2012 Proposed
74-40-123	SEASONAL	-	-	-	-
74-40-131	PAYROLL TAXES	-	-	-	-
74-40-135	WORKERS' COMPENSATION	-	-	-	-
74-40-220	PROFESSIONAL & TECHNICAL SERVICES	-	-	-	-
74-40-600	TRANSFER TO GF	-	-	-	-
74-40-700	CAPITAL OUTLAY	-	-	-	7,500
74-40-800	CAPITAL IMPROVEMENTS	-	57,000	30,000	160,000
	TOTAL CTF EXPENSES	**-**	**57,000**	**30,000**	**167,500**
	REVENUES OVER (UNDER) EXPENSES	**10,333**	**(4,500)**	**22,500**	**(11,500)**

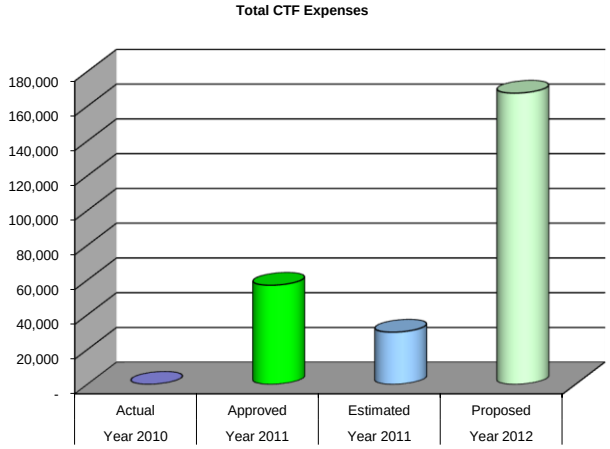

TOWN OF RANGELY, COLORADO
HOUSING ASSISTANCE FUND SUMMARY

-

	Year 2010 Actual	Year 2011 Approved	Year 2011 Estimated	Year 2012 Proposed
SUMMARY OF REVENUES AND EXPENDITURES				
REVENUES - SEE DETAIL	41,082	52,500	52,500	52,500
DEBT SERVICE - SEE DETAIL	-	-	-	-
CHARGES FOR SERVICES - SEE DETAIL	-	-	-	-
OPERATING EXPENDITURES - SEE DETAIL	(92)	(52,500)	-	(12,500)
CAPITAL EXPENSES - SEE DETAIL	-		-	-
REVENUES OVER (UNDER) EXPENDITURES	40,990	-	52,500	40,000
FUND BALANCE CALCULATIONS				
FUND BALANCE: JANUARY 1	721,711	762,701	762,701	815,201
REVENUES - SEE DETAIL	41,082	52,500	52,500	52,500
EXPENDITURES - SEE DETAIL	(92)	(52,500)	-	(12,500)
ADJUSTMENTS TO GAAP BASIS OF ACCOUNTING				
NONE	-	-	-	-
FUND BALANCE: DECEMBER 31	762,701	762,701	815,201	855,201
FUND BALANCE RESTRICTIONS				
COUNCIL RESTRICTED FUND BALANCE				
NONE	-	-	-	-
LEGALLY RESTRICTED FUND BALANCE				
NONE	-	-	-	-
UNRESTRICTED FUND BALANCE	762,701	762,701	815,201	855,201
FUND BALANCE: DECEMBER 31	762,701	762,701	815,201	855,201

TOWN OF RANGELY, COLORADO
HOUSING ASSISTANCE FUND SUMMARY

-

	Year 2010 Actual	Year 2011 Approved	Year 2011 Estimated	Year 2012 Proposed
CASH BALANCE CALCULATIONS				
CASH: JANUARY 1	721,291	762,290	762,290	815,201
PREVIOUS YEAR END ACCRUALS				
RECEIPT OF RECEIVABLES AND OTHER ASSETS				
INTEREST RECEIVABLE	420	411	411	-
PAYMENT OF EXPENSES AND OTHER LIABILITIES				
ACCOUNTS PAYABLE	-	-	-	-
TOTAL - BEGINNING OF YEAR	721,711	762,701	762,701	815,201
REVENUES - SEE DETAIL	41,082	52,500	52,500	52,500
TOTAL CASH AND REVENUES AVAILABLE	762,793	815,201	815,201	867,701
EXPENSES - SEE DETAIL	92	52,500	-	12,500
YEAR END ACCRUALS				
RECEIVABLES AND OTHER ASSETS				
INTEREST RECEIVABLE	(411)	-	-	-
EXPENSES AND OTHER LIABILITIES				
ACCOUNTS PAYABLE	-	-	-	-
TOTAL YEAR END ACCRUALS	(411)	-	-	-
TOTAL EXPENSES AND ACCRUALS	503	52,500	-	12,500
CASH: DECEMBER 31	762,290	762,701	815,201	855,201
CASH BALANCE RESTRICTIONS				
COUNCIL RESTRICTED CASH BALANCE				
NONE	-	-	-	-
LEGALLY RESTRICTED CASH BALANCE				
NONE	-	-	-	-
UNRESTRICTED CASH BALANCE	762,290	762,701	815,201	855,201
CASH: DECEMBER 31	762,290	762,701	815,201	855,201

TOWN OF RANGELY, COLORADO

HOUSING ASSISTANCE FUND REVENUES

-

Account	Description	Year 2010 Actual	Year 2011 Approved	Year 2011 Estimated	Year 2012 Proposed
75-30-200	LOT SALES	36,989	50,000	50,000	50,000
75-30-300	LOAN REPAYMENTS/CNCC	-	-	-	-
75-30-350	GRANTS & LOANS	-	-	-	-
75-30-400	INTEREST	4,093	2,500	2,500	2,500
75-30-500	MISCELLANEOUS	-	-	-	-
	TOTAL HOUSING ASSISTANCE REVENUES	**41,082**	**52,500**	**52,500**	**52,500**

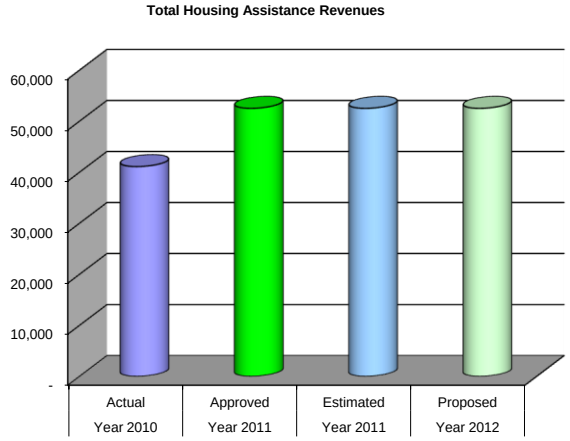

TOWN OF RANGELY, COLORADO

HOUSING ASSISTANCE FUND EXPENSES

-

Account	Description	Year 2010 Actual	Year 2011 Approved	Year 2011 Estimated	Year 2012 Proposed
75-40-220	PROF/TECH SERVICES	-	2,500	-	2,500
75-40-230	LOT SALES EXPENSE	92	10,000	-	10,000
75-40-240	HOUSING DEVELOPMENT	-	-	-	-
75-40-260	MOBILE HOME RELOCATION	-	-	-	-
75-40-700	CAPITAL OUTLAY	-	-	-	-
75-40-800	CAPITAL IMPROVEMENTS	-	40,000	-	-
	TOTAL HOUSING ASSISTANCE EXPENSES	**92**	**52,500**	**-**	**12,500**
	REVENUES OVER (UNDER) EXPENSES	**40,990**	**-**	**52,500**	**40,000**

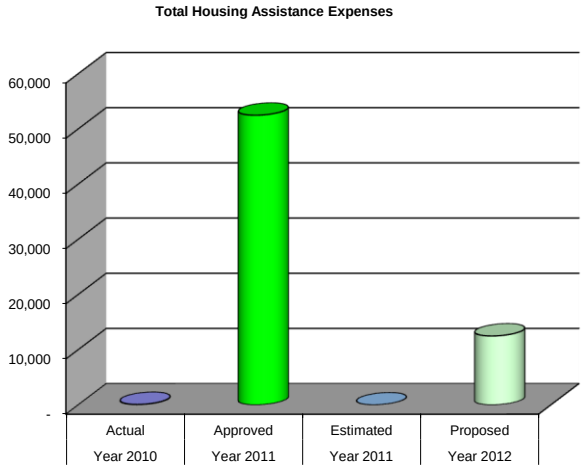

TOWN OF RANGELY, COLORADO

RANGELY DEVELOPMENT CORPORATION FUND SUMMARY

-

	Year 2010 Actual	Year 2011 Approved	Year 2011 Estimated	Year 2012 Proposed
SUMMARY OF REVENUES AND EXPENDITURES				
REVENUES - SEE DETAIL	4,602	5,000	3,000	5,000
DEBT SERVICE - SEE DETAIL	-	-	-	-
CHARGES FOR SERVICES - SEE DETAIL	-	-	-	-
OPERATING EXPENDITURES - SEE DETAIL	(10)	(500)	(100)	(500)
CAPITAL EXPENSES - SEE DETAIL		-	-	-
REVENUES OVER (UNDER) EXPENDITURES	4,592	4,500	2,900	4,500
FUND BALANCE CALCULATIONS				
FUND BALANCE: JANUARY 1	295,879	300,471	300,471	303,371
REVENUES - SEE DETAIL	4,602	5,000	3,000	5,000
EXPENDITURES - SEE DETAIL	(10)	(500)	(100)	(500)
ADJUSTMENTS TO GAAP BASIS OF ACCOUNTING				
PRINCIPAL PAYMENTS RECEIVED	-	-	-	-
FUND BALANCE: DECEMBER 31	300,471	304,971	303,371	307,871
FUND BALANCE RESTRICTIONS				
COUNCIL RESTRICTED FUND BALANCE				
NONE	-	-	-	-
LEGALLY RESTRICTED FUND BALANCE				
WHITE RIVER MARKET BOND	135,000	135,000	135,000	135,000
UNRESTRICTED FUND BALANCE	165,471	169,971	168,371	172,871
FUND BALANCE: DECEMBER 31	300,471	304,971	303,371	307,871

TOWN OF RANGELY, COLORADO

RANGELY DEVELOPMENT CORPORATION FUND SUMMARY

-

	Year 2010 Actual	Year 2011 Approved	Year 2011 Estimated	Year 2012 Proposed
CASH BALANCE CALCULATIONS				
CASH: JANUARY 1	294,616	300,470	300,470	303,370
PREVIOUS YEAR END ACCRUALS				
RECEIPT OF RECEIVABLES AND OTHER ASSETS				
NONE	1,262	-	-	-
PAYMENT OF EXPENSES AND OTHER LIABILITIES				
NONE	-	-	-	-
TOTAL - BEGINNING OF YEAR	295,878	300,470	300,470	303,370
REVENUES - SEE DETAIL	4,602	5,000	3,000	5,000
TOTAL CASH AND REVENUES AVAILABLE	300,480	305,470	303,470	308,370
EXPENSES - SEE DETAIL	10	500	100	500
YEAR END ACCRUALS				
RECEIVABLES AND OTHER ASSETS				
VARIOUS	-	-	-	-
EXPENSES AND OTHER LIABILITIES				
NONE	-	-	-	-
TOTAL YEAR END ACCRUALS	-	-	-	-
TOTAL EXPENSES AND ACCRUALS	10	500	100	500
CASH: DECEMBER 31	300,470	304,970	303,370	307,870
CASH BALANCE RESTRICTIONS				
COUNCIL RESTRICTED CASH BALANCE				
NONE	-	-	-	-
LEGALLY RESTRICTED CASH BALANCE				
WHITE RIVER MARKET BOND	135,000	135,000	135,000	135,000
UNRESTRICTED CASH BALANCE	165,470	169,970	168,370	172,870
CASH: DECEMBER 31	300,470	304,970	303,370	307,870

TOWN OF RANGELY, COLORADO

RANGELY DEVELOPMENT CORPORATION FUND REVENUES

-

Account	Description	Year 2010 Actual	Year 2011 Approved	Year 2011 Estimated	Year 2012 Proposed
76-30-200	PRINCIPAL ONLOAN	-	-	-	-
76-30-300	INTEREST INCOME	4,602	5,000	3,000	5,000
76-30-400	MISCELLANEOUS	-	-	-	-
	TOTAL RDC REVENUES	**4,602**	**5,000**	**3,000**	**5,000**

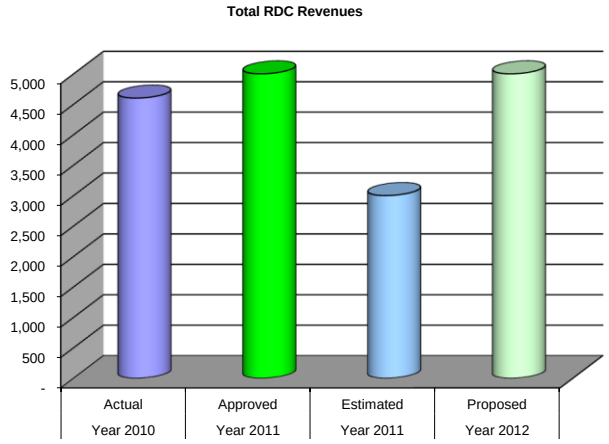

TOWN OF RANGELY, COLORADO

RANGELY DEVELOPMENT CORPORATION FUND EXPENSES

-
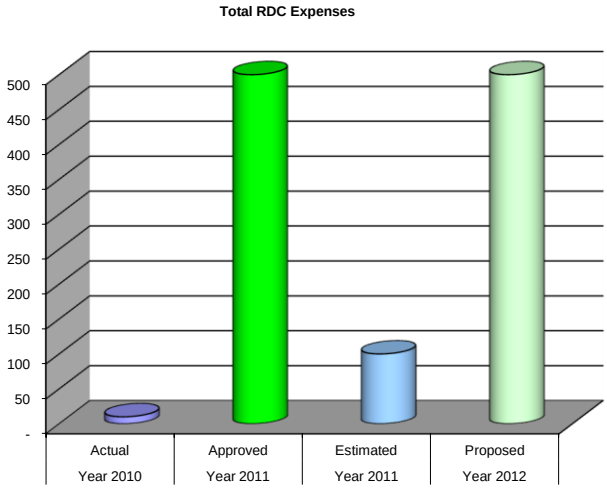
Account	Description	Year 2010 Actual	Year 2011 Approved	Year 2011 Estimated	Year 2012 Proposed
76-40-220	PROF/TECH SERVICES	10	500	100	500
76-40-800	CAPITAL IMPROVEMENTS-BUSINESS DEVELOPMEI	-	-	-	-
	TOTAL RDC EXPENSES	**10**	**500**	**100**	**500**
	REVENUES OVER (UNDER) EXPENSES	**4,592**	**4,500**	**2,900**	**4,500**