

TOWN OF RANGELY, COLORADO
SUMMARY
2010 BUDGET

	Year 2008 Actual		Year 2009 Approved Budget		Year 2009 Estimated		Year 2010 Budget	
	Cash	Fund Balance	Cash	Fund Balance	Cash	Fund Balance	Cash	Fund Balance
<u>GENERAL FUND</u>								
BEGINNING OF YEAR	3,563,406	3,869,570	4,281,997	4,170,575	4,281,997	4,170,575	4,315,964	4,232,092
REVENUES	3,812,035	3,812,035	3,691,038	3,691,038	2,845,793	2,845,793	2,980,490	2,980,490
OPERATING EXPENDITURES	(2,095,813)	(2,095,813)	(2,535,246)	(2,535,246)	(2,197,575)	(2,197,575)	(2,453,169)	(2,453,169)
CAPITAL EXPENDITURES	(1,415,216)	(1,415,216)	(903,500)	(903,500)	(586,701)	(586,701)	(514,000)	(514,000)
GAAP/BUDGET BASIS ADJUSTMENT	417,586	-	(79,572)	-	(27,550)	-	-	-
END OF YEAR	4,281,997	4,170,575	4,454,717	4,422,867	4,315,964	4,232,092	4,329,285	4,245,413
<u>WATER FUND</u>								
BEGINNING OF YEAR	628,384	6,930,562	247,361	6,924,618	247,361	6,924,618	(74,900)	6,965,739
REVENUES	1,163,316	1,163,316	1,352,000	1,352,000	1,033,209	1,033,209	1,210,500	1,210,500
OPERATING EXPENDITURES	(912,685)	(912,685)	(932,290)	(932,290)	(845,095)	(845,095)	(728,617)	(728,617)
CAPITAL EXPENDITURES	(626,821)	(626,821)	(521,000)	(521,000)	(494,100)	(494,100)	(481,000)	(481,000)
GAAP/BUDGET BASIS ADJUSTMENT	(4,833)	370,246	(20,937)	410,797	(16,275)	347,107	-	336,056
END OF YEAR	247,361	6,924,618	125,134	7,234,125	(74,900)	6,965,739	(74,017)	7,302,678
<u>GAS FUND</u>								
BEGINNING OF YEAR	1,157,724	2,012,291	1,299,639	2,091,543	1,299,639	2,091,543	1,200,958	2,214,873
REVENUES	1,821,120	1,821,120	2,107,262	2,107,262	1,735,043	1,735,043	1,750,557	1,750,557
OPERATING EXPENDITURES	(1,647,224)	(1,647,224)	(2,007,354)	(2,007,354)	(1,541,713)	(1,541,713)	(1,571,513)	(1,571,513)
CAPITAL EXPENDITURES	(82,155)	(82,155)	(86,500)	(86,500)	(86,055)	(86,055)	(125,000)	(125,000)
GAAP/BUDGET BASIS ADJUSTMENT	50,175	(12,488)	(205,956)	16,500	(205,956)	16,055	-	-
END OF YEAR	1,299,639	2,091,543	1,107,091	2,121,451	1,200,958	2,214,873	1,255,002	2,268,917
<u>WASTEWATER FUND</u>								
BEGINNING OF YEAR	306,527	1,976,110	227,332	1,997,097	227,332	1,997,097	59,319	1,912,765
REVENUES	521,292	521,292	646,500	646,500	457,613	457,613	527,000	527,000
OPERATING EXPENDITURES	(342,796)	(342,796)	(400,452)	(400,452)	(402,888)	(402,888)	(281,355)	(281,355)
CAPITAL EXPENDITURES	(262,418)	(262,418)	(500,000)	(500,000)	(211,428)	(211,428)	(242,000)	(242,000)
GAAP/BUDGET BASIS ADJUSTMENT	4,729	104,911	(11,310)	390,000	(11,310)	72,371	-	-
END OF YEAR	227,332	1,997,097	(37,930)	2,133,145	59,319	1,912,765	62,964	1,916,410
<u>HOUSING AUTHORITY FUND</u>								
BEGINNING OF YEAR	68,634	56,191	51,382	30,876	51,382	30,876	67,359	61,220
REVENUES	272,764	272,764	246,300	246,300	227,416	227,416	318,750	318,750
OPERATING EXPENDITURES	(222,630)	(222,630)	(219,140)	(219,140)	(193,843)	(193,843)	(208,141)	(208,141)
CAPITAL EXPENDITURES	(75,449)	(75,449)	(22,000)	(22,000)	(3,229)	(3,229)	(90,000)	(90,000)
GAAP/BUDGET BASIS ADJUSTMENT	8,063	-	(14,367)	-	(14,367)	-	2,300	-
END OF YEAR	51,382	30,876	42,175	36,036	67,359	61,220	90,268	81,829

TOWN OF RANGELY, COLORADO
SUMMARY
2010 BUDGET

	Year 2008 Actual		Year 2009 Approved Budget		Year 2009 Estimated		Year 2010 Budget	
	Cash	Fund Balance	Cash	Fund Balance	Cash	Fund Balance	Cash	Fund Balance
<u>FOUNDATION FOR PUBLIC GIVING FUND</u>								
BEGINNING OF YEAR	259,021	260,236	267,541	268,325	267,541	268,325	268,325	268,325
REVENUES	8,089	8,089	11,000	11,000	10,000	10,000	10,000	10,000
OPERATING EXPENDITURES	-	-	(10,000)	(10,000)	(10,000)	(10,000)	(10,000)	(10,000)
CAPITAL EXPENDITURES	-	-	-	-	-	-	-	-
GAAP/BUDGET BASIS ADJUSTMENT	431	-	784	-	784	-	-	-
END OF YEAR	267,541	268,325	269,325	269,325	268,325	268,325	268,325	268,325
<u>RDA FUND</u>								
BEGINNING OF YEAR	367,304	361,813	408,920	403,630	408,920	403,630	404,361	404,361
REVENUES	99,537	99,537	51,500	51,500	54,830	54,830	66,000	66,000
OPERATING EXPENDITURES	(738)	(738)	(50,250)	(50,250)	(54,099)	(54,099)	(65,250)	(65,250)
CAPITAL EXPENDITURES	(56,983)	(56,983)	-	-	-	-	-	-
GAAP/BUDGET BASIS ADJUSTMENT	(201)	-	(5,290)	-	(5,290)	-	-	-
END OF YEAR	408,920	403,630	404,880	404,880	404,361	404,361	405,111	405,111
<u>CONSERVATION TRUST FUND</u>								
BEGINNING OF YEAR	83,446	83,591	95,483	95,576	95,483	95,576	108,827	108,827
REVENUES	11,985	11,985	18,000	18,000	20,251	20,251	18,000	18,000
OPERATING EXPENDITURES	-	-	-	-	-	-	-	-
CAPITAL EXPENDITURES	-	-	-	-	(7,000)	(7,000)	(57,000)	(57,000)
GAAP/BUDGET BASIS ADJUSTMENT	52	-	93	-	93	-	-	-
END OF YEAR	95,483	95,576	113,576	113,576	108,827	108,827	69,827	69,827
<u>HOUSING ASSISTANCE FUND</u>								
BEGINNING OF YEAR	511,502	512,234	730,168	730,640	730,168	730,640	735,274	735,274
REVENUES	267,558	267,558	156,500	156,500	77,850	77,850	77,500	77,500
OPERATING EXPENDITURES	(300,667)	(300,667)	(10,500)	(10,500)	(6,620)	(6,620)	(8,500)	(8,500)
CAPITAL EXPENDITURES	(35,506)	(35,506)	(200,000)	(200,000)	(75,000)	(75,000)	(75,000)	(75,000)
GAAP/BUDGET BASIS ADJUSTMENT	260	-	472	-	472	-	-	-
END OF YEAR	443,147	443,619	676,640	676,640	726,870	726,870	729,274	729,274
<u>RANGELY DEVELOPMENT CORP. FUND</u>								
BEGINNING OF YEAR	253,109	281,278	283,070	289,229	283,070	289,229	289,551	295,710
REVENUES	8,001	8,001	8,500	8,500	6,481	6,481	2,500	2,500
OPERATING EXPENDITURES	-	-	-	-	-	-	-	-
CAPITAL EXPENDITURES	-	-	-	-	-	-	-	-
GAAP/BUDGET BASIS ADJUSTMENT	22,010	-	-	-	-	-	-	-
END OF YEAR	283,120	289,279	291,570	297,729	289,551	295,710	292,051	298,210

TOWN OF RANGELY, COLORADO
GENERAL FUND SUMMARY
2010 BUDGET

	Year 2008 Actual	Year 2009 Approved	Year 2009 Estimated	Year 2010 Budget
<u>SUMMARY OF REVENUES AND EXPENDITURES</u>				
REVENUES - SEE DETAIL	3,812,035	3,691,038	2,845,793	2,980,490
DEBT SERVICE - SEE DETAIL	-	-	-	-
CHARGES FOR SERVICES - SEE DETAIL	-	-	-	-
OPERATING EXPENDITURES - SEE DETAIL	(2,095,813)	(2,535,246)	(2,197,575)	(2,453,169)
CAPITAL EXPENDITURES - SEE DETAIL	(1,415,216)	(903,500)	(586,701)	(514,000)
REVENUES OVER (UNDER) EXPENDITURES	<u>301,005</u>	<u>252,292</u>	<u>61,517</u>	<u>13,321</u>

FUND BALANCE CALCULATIONS

FUND BALANCE: JANUARY 1	3,869,570	4,170,575	4,170,575	4,232,092
REVENUES - SEE DETAIL	3,812,035	3,691,038	2,845,793	2,980,490
TOTAL EXPENDITURES - SEE DETAIL	(3,511,030)	(3,438,746)	(2,784,276)	(2,967,169)
ADJUSTMENTS TO GAAP BASIS OF ACCOUNTING				
NONE	-	-	-	-
FUND BALANCE: DECEMBER 31	<u>4,170,575</u>	<u>4,422,867</u>	<u>4,232,092</u>	<u>4,245,413</u>

FUND BALANCE RESTRICTIONS

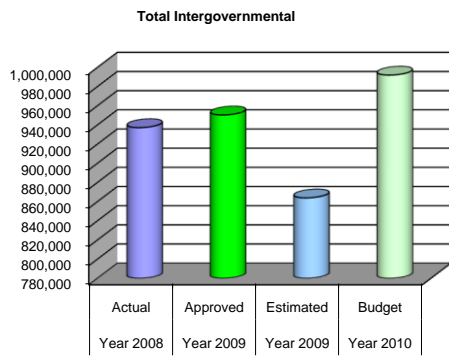
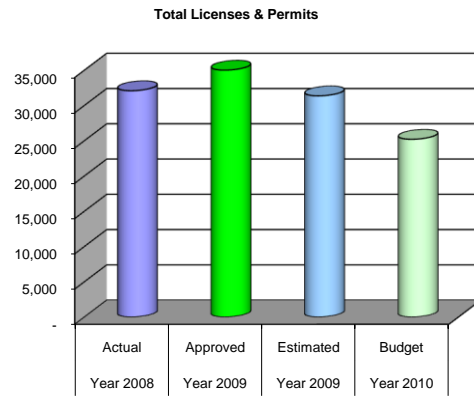
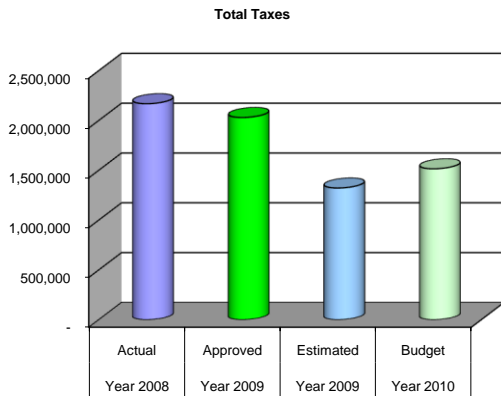
COUNCIL RESTRICTED FUND BALANCE				
DEVELOPER FEES	-	-	-	-
EQUIPMENT RESERVES	473,604	473,604	452,856	495,832
CAPITAL RESERVES	-	-	-	142,925
SELF INSURANCE	9,286	14,838	10,830	30,000
LEGALLY RESTRICTED FUND BALANCE				
TABOR	74,891	110,731	85,374	89,415
UNRESTRICTED FUND BALANCE	<u>3,612,794</u>	<u>3,823,694</u>	<u>3,683,032</u>	<u>3,487,241</u>
FUND BALANCE: DECEMBER 31	<u>4,170,575</u>	<u>4,422,867</u>	<u>4,232,092</u>	<u>4,245,413</u>

TOWN OF RANGELY, COLORADO
GENERAL FUND SUMMARY
2010 BUDGET

	Year 2008 Actual	Year 2009 Approved	Year 2009 Estimated	Year 2010 Budget
<u>CASH BALANCE CALCULATIONS</u>				
CASH: JANUARY 1	3,563,406	4,281,997	4,281,997	4,315,964
PREVIOUS YEAR END ACCRUALS				
RECEIPT OF RECEIVABLES AND OTHER ASSETS				
INTEREST RECEIVABLE	15,515	16,019	16,019	-
DUE FROM STATE	404,012	169,347	169,347	-
PREPAID EXPENSES	-	-	-	-
REMOVAL OF RESERVE	-	-	-	-
PAYMENT OF EXPENSES AND OTHER LIABILITIES				
ACCOUNTS PAYABLE	(41,781)	(214,255)	(214,255)	-
PAYROLL LIABILITIES	(71,582)	(82,533)	(82,533)	-
TOTAL - BEGINNING OF YEAR	3,869,570	4,170,575	4,170,575	4,315,964
REVENUES - SEE DETAIL	3,812,035	3,691,038	2,845,793	2,980,490
TOTAL CASH AND REVENUES AVAILABLE	7,681,605	7,861,613	7,016,368	7,296,454
TOTAL EXPENDITURES - SEE DETAIL	3,511,030	3,438,746	2,784,276	2,967,169
YEAR END ACCRUALS				
RECEIVABLES AND OTHER ASSETS				
INTEREST RECEIVABLE	(16,019)	-	-	-
DUE FROM STATE	(169,347)	-	-	-
REMOVAL OF RESERVE	-	-	-	-
EXPENSES AND OTHER LIABILITIES				
ACCOUNTS PAYABLE	214,255	-	-	-
PAYROLL LIABILITIES	82,533	31,850	83,872	-
TOTAL YEAR END ACCRUALS	111,422	31,850	83,872	-
TOTAL EXPENSES AND ACCRUALS	3,399,608	3,406,896	2,700,404	2,967,169
CASH: DECEMBER 31	4,281,997	4,454,717	4,315,964	4,329,285
<u>CASH BALANCE RESTRICTIONS</u>				
COUNCIL RESTRICTED CASH BALANCE				
DEVELOPER FEES	-	-	-	-
EQUIPMENT RESERVES	473,604	473,604	452,856	495,832
CAPITAL RESERVES	-	-	-	142,925
SELF INSURANCE	8,742	14,838	10,830	30,000
LEGALLY RESTRICTED CASH BALANCE				
TABOR	87,075	110,731	85,374	89,415
UNRESTRICTED CASH BALANCE	3,712,576	3,855,544	3,766,904	3,571,113
CASH: DECEMBER 31	4,281,997	4,454,717	4,315,964	4,329,285

TOWN OF RANGELY, COLORADO
GENERAL FUND REVENUES

Account	Description	Year 2008 Actual	Year 2009 Approved	Year 2009 Estimated	Year 2010 Budget
TAXES					
10-31-100	GENERAL PROPERTY TAXES	137,787	140,000	151,388	195,000
10-31-200	SPECIFIC OWNERSHIP TAXES	11,623	13,000	8,824	12,000
10-31-300	GENERAL SALES TAX	1,005,696	850,000	832,484	900,000
10-31-400	GENERAL USE TAX	-	-	-	-
10-31-500	CIGARETTE TAX	3,530	3,000	2,168	3,000
10-31-600	BUSINESS TAX	66,651	60,000	48,699	60,000
10-31-700	SEVERANCE TAX	641,911	674,000	120,000	110,000
10-31-800	MOTOR VEHICLE SALES TAX	38,661	50,000	21,146	35,000
10-31-900	MOTOR VEHICLE USE TAX	262,485	240,000	137,442	200,000
TOTAL TAXES		2,168,344	2,030,000	1,322,151	1,515,000
LICENSES AND PERMITS					
10-32-100	BUSINESS LICENSE	11,900	9,000	9,020	9,000
10-32-200	LIQUOR LICENSE	1,074	1,000	4,130	1,200
10-32-400	BUILDING PERMITS	19,108	25,000	18,206	15,000
10-32-500	ANIMAL LICENSES	-	-	-	-
TOTAL LICENSES AND PERMITS		32,082	35,000	31,356	25,200
INTERGOVERNMENTAL					
10-33-200	HIGHWAY USERS	71,726	70,000	58,861	70,000
10-33-300	MOTOR VEHICLE REGISTRATION	11,672	12,000	11,972	12,000
10-33-400	BUILDING RENT/UTILITIES	16,007	15,000	14,068	15,000
10-33-500	MINERAL LEASE DISTRIBUTION	412,718	433,400	400,000	500,000
10-33-600	COUNTY ROAD & BRIDGE TAX SHARE	17,563	20,000	18,999	20,000
10-33-701	GRANTS - GOCO	-	-	-	-
10-33-710	POLICE DEPT GRANTS	-	10,000	10,000	75,000
10-33-750	DOW GRANT	-	-	-	-
10-33-760	ENERGY IMPACT ASST GRANTS	407,501	390,000	350,000	300,000
10-33-800	CCITF	-	-	-	-
TOTAL INTERGOVERNMENTAL		937,187	950,400	863,900	992,000



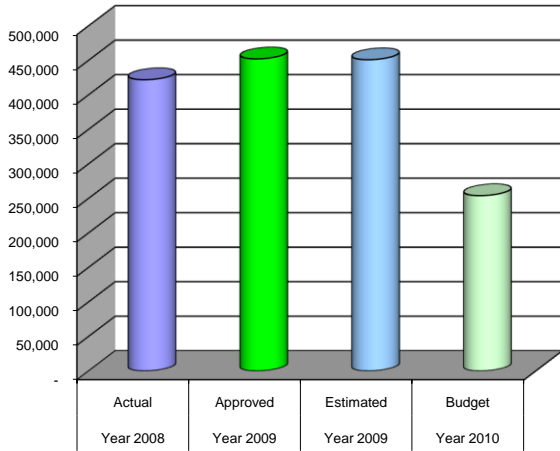
TOWN OF RANGELY, COLORADO
GENERAL FUND REVENUES

Account	Description	Year 2008 Actual	Year 2009 Approved	Year 2009 Estimated	Year 2010 Budget
CHARGES FOR SERVICES					
10-34-300	WASTEWATER FUND SERVICES	81,052	97,392	97,391	10,000
10-34-400	WATER FUND SERVICES	155,400	161,511	161,511	50,755
10-34-500	GAS FUND SERVICES	185,500	193,235	192,000	193,235
10-34-600	HOUSING AUTHORITY SERVICES	-	-	-	-
TOTAL CHARGES FOR SERVICES		421,952	452,138	450,902	253,990
MISCELLANEOUS					
10-36-100	INTEREST INCOME	168,988	125,000	117,743	115,000
10-36-200	MISCELLANEOUS INCOME	60,397	50,000	17,339	35,000
10-36-400	COURT FINES PD	15,500	20,000	18,853	20,000
10-36-410	BRAIN INJURY TRUST	1,068	500	565	500
10-36-420	OJW SURCHARGE	330	500	258	300
10-36-430	VICTIMS SURCHARGE	245	500	248	300
10-36-440	ANIMALS SURCHARGE	2,950	1,000	1,985	1,200
10-36-450	COURT SURCHARGES	130	2,000	1,815	2,000
10-36-500	PD MISCELLANEOUS	2,863	6,500	1,178	2,500
10-36-511	PD MISC GRANTS 911	-	10,000	10,000	10,000
10-36-515	COMMUNITY DEVELOPMENT MISC.	-	-	-	-
10-36-560	ENERGY REHAB LOAN	-	-	-	-
10-36-615	HOUSING REDEVELOPMENT FUNDING	-	-	-	-
10-36-650	FIRE DEPT-DISPATCH SERVICE	-	7,500	7,500	7,500
TOTAL MISCELLANEOUS		252,470	223,500	177,484	194,300
TOTAL GENERAL FUND REVENUES		3,812,035	3,691,038	2,845,793	2,980,490

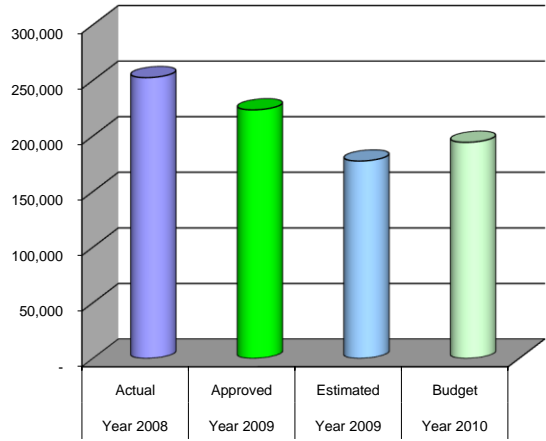
**TOWN OF RANGELY, COLORADO
GENERAL FUND REVENUES**

Account	Description	Year 2008 Actual	Year 2009 Approved	Year 2009 Estimated	Year 2010 Budget
---------	-------------	---------------------	-----------------------	------------------------	---------------------

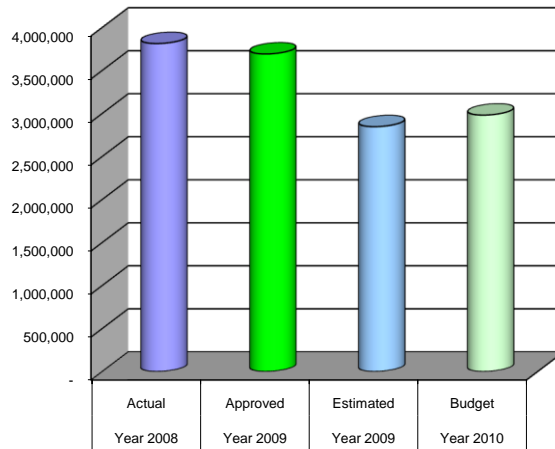
Total Charges for Services



Total Miscellaneous

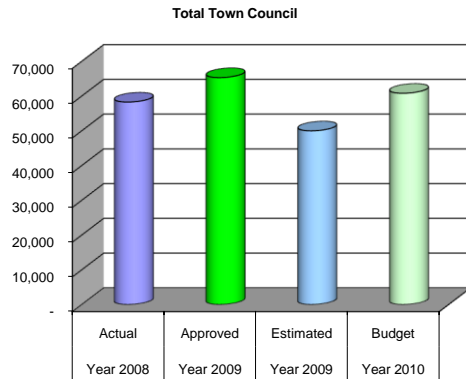


Total General Fund Revenues



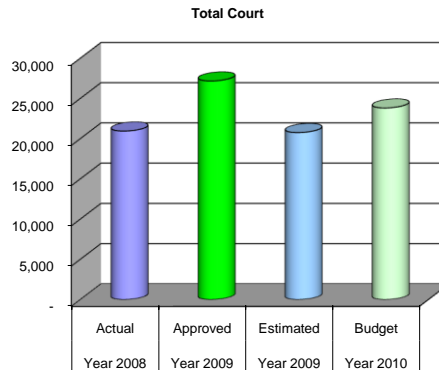
TOWN OF RANGELY, COLORADO
GENERAL FUND EXPENSES

Account	Description	Year 2008 Actual	Year 2009 Approved	Year 2009 Estimated	Year 2010 Budget
TOWN COUNCIL					
10-41-110	TOWN COUNCIL	9,210	11,000	10,285	11,000
10-41-121	OVERTIME	2,709	4,200	1,232	4,200
10-41-131	PAYROLL TAXES	213	350	96	350
10-41-132	RETIREMENT EXPENSE	135	210	61	210
10-41-133	HEALTH DENTAL VISION INSURANCE	607	1,000	-	-
10-41-134	LIFE INSURANCE	10	10	3	10
10-41-135	WORKERS' COMPENSATION	139	24	2	15
10-41-200	OFFICE SUPPLIES & EXPENSE	4,736	5,000	3,432	4,500
10-41-210	TRAVEL & MEETINGS	2,409	1,500	1,281	1,500
10-41-220	PROF/TECH SUPPORT/LEGAL	10,197	12,000	9,348	9,500
10-41-230	TRAINING & PROF DEVELOPMENT	-	1,000	1,000	1,000
10-41-240	PROPERTY/RISK INSURANCE	7,557	8,000	4,786	5,000
10-41-250	COMMUNICATIONS	526	1,000	18	1,000
10-41-400	DUES/CONTRIBUTIONS	15,244	15,000	14,930	15,000
10-41-450	ELECTIONS	3,442	2,000	2,000	4,500
10-41-500	GRANTS	1,120	3,000	1,500	3,000
TOTAL TOWN COUNCIL		58,255	65,294	49,974	60,785



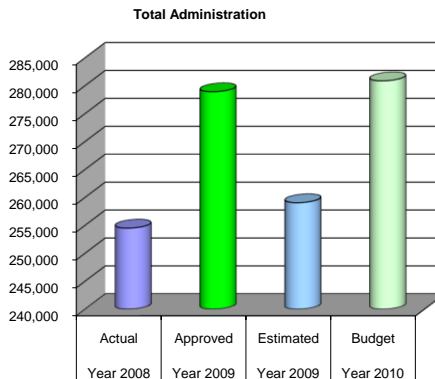
**TOWN OF RANGELY, COLORADO
GENERAL FUND EXPENSES**

Account	Description	Year 2008 Actual	Year 2009 Approved	Year 2009 Estimated	Year 2010 Budget
COURT					
10-42-110	JUDGES	3,607	3,625	3,600	3,600
10-42-118	ATTORNEY	11,541	12,000	10,501	12,000
10-42-119	COURT CLERK	3,630	3,500	3,395	3,626
10-42-131	PAYROLL TAXES	284	300	280	285
10-42-135	WORKERS' COMPENSATION	7	150	15	10
10-42-200	OFFICE SUPPLIES & EXPENSE	241	700	445	500
10-42-210	TRAVEL/MEETING/CONFERENCES	1,340	2,000	1,000	1,500
10-42-220	PROFESSIONAL SERVICES	-	1,000	450	600
10-42-230	TRAINING & PROF DEVELOPMENT	99	400	185	200
10-42-235	COURT REFUNDS	200	3,500	890	1,500
TOTAL COURT		20,950	27,175	20,761	23,821



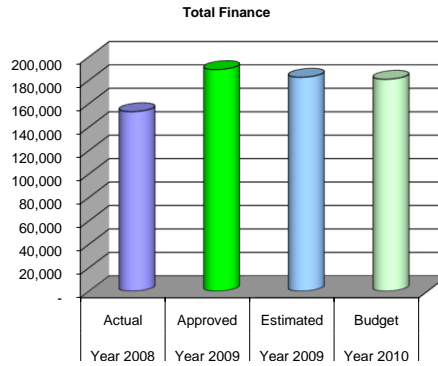
TOWN OF RANGELY, COLORADO
GENERAL FUND EXPENSES

Account	Description	Year 2008 Actual	Year 2009 Approved	Year 2009 Estimated	Year 2010 Budget
ADMINISTRATION					
10-43-110	TOWN MANAGER	108,251	87,125	94,925	94,925
10-43-111	ASST. MGR./E.D./P.Z./C.D./I.T.	21,067	-	-	-
10-43-112	ADMIN ASST/CLERK/WRV	-	29,693	27,763	29,693
10-43-121	OVERTIME	-	200	200	200
10-43-122	PART-TIME	-	-	-	-
10-43-123	SEASONAL	1,211	5,000	5,000	5,000
10-43-131	PAYROLL TAXES	10,105	16,000	15,559	16,000
10-43-132	RETIREMENT EXPENSE	8,213	7,000	6,662	7,000
10-43-133	HEALTH DENTAL VISION INSURANCE	12,658	14,000	12,479	14,000
10-43-134	LIFE INSURANCE	298	500	331	500
10-43-135	WORKERS' COMPENSATION	483	1,500	328	1,500
10-43-200	OFFICE SUPPLIES & EXPENSE	10,359	14,000	15,329	11,000
10-43-205	COMPUTER PROCESSING	3,245	5,000	8,930	7,000
10-43-210	TRAVEL & MEETINGS	3,033	4,500	7,737	4,500
10-43-220	PROF/TECH SERVICES	10,697	10,000	6,946	7,000
10-43-230	TRAINING & PROF DEVELOPMENT	171	1,000	240	500
10-43-240	PROPERTY/RISK INSURANCE	5,559	5,900	3,490	4,000
10-43-250	COMMUNICATIONS	13,839	16,500	12,721	12,000
10-43-260	BUILDING MAINTENANCE - MINOR	-	500	348	400
10-43-270	UTILITIES	25,914	30,000	24,416	26,000
10-43-280	VEHICLE OPERATIONS & MAINT	899	4,800	111	1,000
10-43-285	FUEL	2,148	3,500	1,700	2,500
10-43-305	RECRUITMENT	16,295	15,000	5,500	5,000
10-43-320	UNIFORMS	62	200	139	150
TOTAL OPERATING EXPENDITURES		254,506	271,918	250,854	249,868
10-43-700	CAPITAL OUTLAY	-	7,000	8,201	31,000
TOTAL CAPITAL OUTLAY		-	7,000	8,201	31,000
TOTAL ADMINISTRATION		254,506	278,918	259,055	280,868



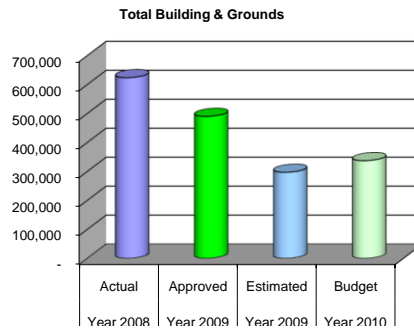
TOWN OF RANGELY, COLORADO
GENERAL FUND EXPENSES

Account	Description	Year 2008 Actual	Year 2009 Approved	Year 2009 Estimated	Year 2010 Budget
FINANCE					
10-44-110	ADMIN. ASST./ACCT. CLERK/TREASURER	41,551	46,498	42,398	45,284
10-44-111	UTILITY BILLING CLERK	31,028	32,700	30,556	32,636
10-44-121	OVERTIME	-	300	300	300
10-44-131	PAYROLL TAXES	5,608	7,000	6,022	7,000
10-44-132	RETIREMENT EXPENSE	3,810	3,990	3,826	3,990
10-44-133	HEALTH DENTAL VISION INSURANCE	21,924	23,700	28,292	33,000
10-44-134	LIFE INSURANCE	304	400	343	400
10-44-135	WORKERS' COMPENSATION	241	300	204	300
10-44-140	INSURANCE DEDUCTIBLE REIMBURSABLES	1,000	15,000	-	-
10-44-200	OFFICE SUPPLIES & EXPENSE	14,852	18,000	17,671	13,000
10-44-205	COMPUTER PROCESSING	7,062	6,000	11,206	6,000
10-44-210	TRAVEL & MEETINGS	44	2,000	10	500
10-44-215	CASH SHORT OR OVER	(7)	100	100	100
10-44-220	PROF/TECH SERVICES	17,964	22,000	29,004	28,000
10-44-225	TREASURY FEES	4,009	1,000	1,000	500
10-44-225	SERVICE FEES AND PENALTIES	2,748	8,000	9,919	8,000
10-44-230	TRAINING	-	1,000	990	1,000
10-44-240	PROPERTY/RISK INSURANCE	974	1,000	596	700
10-44-320	UNIFORMS	26	100	96	100
TOTAL OPERATING EXPENDITURES		153,138	189,088	182,533	180,810
10-44-700	CAPITAL OUTLAY	-	-	-	-
TOTAL CAPITAL OUTLAY		-	-	-	-
TOTAL FINANCE		153,138	189,088	182,533	180,810



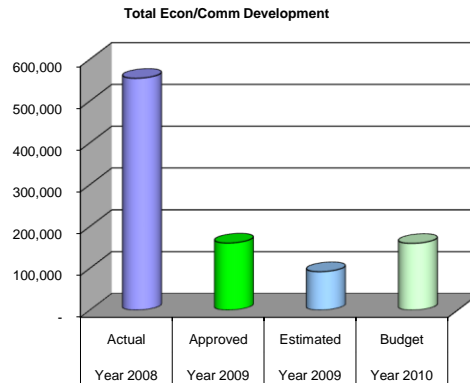
TOWN OF RANGELY, COLORADO
GENERAL FUND EXPENSES

Account	Description	Year 2008 Actual	Year 2009 Approved	Year 2009 Estimated	Year 2010 Budget
BUILDINGS & GROUNDS					
10-46-110	DEPARTMENT SUPERVISOR	40,886	41,985	39,570	41,985
10-46-117	LABORER	6,541	6,204	4,211	6,204
10-46-118	SERVICE WORKER II	33,922	45,107	38,609	41,981
10-46-121	OVERTIME	4,161	4,000	4,000	4,000
10-46-123	SEASONAL	16,911	5,000	8,003	4,000
10-46-131	PAYROLL TAXES	8,026	8,000	8,006	8,000
10-46-132	RETIREMENT EXPENSE	4,649	5,000	4,357	5,000
10-46-133	HEALTH DENTAL VISION INSURANCE	18,229	20,500	13,961	15,000
10-46-134	LIFE INSURANCE	367	300	374	300
10-46-135	WORKERS' COMP	3,670	5,000	3,650	4,500
10-46-200	OFFICE SUPPLIES/EXPENSE	54	100	230	200
10-46-205	COMPUTER PROCESSING	18	100	534	100
10-46-210	TRAVEL/MEETINGS	-	250	112	250
10-46-220	PROF/TECH SERVICES	176	200	634	500
10-46-230	TRAINING & PROF DEVELOPMENT	-	300	228	300
10-46-240	PROPERTY/RISK INSURANCE	1,205	300	178	300
10-46-250	COMMUNICATIONS	1,505	1,000	1,112	1,000
10-46-260	BUILDING MAINTENANCE	29,154	35,000	42,145	40,000
10-46-270	UTILITIES	3,902	5,500	2,322	4,000
10-46-280	VEHICLE MAINTENANCE	3,873	2,500	1,296	2,500
10-46-285	FUEL	3,908	4,000	2,051	2,500
10-46-290	EQUIPMENT MAINTENANCE	366	2,000	885	1,500
10-46-320	UNIFORMS	1,489	1,000	1,202	1,500
10-46-330	DEPARTMENTAL MATERIALS/SUPPLIES	338	500	455	500
10-46-360	MOSQUITO ABATEMENT	15,110	18,000	18,744	18,000
TOTAL OPERATING EXPENDITURES		198,462	211,846	196,869	204,120
10-46-700	CAPITAL OUTLAY	26,436	53,000	5,000	5,000
10-46-800	CAPITAL IMPROVEMENTS	398,820	225,000	95,000	128,000
TOTAL CAPITAL OUTLAY		425,256	278,000	100,000	133,000
TOTAL BUILDING AND GROUNDS		623,718	489,846	296,869	337,120



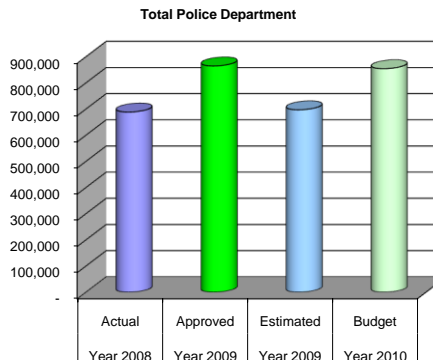
TOWN OF RANGELY, COLORADO
GENERAL FUND EXPENSES

Account	Description	Year 2008 Actual	Year 2009 Approved	Year 2009 Estimated	Year 2010 Budget
ECONOMIC/COMMUNITY DEVELOPMENT					
10-48-110	ASST ECONOMIC DEVELOPMENT	-	48,000	-	25,000
10-48-115	BUILDING INSPECTOR/CODE ENFORCEMENT	10,697	40,000	37,944	57,800
10-48-121	OVERTIME	34	500	445	500
10-48-122	PART-TIME	-	-	-	-
10-48-123	SEASONAL	-	-	-	-
10-48-131	PAYROLL TAXES	791	7,100	7,300	11,000
10-48-132	RETIREMENT EXPENSE	537	4,500	1,897	6,500
10-48-133	HEALTH DENTAL VISION INSURANCE	2,285	16,000	10,061	17,000
10-48-134	LIFE INSURANCE	40	500	455	750
10-48-135	WORKERS' COMPENSATION	258	1,800	738	500
10-48-200	OFFICE SUPPLIES & EXPENSE	2,346	3,000	4,295	5,000
10-48-205	COMPUTER PROCESSING	5,849	4,000	1,156	2,000
10-48-210	TRAVEL & MEETINGS	1,054	2,500	2,751	2,500
10-48-220	PROF/TECH SERVICES	8,025	15,000	7,448	9,000
10-48-230	TRAINING & PROF DEVELOPMENT	1,398	1,500	1,100	1,500
10-48-250	COMMUNICATIONS	13,768	1,000	999	5,000
10-48-300	MARKETING	11,070	15,000	14,995	15,000
10-48-320	UNIFORMS	564	100	365	550
TOTAL OPERATING EXPENDITURES		58,714	160,500	91,949	159,600
10-48-700	CAPITAL OUTLAY	-	-	-	-
10-48-800	CAPITAL IMPROVEMENTS	495,749	-	-	-
TOTAL CAPITAL OUTLAY		495,749	-	-	-
TOTAL ECON/COMM DEVELOPMENT		554,462	160,500	91,949	159,600



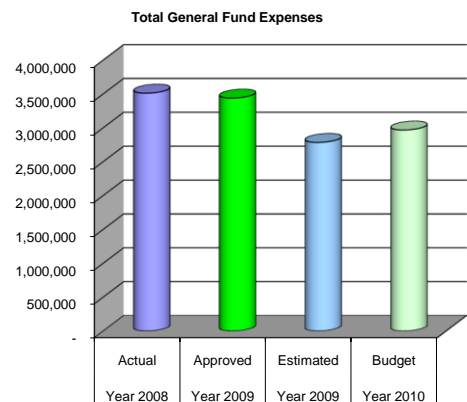
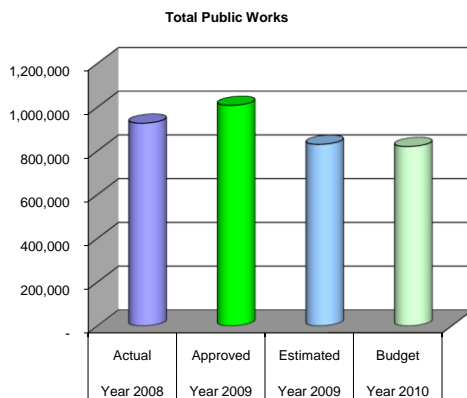
TOWN OF RANGELY, COLORADO
GENERAL FUND EXPENSES

Account	Description	Year 2008 Actual	Year 2009 Approved	Year 2009 Estimated	Year 2010 Budget
NON-DEPARTMENTAL					
10-49-600	BONUSES	-	5,000	5,000	-
10-49-630	TRANSFER TO WASTEWATER CIP	-	-	-	-
10-49-640	RE4 FOUNDATION TRANSFER	230,733	200,000	201,000	200,000
10-49-680	CONTINGENCY	-	150,000	150,000	50,000
TOTAL NON-DEPARTMENTAL		230,733	355,000	356,000	250,000
POLICE DEPARTMENT					
10-54-110	POLICE CHIEF	70,790	63,000	58,040	63,000
10-54-111	ADMIN. ASST./DISPATCH SUPERVISOR	35,230	38,350	40,614	38,918
10-54-112	POLICE OFFICERS (LIEUTENANT)	24,680	50,690	5,297	50,102
10-54-113	POLICE OFFICERS	97,528	160,275	138,573	160,316
10-54-114	DISPATCHERS	138,137	133,260	121,143	133,260
10-54-116	ANIMAL CONTROL OFFICER	22,310	22,950	14,000	14,575
10-54-117	ANIMAL CONTROL ASSTS.	14,375	16,900	22,950	20,800
10-54-121	OVERTIME	27,000	25,000	2,800	25,000
10-54-122	PART-TIME	27,618	30,000	20,000	30,000
10-54-123	STRAIGHT OVERTIME	2,077	5,000	2,800	5,000
10-54-131	PAYROLL TAXES	23,818	42,000	33,040	35,000
10-54-132	RETIREMENT EXPENSE	25,674	35,000	25,783	40,000
10-54-133	HEALTH DENTAL VISION INSURANCE	63,796	95,000	98,520	110,000
10-54-134	LIFE INSURANCE	1,338	1,800	1,349	1,800
10-54-135	WORKERS' COMPENSATION	8,868	9,000	11,936	12,000
10-54-200	OFFICE SUPPLIES & EXPENSE	4,028	6,500	2,591	4,500
10-54-205	COMPUTER PROCESSING	7,830	7,500	5,853	7,500
10-54-210	TRAVEL & MEETINGS	4,201	5,500	3,836	3,500
10-54-220	PROF/TECH SERVICES	4,868	6,500	7,713	6,500
10-54-230	TRAINING & PROF DEVELOPMENT	2,292	12,000	5,245	6,000
10-54-240	PROPERTY/RISK INSURANCE	20,732	13,000	13,597	15,000
10-54-250	COMMUNICATIONS	9,572	9,000	9,579	10,000
10-54-260	BUILDING MAINTENANCE	1,365	2,000	2,191	2,000
10-54-270	UTILITIES	3,657	5,500	3,599	4,000
10-54-280	VEHICLE OPERATIONS & MAINT	4,968	6,500	5,224	6,000
10-54-285	FUEL	15,033	18,000	8,376	13,000
10-54-300	MARKETING	163	1,000	999	1,000
10-54-310	ANIMAL CNTRL MATERIALS/EXPENSE	5,727	9,000	6,990	9,000
10-54-320	UNIFORMS	2,936	5,000	813	4,000
10-54-330	POLICE MATERIALS & EXPENSE	7,137	12,500	6,697	10,000
TOTAL OPERATING EXPENDITURES		677,747	847,725	680,148	841,771
10-54-755	SPECIAL PROJECTS	-	-	-	-
10-54-700	CAPITAL OUTLAY	7,099	7,000	7,000	12,500
10-54-800	CAPITAL IMPROVEMENTS	3,795	10,000	10,000	-
TOTAL CAPITAL OUTLAY		10,894	17,000	17,000	12,500
TOTAL POLICE DEPARTMENT		688,641	864,725	697,148	854,271



**TOWN OF RANGELY, COLORADO
GENERAL FUND EXPENSES**

Account	Description	Year 2008 Actual	Year 2009 Approved	Year 2009 Estimated	Year 2010 Budget
PUBLIC WORKS					
10-60-110	PUBLIC WORKS SUPERVISOR	36,835	38,800	36,312	51,300
10-60-112	CREW LEADER	30,417	31,350	29,536	43,850
10-60-116	MAINT WORKER III	34,848	21,600	27,839	67,345
10-60-117	MAINT WORKERS/LABORERS	68,469	67,050	54,076	60,000
10-60-121	OVERTIME	6,748	10,000	6,442	8,500
10-60-123	SEASONAL	10,959	5,000	4,350	6,500
10-60-131	PAYROLL TAXES	14,493	16,000	12,803	17,000
10-60-132	RETIREMENT EXPENSE	8,060	9,500	6,726	10,000
10-60-133	HEALTH DENTAL VISION INSURANCE	37,872	42,000	39,613	60,000
10-60-134	LIFE INSURANCE	595	800	545	800
10-60-135	WORKERS' COMPENSATION	8,903	10,000	13,225	13,000
10-60-200	OFFICE SUPPLIES & EXPENSE	791	500	1,098	1,000
10-60-210	TRAVEL & MEETINGS	-	300	371	300
10-60-220	PROF/TECH SERVICES	2,872	2,000	6,115	4,000
10-60-230	TRAINING & PROF DEVELOPMENT	55	300	154	300
10-60-240	PROPERTY/RISK INSURANCE	12,240	13,500	11,556	14,000
10-60-250	COMMUNICATIONS	3,986	2,500	3,298	2,500
10-60-260	BUILDING MAINTENANCE	2,830	3,000	8,125	3,000
10-60-270	UTILITIES	41,859	50,000	38,470	40,000
10-60-280	VEHICLE OPERATIONS & MAINT	18,715	20,000	19,483	20,000
10-60-285	FUEL	22,566	30,000	12,807	20,000
10-60-290	MACHINERY OPERATIONS & MAINT	2,835	3,000	2,445	2,500
10-60-320	UNIFORMS	1,375	2,000	1,331	1,500
10-60-330	DEPARTMENTAL MATERIAL/EXPENSE	8,208	10,000	11,989	10,000
10-60-365	STREETS/DRAINAGE MATLS/EXPENSE	63,146	15,000	16,999	20,000
10-60-380	SNOW & ICE EXPENSE	3,633	2,500	2,779	5,000
TOTAL OPERATING EXPENDITURES		443,309	406,700	368,487	482,395
10-60-700	CAPITAL OUTLAY	98,662	12,500	12,500	12,500
10-60-800	CAPITAL IMPROVEMENTS	384,655	589,000	449,000	325,000
TOTAL CAPITAL OUTLAY		483,317	601,500	461,500	337,500
TOTAL PUBLIC WORKS		926,627	1,008,200	829,987	819,895
TOTAL GENERAL FUND EXPENSES		3,511,030	3,438,746	2,784,276	2,967,169
REVENUES OVER (UNDER) EXPENSES		301,005	252,292	61,517	13,321



TOWN OF RANGELY, COLORADO
WATER FUND SUMMARY

-

	Year 2008 Actual	Year 2009 Approved	Year 2009 Estimated	Year 2010 Budget
<u>SUMMARY OF REVENUES AND EXPENSES</u>				
REVENUES - SEE DETAIL	1,163,316	1,352,000	1,033,209	1,210,500
DEBT SERVICE - SEE DETAIL	(118,702)	(131,289)	(77,564)	(71,622)
CHARGES FOR SERVICES - SEE DETAIL	(155,400)	(161,511)	(161,511)	(50,755)
OPERATING EXPENSES - SEE DETAIL	(638,583)	(639,490)	(606,020)	(606,240)
CAPITAL EXPENSES - SEE DETAIL	(626,821)	(521,000)	(494,100)	(481,000)
	<u>(376,190)</u>	<u>(101,290)</u>	<u>(305,986)</u>	<u>883</u>
REVENUES OVER (UNDER) EXPENSES				

FUND EQUITY CALCULATIONS

FUND EQUITY: JANUARY 1	6,930,562	6,924,618	6,924,618	6,965,739
REVENUES - SEE DETAIL	1,163,316	1,352,000	1,033,209	1,210,500
EXPENDITURES - SEE DETAIL	(1,539,506)	(1,453,290)	(1,339,195)	(1,209,617)
ADJUSTMENTS TO GAAP BASIS OF ACCOUNTING				
PRINCIPAL PAYMENT ON LOANS	89,949	89,797	38,447	40,495
LOAN PROCEEDS	-	-	-	-
GRANT PROCEEDS	-	-	-	-
CAPITAL OUTLAY	626,821	521,000	494,100	481,000
DEPRECIATION	(346,524)	(200,000)	(185,440)	(185,439)
	<u>6,924,618</u>	<u>7,234,125</u>	<u>6,965,739</u>	<u>7,302,678</u>
FUND BALANCE: DECEMBER 31				

FUND EQUITY RESTRICTIONS

COUNCIL RESTRICTED FUND BALANCE				
EQUIPMENT RESERVES	-	-	-	-
CAPITAL RESERVES	-	-	-	-
RAW WATER C.I. RESERVES	-	-	-	-
LEGALLY RESTRICTED FUND BALANCE				
DEPOSIT RESERVE	-	300	300	300
UNRESTRICTED FUND BALANCE				
PROPERTY PLANT AND EQUIPMENT	6,675,622	6,996,622	7,305,282	7,600,843
UNRESTRICTED	248,996	237,203	(339,843)	(298,465)
	<u>6,924,618</u>	<u>7,234,125</u>	<u>6,965,739</u>	<u>7,302,678</u>
FUND BALANCE: DECEMBER 31				

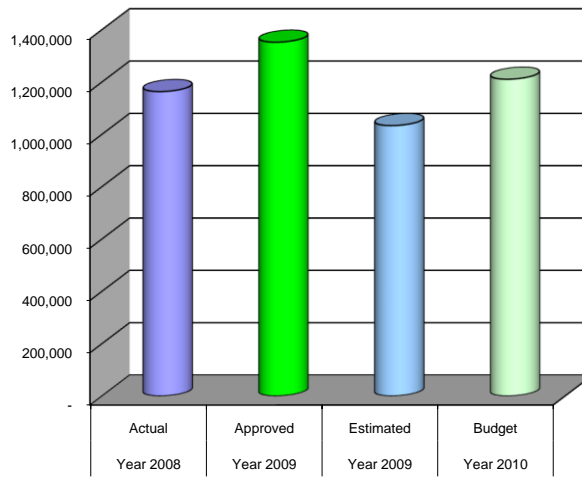
TOWN OF RANGELY, COLORADO
WATER FUND SUMMARY

	Year 2008 Actual	Year 2009 Approved	Year 2009 Estimated	Year 2010 Budget
<u>CASH BALANCE CALCULATIONS</u>				
CASH: JANUARY 1	628,384	247,361	247,361	(74,900)
PREVIOUS YEAR END ACCRUALS				
RECEIPT OF RECEIVABLES AND OTHER ASSETS				
CUSTOMER ACCOUNTS RECEIVABLE	52,236	51,470	51,470	-
INTEREST RECEIVABLE	3,357	2,805	2,805	-
PAYMENT OF EXPENSES AND OTHER LIABILITIES				
ACCOUNTS PAYABLE	(19,497)	(14,350)	(14,350)	-
PAYROLL LIABILITIES	(27,355)	(28,898)	(28,898)	-
INTEREST PAYABLE	(11,939)	(9,392)	(9,392)	-
DEPOSIT RESERVE	(300)	(300)	(300)	-
TOTAL - BEGINNING OF YEAR	624,886	248,696	248,696	(74,900)
REVENUES - SEE DETAIL	1,163,316	1,352,000	1,033,209	1,210,500
TOTAL CASH AND REVENUES AVAILABLE	1,788,202	1,600,696	1,281,905	1,135,600
EXPENSES - SEE DETAIL	1,539,506	1,453,290	1,339,195	1,209,617
YEAR END ACCRUALS				
RECEIVABLES AND OTHER ASSETS				
CUSTOMER ACCOUNTS RECEIVABLE	(51,470)	(51,470)	(46,808)	-
INTEREST RECEIVABLE	(2,805)	-	-	-
EXPENSES AND OTHER LIABILITIES				
ACCOUNTS PAYABLE	14,350	-	-	-
PAYROLL LIABILITIES	28,898	28,898	28,898	-
INTEREST PAYABLE	9,392	-	-	-
DEPOSIT RESERVE	300	300	300	-
TOTAL YEAR END ACCRUALS	(1,335)	(22,272)	(17,610)	-
TOTAL EXPENSES AND ACCRUALS	1,540,841	1,475,562	1,356,805	1,209,617
CASH: DECEMBER 31	247,361	125,134	(74,900)	(74,017)
<u>CASH BALANCE RESTRICTIONS</u>				
COUNCIL RESTRICTED CASH BALANCE				
EQUIPMENT RESERVES	-	-	-	-
CAPITAL RESERVES	-	-	-	-
RAW WATER C.I. RESERVES	-	-	-	-
LEGALLY RESTRICTED CASH BALANCE				
DEPOSIT RESERVE	300	300	300	300
UNRESTRICTED CASH BALANCE	247,061	124,834	(75,200)	(74,317)
CASH: DECEMBER 31	247,361	125,134	(74,900)	(74,017)

TOWN OF RANGELY, COLORADO
WATER FUND REVENUES

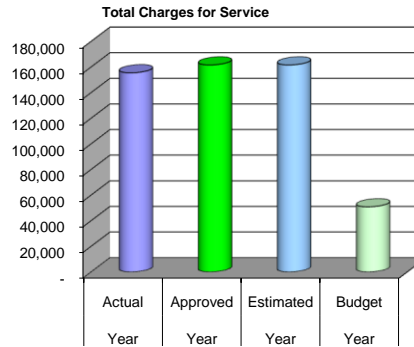
Account	Description	Year 2008 Actual	Year 2009 Approved	Year 2009 Estimated	Year 2010 Budget
51-30-100	CUSTOMERS - RESIDENTIAL	455,267	520,000	446,255	500,000
51-30-150	CUSTOMERS-CHURCHES/COMMERCIAL	318,426	380,000	214,600	350,000
51-30-200	BULK TANK SALES	14,410	20,000	24,700	17,500
51-30-300	PLANT INVESTMENT FEES	8,400	25,000	6,000	15,000
51-30-400	TAP FEES	4,800	12,000	3,604	5,000
51-30-500	RAW WATER USERS REIMBURSEMENT	62,468	100,000	65,222	65,000
51-30-600	INTEREST INCOME	9,930	15,000	6,092	6,000
51-30-700	MISCELLANEOUS	9,615	20,000	6,736	7,000
51-30-900	CCITF		-	-	-
51-30-940	EIA GRANTS	280,000	260,000	260,000	245,000
TOTAL WATER FUND REVENUES		1,163,316	1,352,000	1,033,209	1,210,500

Total Water Fund Revenues



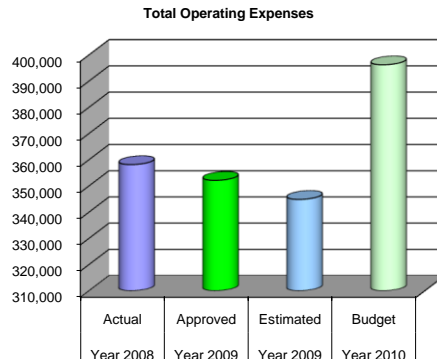
TOWN OF RANGELY, COLORADO
WATER FUND EXPENSES

Account	Description	Year 2008 Actual	Year 2009 Approved	Year 2009 Estimated	Year 2010 Budget
DEBT SERVICE/OTHER					
51-49-680	CONTINGENCY	-	10,000	10,000	-
51-49-820	GMAC/FMHA 90,000 4/1/80 PRINCIPAL	89,949	47,500	-	-
51-49-830	GMAC/FMHA 91,000 4/1/80 INTEREST	585	2,375	-	-
51-49-840	CWCB 150,000 7/1/84 PRINCIPAL	-	3,850	-	-
51-49-850	CWCB 150,000 7/1/84 INTEREST	4,631	5,000	5,000	9,000
51-49-860	EIA \$650,000 9/1/02 PRINCIPAL	-	38,447	38,447	40,495
51-49-870	EIA \$650,000 9/1/02 INTEREST	23,537	24,117	24,117	22,127
TOTAL DEBT SERVICE/OTHER		118,702	131,289	77,564	71,622
CHARGES FOR SERVICES					
51-49-900	TRANSFER - ADMINISTRATIVE SERV	58,400	59,245	59,245	14,622
51-49-910	TRANSFER - FINANCIAL SERVICES	43,500	45,335	45,335	17,668
51-49-920	TRANSFER - PUBLIC WORKS SERV	14,500	14,920	14,920	7,460
51-49-930	TRANSFER - DISPATCH/PUBLIC SAFETY	39,000	42,011	42,011	11,005
TOTAL CHARGES FOR SERVICES		155,400	161,511	161,511	50,755



TOWN OF RANGELY, COLORADO
WATER FUND EXPENSES

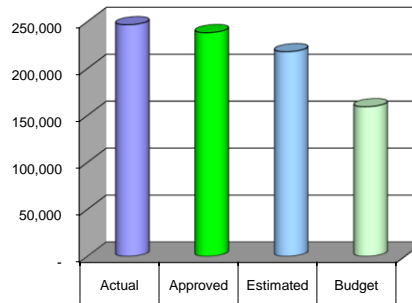
Account	Description	Year 2008 Actual	Year 2009 Approved	Year 2009 Estimated	Year 2010 Budget
WATER SUPPLY					
51-71-110	DEPARTMENT HEAD	28,380	37,100	32,272	47,100
51-71-112	CREW LEADER	26,476	14,000	21,539	26,000
51-71-113	ORC WASTE WATER PLANT	17,486	18,000	17,611	28,000
51-71-116	UTILITY TECHNICIANS	51,612	28,000	48,901	47,000
51-71-121	OVERTIME	6,730	10,000	11,425	15,800
51-71-123	SEASONAL	468	2,500	2,500	2,500
51-71-131	PAYROLL TAXES	9,973	11,000	10,742	12,300
51-71-132	RETIREMENT EXPENSE	6,278	7,000	6,596	9,000
51-71-133	HEALTH DENTAL VISION INSURANCE	26,079	33,000	32,990	41,000
51-71-134	LIFE INSURANCE	476	500	521	500
51-71-135	WORKERS' COMPENSATION	4,817	6,000	5,025	6,000
51-71-200	OFFICE SUPPLIES & EXPENSE	2,253	3,000	3,161	3,000
51-71-205	COMPUTER PROCESSING	589	2,000	2,497	2,000
51-71-210	TRAVEL & MEETINGS	2,211	5,000	7,499	5,000
51-71-220	PROF/TECH SERVICES	28,026	25,000	3,114	4,000
51-71-230	TRAINING & PROF DEVELOPMENT	1,534	2,500	1,294	2,500
51-71-240	PROPERTY/RISK INSURANCE	5,739	6,000	3,627	5,000
51-71-250	COMMUNICATIONS	4,240	4,000	4,120	4,500
51-71-260	BUILDING MAINTENANCE	8,314	7,500	5,304	7,500
51-71-270	UTILITIES	55,879	55,000	56,502	55,000
51-71-280	VEHICLE OPERATIONS & MAINT	3,040	4,000	2,688	3,500
51-71-285	FUEL	3,519	4,500	5,885	4,500
51-71-290	MACHINERY OPERATIONS & MAINT	7,099	15,000	7,525	12,000
51-71-320	UNIFORMS	3,384	1,500	1,500	2,500
51-71-330	DEPARTMENT MATERIALS/EXPENSE	13,340	10,000	10,000	10,000
51-71-350	CHEMICALS/LABORATORY	40,174	40,000	40,000	40,000
TOTAL OPERATING EXPENSES		358,114	352,100	344,838	396,200
51-71-700	CAPITAL OUTLAY	-	59,000	59,000	53,000
51-71-800	CAPITAL IMPROVEMENTS	626,821	107,500	107,500	350,000
TOTAL CAPITAL OUTLAY		626,821	166,500	166,500	403,000
TOTAL WATER SUPPLY		984,935	518,600	511,338	799,200



TOWN OF RANGELY, COLORADO
WATER FUND EXPENSES

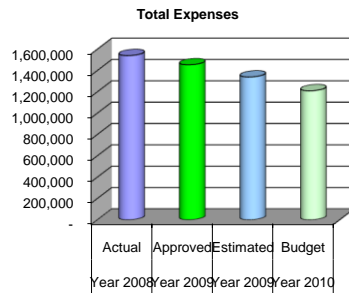
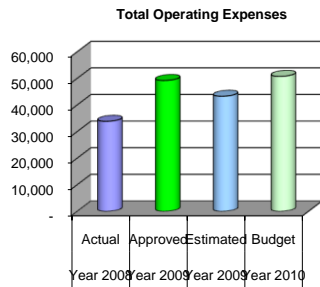
Account	Description	Year 2008 Actual	Year 2009 Approved	Year 2009 Estimated	Year 2010 Budget
TRANSPORTATION/DISTRIBUTION					
51-72-110	DEPARTMENT HEAD	24,692	25,900	23,711	12,500
51-72-112	CREW LEADER	22,264	20,900	20,133	12,500
51-72-117	MAINTENANCE WORKERS/LABORERS	80,574	67,000	65,770	38,000
51-72-121	OVERTIME	4,760	5,000	2,527	2,500
51-72-123	SEASONAL	-	5,000	4,698	4,000
51-72-131	PAYROLL TAXES	10,320	11,000	10,074	8,000
51-72-132	RETIREMENT EXPENSE	6,822	6,300	5,747	5,000
51-72-133	HEALTH DENTAL VISION INSURANCE	30,290	33,000	28,921	22,000
51-72-134	LIFE INSURANCE	467	500	459	500
51-72-135	WORKERS' COMPENSATION	6,381	7,000	10,073	3,000
51-72-200	OFFICE SUPPLIES & EXPENSE	38	100	100	100
51-72-210	TRAVEL & MEETINGS	-	250	229	250
51-72-220	PROF/TECH SERVICES	3,505	5,000	4,559	5,000
51-72-230	TRAINING & PROF DEVELOPMENT	1,173	2,000	175	200
51-72-240	PROPERTY/RISK INSURANCE	752	900	500	900
51-72-250	COMMUNICATIONS	-	250	227	250
51-72-260	BUILDING MAINTENANCE	782	1,000	833	1,000
51-72-270	UTILITIES	-	600	600	-
51-72-280	VEHICLE OPERATIONS & MAINT	1,313	3,000	2,500	3,000
51-72-285	FUEL	10,970	8,000	7,615	8,000
51-72-290	MACHINERY OPERATIONS & MAINT	1,678	2,500	1,775	2,000
51-72-320	UNIFORMS	2	1,000	472	600
51-72-330	WATER MATERIALS & EXPENSE	39,854	32,000	26,222	30,000
TOTAL OPERATING EXPENSES		246,636	238,200	217,920	159,300
51-72-700	CAPITAL OUTLAY	-	33,500	6,600	7,000
51-72-800	CAPITAL IMPROVEMENTS	-	300,000	300,000	50,000
TOTAL CAPITAL OUTLAY		-	333,500	306,600	57,000
TOTAL TRANSPORTATION/DISTRIBUTION		246,636	571,700	524,520	216,300

Total Operating Expenses



TOWN OF RANGELY, COLORADO
WATER FUND EXPENSES

Account	Description	Year 2008 Actual	Year 2009 Approved	Year 2009 Estimated	Year 2010 Budget
RAW WATER					
51-73-110	DEPARTMENT HEAD	2,517	3,090	3,206	3,090
51-73-112	CREW LEADER	533	-	-	-
51-73-116	UTILITY TECHNICIAN	7,823	14,000	11,649	14,000
51-73-121	OVERTIME	420	800	748	-
51-73-131	PAYROLL TAXES	833	2,000	1,075	1,700
51-73-132	RETIREMENT EXPENSE	565	900	639	900
51-73-133	HEALTH DENTAL VISION INSURANCE	2,121	5,000	3,421	4,000
51-73-134	LIFE INSURANCE	26	50	48	50
51-73-135	WORKERS' COMPENSATION	392	600	455	500
51-73-200	OFFICE SUPPLIES/EXPENSE	24	250	249	250
51-73-220	PROF/TECH SERVICES	360	3,000	1,000	8,000
51-73-250	COMMUNICATIONS	323	500	749	750
51-73-260	BUILDING/GROUNDS MAINTENANCE	1,951	2,000	1,124	2,500
51-73-270	UTILITIES	14,800	14,000	11,511	12,000
51-73-290	MACHINERY OPERATIONS & MAINT	980	500	610	1,500
51-73-330	WATER MATERIALS & EXPENSE	165	1,000	5,278	1,500
51-73-340	5% RAW WATER RESERVE	-	1,500	1,500	-
TOTAL OPERATING EXPENSES		33,832	49,190	43,262	50,740
51-73-800	CAPITAL IMPROVEMENTS	-	21,000	21,000	21,000
TOTAL CAPITAL OUTLAY		-	21,000	21,000	21,000
TOTAL RAW WATER		33,832	70,190	64,262	71,740
TOTAL EXPENSES		1,539,506	1,453,290	1,339,195	1,209,617
REVENUES OVER (UNDER) EXPENSES		(376,190)	(101,290)	(305,986)	883



TOWN OF RANGELY, COLORADO
GAS FUND SUMMARY

	Year 2008 Actual	Year 2009 Approved	Year 2009 Estimated	Year 2010 Budget
<u>SUMMARY OF REVENUES AND EXPENSES</u>				
REVENUES - SEE DETAIL	1,821,120	2,107,262	1,735,043	1,750,557
DEBT SERVICE - SEE DETAIL	-	-	-	-
CHARGES FOR SERVICES - SEE DETAIL	(185,500)	(193,235)	(193,235)	(193,235)
OPERATING EXPENSES - SEE DETAIL	(1,461,724)	(1,814,119)	(1,348,478)	(1,378,278)
CAPITAL EXPENSES - SEE DETAIL	(82,155)	(86,500)	(86,055)	(125,000)
	<u>91,740</u>	<u>13,408</u>	<u>107,275</u>	<u>54,044</u>
REVENUES OVER (UNDER) EXPENSES				

FUND EQUITY CALCULATIONS

FUND EQUITY: JANUARY 1	2,012,291	2,091,543	2,091,543	2,214,873
REVENUES - SEE DETAIL	1,821,120	2,107,262	1,735,043	1,750,557
EXPENDITURES - SEE DETAIL	(1,729,379)	(2,093,854)	(1,627,768)	(1,696,513)
ADJUSTMENTS TO GAAP BASIS OF ACCOUNTING				
CAPITAL OUTLAY	82,155	86,500	86,055	-
DEPRECIATION	(94,643)	(70,000)	(70,000)	-
	<u>2,091,543</u>	<u>2,121,451</u>	<u>2,214,873</u>	<u>2,268,917</u>
FUND BALANCE: DECEMBER 31				

FUND EQUITY RESTRICTIONS

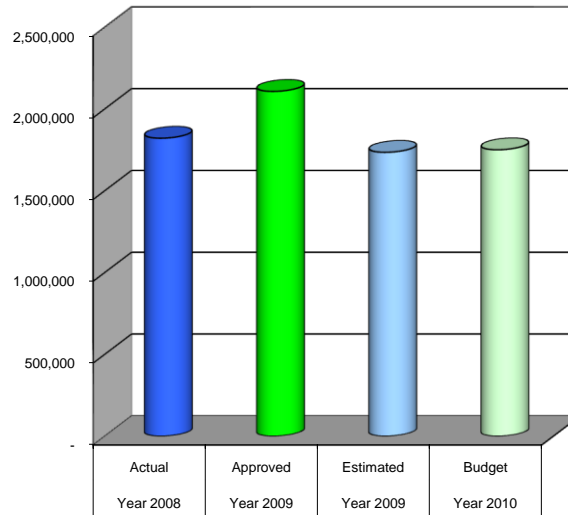
COUNCIL RESTRICTED FUND BALANCE				
EQUIPMENT RESERVES	-	-	-	-
CAPITAL RESERVES	-	-	-	-
LEGALLY RESTRICTED FUND BALANCE				
DEPOSIT RESERVES	3,700	4,300	4,300	4,300
UNRESTRICTED FUND BALANCE				
PROPERTY PLANT AND EQUIPMENT	763,407	779,907	779,462	779,462
UNRESTRICTED	1,324,436	1,337,244	1,431,111	1,485,155
	<u>2,091,543</u>	<u>2,121,451</u>	<u>2,214,873</u>	<u>2,268,917</u>
FUND BALANCE: DECEMBER 31				

TOWN OF RANGELY, COLORADO
GAS FUND SUMMARY

	Year 2008 Actual	Year 2009 Approved	Year 2009 Estimated	Year 2010 Budget
<u>CASH BALANCE CALCULATIONS</u>				
CASH: JANUARY 1	1,157,724	1,299,639	1,299,639	1,200,958
PREVIOUS YEAR END ACCRUALS				
RECEIPT OF RECEIVABLES AND OTHER ASSETS				
CUSTOMER ACCOUNTS RECEIVABLE	309,953	266,205	266,205	-
INTEREST RECEIVABLE	2,920	6,885	6,885	-
PAYMENT OF EXPENSES AND OTHER LIABILITIES				
ACCOUNTS PAYABLE	(208,276)	(212,841)	(212,841)	-
PAYROLL LIABILITIES	(34,925)	(40,752)	(40,752)	-
DEPOSIT RESERVE	(4,300)	(4,300)	(4,300)	-
	1,223,096	1,314,836	1,314,836	1,200,958
TOTAL - BEGINNING OF YEAR	1,223,096	1,314,836	1,314,836	1,200,958
REVENUES - SEE DETAIL	1,821,120	2,107,262	1,735,043	1,750,557
TOTAL CASH AND REVENUES AVAILABLE	3,044,216	3,422,098	3,049,879	2,951,515
EXPENSES - SEE DETAIL	1,729,379	2,093,854	1,627,768	1,696,513
YEAR END ACCRUALS				
RECEIVABLES AND OTHER ASSETS				
CUSTOMER ACCOUNTS RECEIVABLE	(266,205)	(266,205)	(266,205)	-
INTEREST RECEIVABLE	(6,885)	-	-	-
EXPENSES AND OTHER LIABILITIES				
ACCOUNTS PAYABLE	212,841	-	-	-
PAYROLL LIABILITIES	40,752	40,752	40,752	-
DEPOSIT RESERVE	4,300	4,300	4,300	-
	(15,197)	(221,153)	(221,153)	-
TOTAL YEAR END ACCRUALS	(15,197)	(221,153)	(221,153)	-
TOTAL EXPENSES AND ACCRUALS	1,744,576	2,315,007	1,848,921	1,696,513
CASH: DECEMBER 31	1,299,639	1,107,091	1,200,958	1,255,002
<u>CASH BALANCE RESTRICTIONS</u>				
COUNCIL RESTRICTED CASH BALANCE				
EQUIPMENT RESERVES	-	-	-	-
CAPITAL RESERVES	-	-	-	-
LEGALLY RESTRICTED CASH BALANCE				
DEPOSIT RESERVE	3,700	4,300	4,300	4,300
UNRESTRICTED CASH BALANCE	1,295,939	1,102,791	1,196,658	1,250,702
CASH: DECEMBER 31	1,299,639	1,107,091	1,200,958	1,255,002

TOWN OF RANGELY, COLORADO
GAS FUND REVENUES

Account	Description	Year 2008 Actual	Year 2009 Approved	Year 2009 Estimated	Year 2010 Budget
52-30-100	CUSTOMERS - RESIDENTIAL	856,014	952,215	805,000	808,885
52-30-200	CUSTOMERS - COMMERCIAL	905,507	1,079,547	888,000	898,672
52-30-300	CUSTOMERS - SPECIAL	7,945	6,000	2,798	6,000
52-30-400	CAPITAL INVESTMENT FEES	2,879	8,000	1,714	2,000
52-30-500	SERVICE INSTALLATION FEES	5,244	6,500	6,496	6,000
52-30-550	GAIN/LOSS ON ASSET DISPOSAL	-	-	-	-
52-30-600	INTEREST INCOME	22,720	30,000	11,430	11,500
52-30-700	MISCELLANEOUS	6,040	5,000	2,142	2,500
52-30-800	PENALTIES	14,770	20,000	17,463	15,000
TOTAL GAS FUND REVENUES		1,821,120	2,107,262	1,735,043	1,750,557



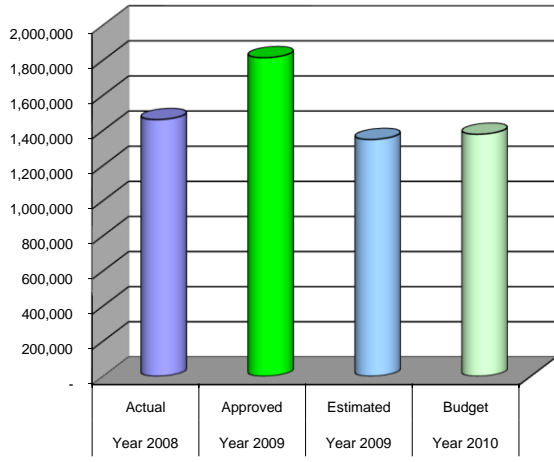
TOWN OF RANGELY, COLORADO
GAS FUND EXPENSES

Account	Description	Year 2008 Actual	Year 2009 Approved	Year 2009 Estimated	Year 2010 Budget
OPERATING EXPENSES					
52-40-110	DEPARTMENT HEAD	61,640	64,520	60,617	64,520
52-40-112	CREW LEADER	52,847	52,500	47,905	52,500
52-40-116	SENIOR UTILITY TECHNICIAN	-	45,000	44,555	45,000
52-40-116	UTILITY TECHNICIAN	82,787	40,800	40,521	40,800
52-40-121	OVERTIME	12,536	16,000	12,971	16,000
52-40-123	SEASONAL	4,684	10,400	7,878	10,000
52-40-131	PAYROLL TAXES	17,065	18,800	19,446	20,000
52-40-132	RETIREMENT EXPENSE	10,491	11,461	11,188	13,000
52-40-133	HEALTH DENTAL VISION INSURANCE	39,231	50,000	45,532	62,000
52-40-134	LIFE INSURANCE	726	750	847	750
52-40-135	WORKERS' COMPENSATION	5,224	7,000	7,194	8,200
52-40-200	OFFICE SUPPLIES & EXPENSE	1,901	2,050	1,199	2,000
52-40-203	SAFETY AWARENESS PROGRAM	777	2,000	2,339	2,000
52-40-205	COMPUTER PROCESSING	708	2,500	1,515	2,000
52-40-210	TRAVEL & MEETINGS	465	2,000	1,582	2,000
52-40-220	PROFESSIONAL/TECHNICAL SERVICES	14,956	8,000	7,395	8,000
52-40-230	TRAINING & PROF DEVELOPMENT	1,921	3,000	3,099	3,000
52-40-240	PROPERTY/RISK INSURANCE	4,118	5,600	9,600	8,000
52-40-250	COMMUNICATIONS	5,130	5,400	4,800	5,400
52-40-260	BUILDING MAINTENANCE	1,702	2,500	1,065	2,500
52-40-270	UTILITIES	9,660	13,000	11,124	13,000
52-40-280	VEHICLE OPERATIONS & MAINT	2,412	2,500	1,714	2,500
52-40-285	FUEL	10,346	11,000	4,894	10,000
52-40-290	MACHINERY OPERATIONS & MAINT	714	2,500	3,381	3,000
52-40-320	UNIFORMS	1,561	1,500	1,305	1,500
52-40-330	GAS MATERIALS & EXPENSE	15,695	27,000	14,658	25,000
52-40-370	GAS REBATE PROGRAM/WARM	11,000	15,000	13,714	15,000
52-40-380	PUBLIC EDUCATION PROGRAM	1,062	1,500	987	1,500
52-40-410	NATURAL GAS PURCHASES	1,090,366	1,379,838	965,453	929,108
52-40-680	CONTINGENCY	-	10,000	-	10,000
TOTAL OPERATING EXPENSES		1,461,724	1,814,119	1,348,478	1,378,278
CHARGES FOR SERVICES					
52-40-900	TRANSFER - ADMINISTRATIVE SERV	58,400	59,245	59,245	59,245
52-40-910	TRANSFER - FINANCIAL SERVICES	43,500	45,335	45,335	45,335
52-40-920	TRANSFER - PUBLIC WORKS SERV	29,000	29,840	29,840	29,840
52-40-930	TRANSFER - DISPATCH/PUBLIC SAFETY	54,600	58,815	58,815	58,815
52-40-940	FRANCHISE FEE	-	-	-	-
TOTAL CHARGES FOR SERVICES		185,500	193,235	193,235	193,235
CAPITAL OUTLAY					
52-40-700	CAPITAL OUTLAY	82,155	21,500	31,500	55,000
52-40-800	CAPITAL IMPROVEMENTS	-	65,000	54,555	70,000
TOTAL CAPITAL OUTLAY		82,155	86,500	86,055	125,000
TOTAL GAS FUND EXPENSES		1,729,379	2,093,854	1,627,768	1,696,513
REVENUES OVER (UNDER) EXPENSES		91,740	13,408	107,275	54,044

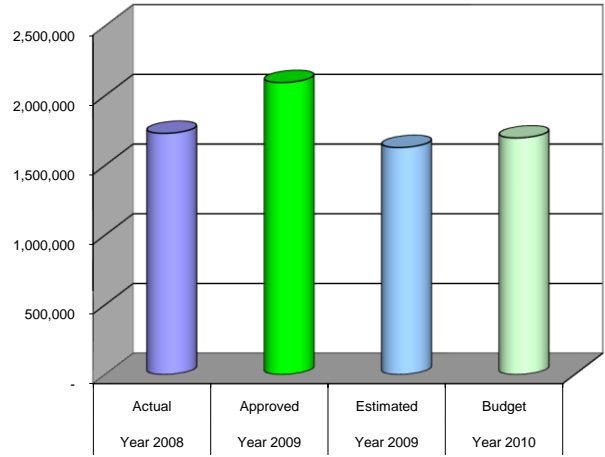
**TOWN OF RANGELY, COLORADO
GAS FUND EXPENSES**

Account	Description	Year 2008 Actual	Year 2009 Approved	Year 2009 Estimated	Year 2010 Budget
---------	-------------	---------------------	-----------------------	------------------------	---------------------

Total Operating Expenses



Total Gas Fund Expenses



TOWN OF RANGELY, COLORADO
WASTEWATER FUND SUMMARY

	Year 2008 Actual	Year 2009 Approved	Year 2009 Estimated	Year 2010 Budget
<u>SUMMARY OF REVENUES AND EXPENSES</u>				
REVENUES - SEE DETAIL	521,292	646,500	457,613	527,000
DEBT SERVICE - SEE DETAIL	(24,190)	(25,000)	(25,000)	(24,405)
CHARGES FOR SERVICES - SEE DETAIL	(81,052)	(81,052)	(81,052)	(10,000)
OPERATING EXPENSES - SEE DETAIL	(237,554)	(294,400)	(296,836)	(246,950)
CAPITAL EXPENSES - SEE DETAIL	(262,418)	(500,000)	(211,428)	(242,000)
	<u>(83,923)</u>	<u>(253,952)</u>	<u>(156,703)</u>	<u>3,645</u>
REVENUES OVER (UNDER) EXPENSES				

FUND EQUITY CALCULATIONS

FUND EQUITY: JANUARY 1	1,976,110	1,997,097	1,997,097	1,912,765
REVENUES - SEE DETAIL	521,292	646,500	457,613	527,000
EXPENDITURES - SEE DETAIL	(605,214)	(900,452)	(614,316)	(523,355)
ADJUSTMENTS TO GAAP BASIS OF ACCOUNTING				
CAPITAL OUTLAY	262,418	500,000	211,428	-
LOAN PAYMENT	12,943			
GRANTS	-	-	-	-
CONTRIBUTED CAPITAL	-	-	-	-
DEPRECIATION	(170,450)	(110,000)	(139,057)	-
	<u>1,997,097</u>	<u>2,133,145</u>	<u>1,912,765</u>	<u>1,916,410</u>
FUND BALANCE: DECEMBER 31				

FUND EQUITY RESTRICTIONS

COUNCIL RESTRICTED FUND BALANCE				
EQUIPMENT RESERVES	-	-	-	-
CAPITAL RESERVES	-	-	-	-
LEGALLY RESTRICTED FUND BALANCE				
NONE	-	-	-	-
UNRESTRICTED FUND BALANCE				
PROPERTY PLANT AND EQUIPMENT	1,962,995	2,352,995	2,035,366	2,035,366
UNRESTRICTED	34,103	(219,850)	(122,601)	(118,956)
	<u>1,997,097</u>	<u>2,133,145</u>	<u>1,912,765</u>	<u>1,916,410</u>
FUND BALANCE: DECEMBER 31				

CASH BALANCE CALCULATIONS

CASH: JANUARY 1	306,527	227,332	227,332	59,319
PREVIOUS YEAR END ACCRUALS				
RECEIPT OF RECEIVABLES AND OTHER ASSETS				
CUSTOMER ACCOUNTS RECEIVABLE	46,207	40,908	40,908	-
INTEREST RECEIVABLE	388	250	250	-
PAYMENT OF EXPENSES AND OTHER LIABILITIES				
ACCOUNTS PAYABLE	(10,613)	(7,955)	(7,955)	-
PAYROLL LIABILITIES	(4,352)	(6,518)	(6,518)	-
INTEREST PAYABLE	(3,821)	(3,605)	(3,605)	-
	<u>334,336</u>	<u>250,412</u>	<u>250,412</u>	<u>59,319</u>
TOTAL - BEGINNING OF YEAR				
REVENUES - SEE DETAIL	<u>521,292</u>	<u>646,500</u>	<u>457,613</u>	<u>527,000</u>
TOTAL CASH AND REVENUES AVAILABLE	<u>855,628</u>	<u>896,912</u>	<u>708,025</u>	<u>586,319</u>
EXPENSES - SEE DETAIL	<u>605,214</u>	<u>900,452</u>	<u>614,316</u>	<u>523,355</u>
YEAR END ACCRUALS				
RECEIVABLES AND OTHER ASSETS				
CUSTOMER ACCOUNTS RECEIVABLE	(40,908)	(40,908)	(40,908)	-
INTEREST RECEIVABLE/OTHER	(250)	-	-	-
EXPENSES AND OTHER LIABILITIES				
ACCOUNTS PAYABLE	7,955	-	-	-
PAYROLL LIABILITIES	6,518	6,518	6,518	-

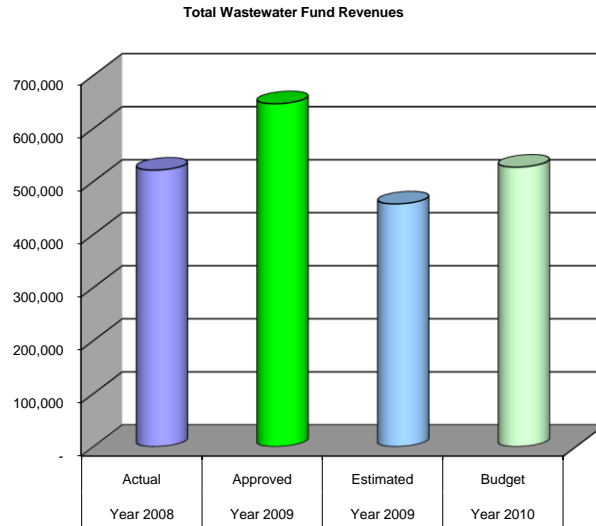
TOWN OF RANGELY, COLORADO
WASTEWATER FUND SUMMARY

-

	Year 2008 Actual	Year 2009 Approved	Year 2009 Estimated	Year 2010 Budget
INTEREST PAYABLE	3,605	-	-	
TOTAL YEAR END ACCRUALS	(23,080)	(34,390)	(34,390)	-
TOTAL EXPENSES AND ACCRUALS	628,294	934,842	648,706	523,355
CASH: DECEMBER 31	227,332	(37,930)	59,319	62,964
<u>CASH BALANCE RESTRICTIONS</u>				
COUNCIL RESTRICTED CASH BALANCE				
EQUIPMENT RESERVES	-	-	-	-
CAPITAL RESERVES	-	-	-	-
LEGALLY RESTRICTED CASH BALANCE				
RESTRICTED FOR DEBT SERVICE	-	-	-	-
UNRESTRICTED CASH BALANCE	227,332	(37,930)	59,319	62,964
CASH: DECEMBER 31	227,332	(37,930)	59,319	62,964

TOWN OF RANGELY, COLORADO
WASTEWATER FUND REVENUES

Account	Description	Year 2008 Actual	Year 2009 Approved	Year 2009 Estimated	Year 2010 Budget
53-30-100	CUSTOMERS - RESIDENTIAL	266,006	275,000	268,689	288,000
53-30-150	CUSTOMERS - COMMERCIAL/OTHER	87,609	90,000	91,999	95,000
53-30-200	TAP FEES	-	-	-	-
53-30-250	PLANT INVESTMENT FEE	6,280	15,000	6,000	5,000
53-30-350	DUMP FEES	38,055	-	-	-
53-30-400	INTEREST INCOME	3,342	5,000	1,517	1,500
53-30-500	MISCELLANEOUS (General Fund)	-	1,500	1,408	1,500
53-30-630	EIA LOAN	-	-	-	-
53-30-940	EIA GRANT	-	-	-	-
		120,000	260,000	88,000	136,000
TOTAL WASTEWATER FUND REVENUES		521,292	646,500	457,613	527,000

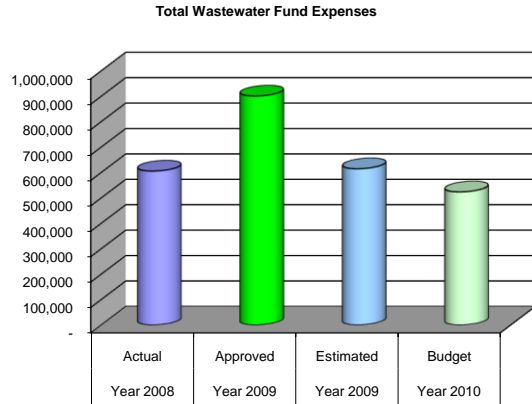
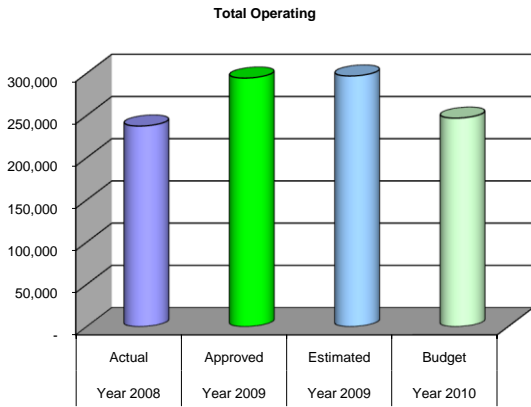


TOWN OF RANGELY, COLORADO
WASTEWATER FUND EXPENSES

Account	Description	Year 2008 Actual	Year 2009 Approved	Year 2009 Estimated	Year 2010 Budget
DEBT SERVICE					
53-49-820	EIA \$241,578, 2020 PRINCIPAL	12,943	13,000	13,000	13,590
53-49-830	EIA \$241,578, 2020 INTEREST	11,247	12,000	12,000	10,815
TOTAL DEBT SERVICE		24,190	25,000	25,000	24,405
OPERATING EXPENSES					
53-40-110	DEPARTMENT HEAD	16,936	22,000	22,334	12,000
53-40-112	CREW LEADER	14,234	15,000	22,484	10,000
53-40-115	ORC WASTE WATER PLANT	-	21,950	20,005	12,200
53-40-116	UTILITY TECHNICIAN	36,967	31,000	32,399	17,000
53-40-121	OVERTIME	3,342	6,000	6,828	6,500
53-40-123	SEASONAL	-	2,500	2,500	2,500
53-40-131	PAYROLL TAXES	5,418	8,200	5,244	6,000
53-40-132	RETIREMENT EXPENSE	3,613	5,500	3,105	4,000
53-40-133	HEALTH DENTAL VISION INSURANCE	16,050	32,000	28,184	19,000
53-40-134	LIFE INSURANCE	196	250	225	250
53-40-135	WORKERS' COMPENSATION	2,321	4,000	594	4,000
53-40-200	OFFICE SUPPLIES & EXPENSE	702	1,000	135	500
53-40-205	COMPUTER PROCESSING	1,146	500	1,463	1,500
53-40-210	TRAVEL & MEETINGS	1,018	1,500	624	1,000
53-40-220	PROFESSIONAL/TECHNICAL SERVICES	7,183	7,500	8,405	9,000
53-40-230	TRAINING & PROF DEVELOPMENT	-	5,000	257	3,500
53-40-240	PROPERTY/RISK INSURANCE	4,261	5,500	3,463	5,500
53-40-250	COMMUNICATIONS	3,435	3,500	3,787	4,000
53-40-260	BUILDING MAINTENANCE	4,608	7,000	5,159	6,500
53-40-270	UTILITIES	61,680	65,000	75,128	70,000
53-40-280	VEHICLE OPERATIONS & MAINT	3,332	4,500	5,283	4,500
53-40-285	FUEL	5,186	5,000	2,980	4,000
53-40-290	MACHINERY OPERATIONS & MAINT	15,923	10,000	16,186	12,500
53-40-320	UNIFORMS	1,165	1,500	2,175	2,500
53-40-330	SEWER MATERIALS & EXPENSE	22,628	15,000	19,695	15,000
53-40-350	CHEMICALS/LAB SUPPLIES	6,209	8,500	5,490	8,500
53-40-680	CONTINGENCY	-	5,000	2,704	5,000
TOTAL OPERATING		237,554	294,400	296,836	246,950
CHARGES FOR SERVICES					
53-40-900	ADMINISTRATIVE SERVICES	36,957	36,957	36,957	6,000
53-40-910	FINANCIAL SERVICES	26,776	26,776	26,776	4,000
53-40-920	PUBLIC WORKS SERVICES	5,684	5,684	5,684	-
53-40-930	POLICE DISPATCH SERVICES	11,635	11,635	11,635	-
53-40-940	FRANCHISE FEE	-	-	-	-
TOTAL CHARGES FOR SERVICES		81,052	81,052	81,052	10,000
CAPITAL OUTLAY					
53-40-700	CAPITAL OUTLAY	262,418	150,000	91,428	57,000
53-40-800	CAPITAL IMPROVEMENTS	-	350,000	120,000	185,000
TOTAL CAPITAL OUTLAY		262,418	500,000	211,428	242,000
TOTAL WASTEWATER FUND EXPENSES		605,214	900,452	614,316	523,355
REVENUES OVER (UNDER) EXPENSES		(83,923)	(253,952)	(156,703)	3,645

**TOWN OF RANGELY, COLORADO
WASTEWATER FUND EXPENSES**

Account	Description	Year 2008 Actual	Year 2009 Approved	Year 2009 Estimated	Year 2010 Budget
---------	-------------	---------------------	-----------------------	------------------------	---------------------



TOWN OF RANGELY, COLORADO
HOUSING AUTHORITY FUND SUMMARY

	Year 2008 Actual	Year 2009 Approved	Year 2009 Estimated	Year 2010 Budget
<u>SUMMARY OF REVENUES AND EXPENDITURES</u>				
REVENUES - SEE DETAIL	272,764	246,300	227,416	318,750
DEBT SERVICE - SEE DETAIL	(66,447)	(71,000)	(75,375)	(71,000)
CHARGES FOR SERVICES - SEE DETAIL	-	-	-	-
OPERATING EXPENDITURES - SEE DETAIL	(156,183)	(148,140)	(118,468)	(137,141)
CAPITAL EXPENSES - SEE DETAIL	(75,449)	(22,000)	(3,229)	(90,000)
	<u>(25,315)</u>	<u>5,160</u>	<u>30,344</u>	<u>20,609</u>
REVENUES OVER (UNDER) EXPENDITURES	<u>(25,315)</u>	<u>5,160</u>	<u>30,344</u>	<u>20,609</u>

FUND BALANCE CALCULATIONS

FUND BALANCE: JANUARY 1	56,191	30,876	30,876	61,220
REVENUES - SEE DETAIL	272,764	246,300	227,416	318,750
EXPENDITURES - SEE DETAIL	(298,079)	(241,140)	(197,072)	(298,141)
ADJUSTMENTS TO GAAP BASIS OF ACCOUNTING				
NONE	-	-	-	-
	<u>30,876</u>	<u>36,036</u>	<u>61,220</u>	<u>81,829</u>
FUND BALANCE: DECEMBER 31	<u>30,876</u>	<u>36,036</u>	<u>61,220</u>	<u>81,829</u>

FUND BALANCE RESTRICTIONS

COUNCIL RESTRICTED FUND BALANCE				
NONE	-	-	-	-
LEGALLY RESTRICTED FUND BALANCE				
RESTRICTED FOR DEBT SERVICE	72,000	72,000	72,000	72,000
UNRESTRICTED FUND BALANCE	(41,124)	(35,964)	(10,780)	9,829
	<u>30,876</u>	<u>36,036</u>	<u>61,220</u>	<u>81,829</u>
FUND BALANCE: DECEMBER 31	<u>30,876</u>	<u>36,036</u>	<u>61,220</u>	<u>81,829</u>

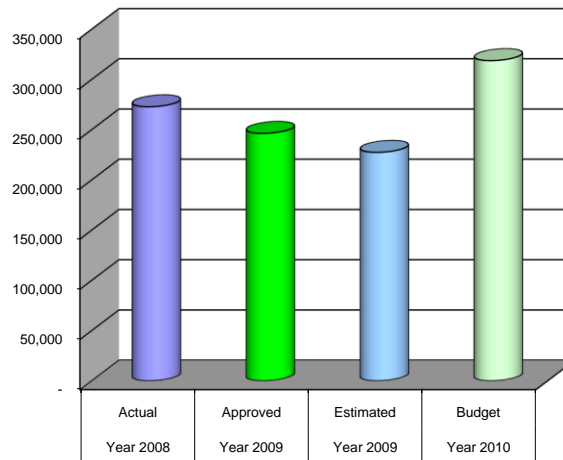
TOWN OF RANGELY, COLORADO
HOUSING AUTHORITY FUND SUMMARY

	Year 2008 Actual	Year 2009 Approved	Year 2009 Estimated	Year 2010 Budget
<u>CASH BALANCE CALCULATIONS</u>				
CASH: JANUARY 1	68,634	51,382	51,382	67,359
PREVIOUS YEAR END ACCRUALS				
RECEIPT OF RECEIVABLES AND OTHER ASSETS				
INTEREST RECEIVABLE	1,562	1,599	1,599	-
PAYMENT OF EXPENSES AND OTHER LIABILITIES				
ACCOUNTS PAYABLE	(5,610)	(15,966)	(15,966)	-
PAYROLL LIABILITIES	(6,095)	(3,839)	(3,839)	-
DEPOSIT RESERVE	(2,300)	(2,300)	(2,300)	-
TOTAL - BEGINNING OF YEAR	56,191	30,876	30,876	67,359
REVENUES - SEE DETAIL	272,764	246,300	227,416	318,750
TOTAL CASH AND REVENUES AVAILABLE	328,955	277,176	258,292	386,109
EXPENSES - SEE DETAIL	298,079	241,140	197,072	298,141
YEAR END ACCRUALS				
RECEIVABLES AND OTHER ASSETS				
INTEREST RECEIVABLE	(1,599)	-	-	-
EXPENSES AND OTHER LIABILITIES				
ACCOUNTS PAYABLE	15,966	-	-	-
PAYROLL LIABILITIES	3,839	3,839	3,839	-
DEPOSIT RESERVE	2,300	2,300	2,300	2,300
TOTAL YEAR END ACCRUALS	20,506	6,139	6,139	2,300
TOTAL EXPENSES AND ACCRUALS	277,573	235,001	190,933	295,841
CASH: DECEMBER 31	51,382	42,175	67,359	90,268
<u>CASH BALANCE RESTRICTIONS</u>				
COUNCIL RESTRICTED CASH BALANCE				
NONE	-	-	-	-
LEGALLY RESTRICTED CASH BALANCE				
RESTRICTED FOR DEBT SERVICE	72,000	72,000	72,000	72,000
DEPOSIT RESERVE	2,300	2,300	2,300	2,300
UNRESTRICTED CASH BALANCE	(22,918)	(32,125)	(6,941)	15,968
CASH: DECEMBER 31	51,382	42,175	67,359	90,268

TOWN OF RANGELY, COLORADO
HOUSING AUTHORITY FUND REVENUES

Account	Description	Year 2008 Actual	Year 2009 Approved	Year 2009 Estimated	Year 2010 Budget
REVENUES					
71-30-100	RENT COLLECTIONS	74,103	91,000	84,397	100,000
71-30-200	RENT SUBSIDY	60,252	72,000	64,517	83,000
71-30-205	LOANS SUBSIDY-PRINCIPAL	14,756	15,000	14,756	15,000
71-30-210	LOAN SUBSIDY-INTEREST 1%	3,916	5,000	3,916	5,000
71-30-215	LOAN SUBSIDY INTEREST 12.25%	47,095	58,000	55,095	50,000
71-30-220	SUBSIDY-OVERAGE	680	-	-	-
71-30-300	TELEVENTS/CABLE TV	1,244	1,300	1,145	1,150
71-30-400	MISCELLANEOUS	10,715	-	171	100
71-30-500	INTEREST EARNINGS	3,202	4,000	3,419	2,500
71-30-700	TRANSFER FROM HOUSING RESERVE	-	-	-	-
71-30-800	CCITF GRANT	56,800	-	-	62,000
TOTAL HOUSING REVENUES		272,764	246,300	227,416	318,750

Total Housing Revenues



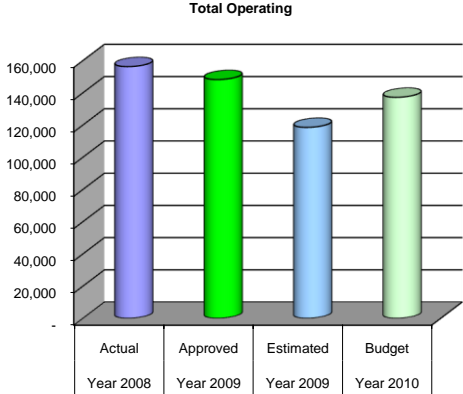
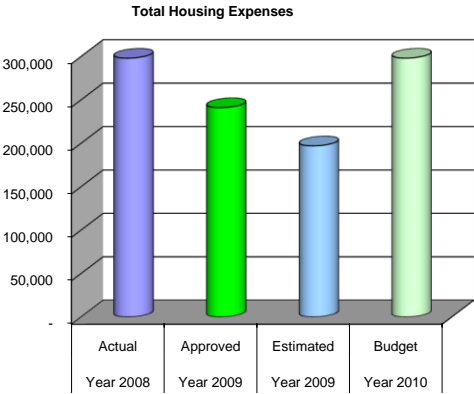
TOWN OF RANGELY, COLORADO
HOUSING AUTHORITY FUND EXPENSES

Account	Description	Year 2008 Actual	Year 2009 Approved	Year 2009 Estimated	Year 2010 Budget
OPERATING EXPENDITURES					
71-40-110	BUILDING SUPERVISOR	9,141	4,665	4,758	4,665
71-40-111	ADMINISTRATOR	18,716	12,725	12,667	12,726
71-40-117	MAINTENANCE WORKER/LABORER	24,339	25,000	24,203	25,000
71-40-121	OVERTIME	2,225	2,000	2,033	2,000
71-40-131	PAYROLL TAXES	4,278	3,800	3,517	3,800
71-40-132	RETIREMENT EXPENSE	2,721	2,000	2,183	2,200
71-40-133	HEALTH DENTAL VISION INSURANCE	13,727	8,500	8,101	10,000
71-40-134	LIFE INSURANCE	207	250	183	250
71-40-135	WORKERS' COMPENSATION	1,647	1,500	1,146	1,500
71-40-200	OFFICE SUPPLIES & EXPENSE	140	200	69	200
71-40-205	COMPUTER PROCESSING	-	200	-	200
71-40-210	TRAVEL & MEETINGS	387	900	627	900
71-40-220	PROFESSIONAL/TECHNICAL SVCES	500	1,000	1,142	1,000
71-40-240	PROPERTY/RISK INSURANCE	7,297	5,000	2,990	5,000
71-40-250	COMMUNICATIONS	3,292	2,200	2,190	2,500
71-40-260	BUILDING MAINTENANCE	25,108	18,000	19,012	20,000
71-40-270	UTILITIES	42,459	55,000	29,448	40,000
71-40-300	MARKETING	-	200	199	200
71-40-680	CONTINGENCY	-	5,000	4,000	5,000
TOTAL OPERATING		156,183	148,140	118,468	137,141
CAPITAL OUTLAY					
71-40-700	CAPITAL OUTLAY	4,767	-	-	-
71-40-800	CAPITAL IMPROVEMENTS	70,682	22,000	3,229	90,000
TOTAL CAPITAL OUTLAY		75,449	22,000	3,229	90,000
DEBT SERVICE					
71-40-801	FMHA OVERAGE CHARGE	680	1,000	980	1,000
71-40-802	INTEREST SUBSIDY 1%	3,916	5,000	4,500	5,000
71-40-803	INTEREST SUBSIDY 12.25%	47,095	50,000	55,095	50,000
71-40-804	PRINCIPAL INTEREST	14,756	15,000	14,800	15,000
71-40-840	DEBT SERVICE	-	-	-	-
TOTAL DEBT SERVICE		66,447	71,000	75,375	71,000
CHARGES FOR SERVICES					
71-40-900	TRANSFER - ADMINISTRATIVE SERV	-	-	-	-
71-40-910	TRANSFER - FINANCIAL SERVICES	-	-	-	-
71-40-920	TRANSFER - PUBLIC WORKS SERV	-	-	-	-
71-40-930	TRANSFER - POLICE DISPATCH	-	-	-	-
TOTAL CHARGES FOR SERVICES		-	-	-	-
TOTAL HOUSING EXPENSES		298,079	241,140	197,072	298,141
LAND USE AND DEVELOPMENT					
71-50-220	PROFESSIONAL/TECHNICAL SVCES	-	-	-	-
71-50-800	CAPITAL IMPROVEMENTS	-	-	-	-
TOTAL LAND USE AND DEVELOPMENT		-	-	-	-
TOTAL EXPENSES		298,079	241,140	197,072	298,141
REVENUES OVER (UNDER) EXPENSES		(25,315)	5,160	30,344	20,609

TOWN OF RANGELY, COLORADO
HOUSING AUTHORITY FUND EXPENSES

-

Account	Description	Year 2008 Actual	Year 2009 Approved	Year 2009 Estimated	Year 2010 Budget
---------	-------------	---------------------	-----------------------	------------------------	---------------------



TOWN OF RANGELY, COLORADO
FOUNDATION FOR PUBLIC GIVING FUND SUMMARY

-

	Year 2008 Actual	Year 2009 Approved	Year 2009 Estimated	Year 2010 Budget
<u>SUMMARY OF REVENUES AND EXPENDITURES</u>				
REVENUES - SEE DETAIL	8,089	11,000	10,000	10,000
DEBT SERVICE - SEE DETAIL	-	-	-	-
CHARGES FOR SERVICES - SEE DETAIL	-	-	-	-
OPERATING EXPENDITURES - SEE DETAIL	-	(10,000)	(10,000)	(10,000)
CAPITAL EXPENSES - SEE DETAIL	-	-	-	-
REVENUES OVER (UNDER) EXPENDITURES	8,089	1,000	-	-

FUND BALANCE CALCULATIONS

FUND BALANCE: JANUARY 1	260,236	268,325	268,325	268,325
REVENUES - SEE DETAIL	8,089	11,000	10,000	10,000
EXPENDITURES - SEE DETAIL	-	(10,000)	(10,000)	(10,000)
ADJUSTMENTS TO GAAP BASIS OF ACCOUNTING				
NONE	-	-	-	-
FUND BALANCE: DECEMBER 31	268,325	269,325	268,325	268,325

FUND BALANCE RESTRICTIONS

COUNCIL RESTRICTED FUND BALANCE				
BY COUNCIL RESOLUTION	236,339	236,339	230,351	231,601
LEGALLY RESTRICTED FUND BALANCE				
NONE	-	-	-	-
UNRESTRICTED FUND BALANCE	31,986	32,986	37,974	36,724
FUND BALANCE: DECEMBER 31	268,325	269,325	268,325	268,325

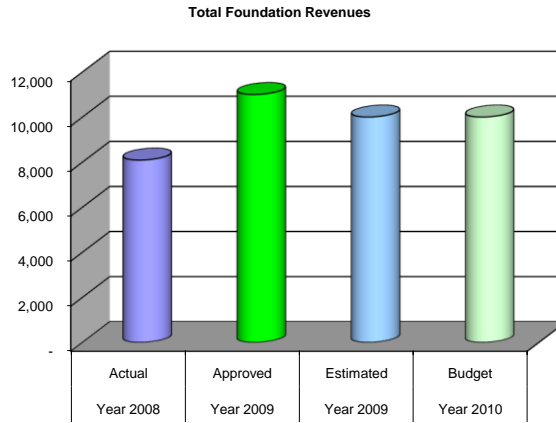
TOWN OF RANGELY, COLORADO
FOUNDATION FOR PUBLIC GIVING FUND SUMMARY

-

	Year 2008 Actual	Year 2009 Approved	Year 2009 Estimated	Year 2010 Budget
<u>CASH BALANCE CALCULATIONS</u>				
CASH: JANUARY 1	259,021	267,541	267,541	268,325
PREVIOUS YEAR END ACCRUALS				
RECEIPT OF RECEIVABLES AND OTHER ASSETS				
INTEREST RECEIVABLE	1,215	784	784	-
PAYMENT OF EXPENSES AND OTHER LIABILITIES				
NONE	-	-	-	-
TOTAL - BEGINNING OF YEAR	260,236	268,325	268,325	268,325
REVENUES - SEE DETAIL	8,089	11,000	10,000	10,000
TOTAL CASH AND REVENUES AVAILABLE	<u>268,325</u>	<u>279,325</u>	<u>278,325</u>	<u>278,325</u>
EXPENSES - SEE DETAIL	-	10,000	10,000	10,000
YEAR END ACCRUALS				
RECEIVABLES AND OTHER ASSETS				
INTEREST RECEIVABLE	(784)	-	-	-
EXPENSES AND OTHER LIABILITIES				
NONE	-	-	-	-
TOTAL YEAR END ACCRUALS	<u>(784)</u>	<u>-</u>	<u>-</u>	<u>-</u>
TOTAL EXPENSES AND ACCRUALS	<u>784</u>	<u>10,000</u>	<u>10,000</u>	<u>10,000</u>
CASH: DECEMBER 31	<u>267,541</u>	<u>269,325</u>	<u>268,325</u>	<u>268,325</u>
<u>CASH BALANCE RESTRICTIONS</u>				
COUNCIL RESTRICTED CASH BALANCE				
BY COUNCIL RESOLUTION	236,339	236,339	230,351	231,601
LEGALLY RESTRICTED CASH BALANCE				
NONE	-	-	-	-
UNRESTRICTED CASH BALANCE	31,202	32,986	37,974	36,724
CASH: DECEMBER 31	<u>267,541</u>	<u>269,325</u>	<u>268,325</u>	<u>268,325</u>

TOWN OF RANGELY, COLORADO
FOUNDATION FOR PUBLIC GIVING FUND REVENUES

Account	Description	Year 2008 Actual	Year 2009 Approved	Year 2009 Estimated	Year 2010 Budget
72-30-300	INTEREST INCOME BANK	7,954	11,000	10,000	10,000
72-30-400	PUBLIC SUPPORT	135	-	-	-
TOTAL FOUNDATION REVENUES		8,089	11,000	10,000	10,000

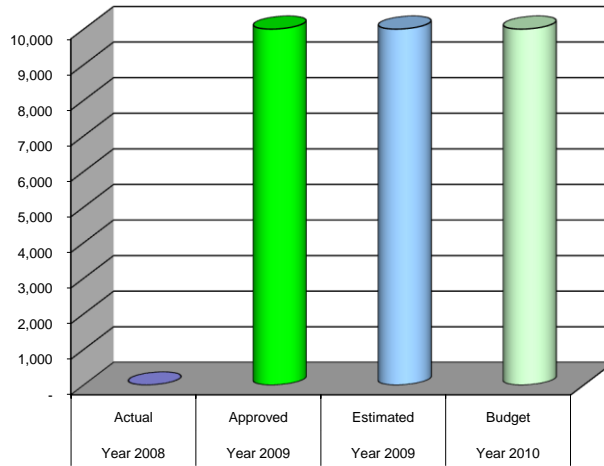


TOWN OF RANGELY, COLORADO
FOUNDATION FOR PUBLIC GIVING FUND EXPENSES

-

Account	Description	Year 2008 Actual	Year 2009 Approved	Year 2009 Estimated	Year 2010 Budget
72-40-500	GRANTS	-	10,000	10,000	10,000
TOTAL FUNDATION EXPENSES		-	10,000	10,000	10,000
REVENUES OVER (UNDER) EXPENSES		8,089	1,000	-	-

Total Foundation Expenses



TOWN OF RANGELY, COLORADO
RANGELY DEVELOPMENT AGENCY FUND SUMMARY

-

	Year 2008 Actual	Year 2009 Approved	Year 2009 Estimated	Year 2010 Budget
<u>SUMMARY OF REVENUES AND EXPENDITURES</u>				
REVENUES - SEE DETAIL	99,537	51,500	54,830	66,000
DEBT SERVICE - SEE DETAIL	-	-	-	-
CHARGES FOR SERVICES - SEE DETAIL	-	-	-	-
OPERATING EXPENDITURES - SEE DETAIL	(738)	(50,250)	(54,099)	(65,250)
CAPITAL EXPENSES - SEE DETAIL	(56,983)	-	-	-
REVENUES OVER (UNDER) EXPENDITURES	41,817	1,250	731	750

FUND BALANCE CALCULATIONS

FUND BALANCE: JANUARY 1	361,813	403,630	403,630	404,361
REVENUES - SEE DETAIL	99,537	51,500	54,830	66,000
EXPENDITURES - SEE DETAIL	(57,721)	(50,250)	(54,099)	(65,250)
ADJUSTMENTS TO GAAP BASIS OF ACCOUNTING				
LOAN REPAYMENTS	-	-	-	-
FUND BALANCE: DECEMBER 31	403,630	404,880	404,361	405,111

FUND BALANCE RESTRICTIONS

COUNCIL RESTRICTED FUND BALANCE				
NONE	-	-	-	-
LEGALLY RESTRICTED FUND BALANCE				
NONE	-	-	-	-
UNRESTRICTED FUND BALANCE	403,630	404,880	404,361	405,111
FUND BALANCE: DECEMBER 31	403,630	404,880	404,361	405,111

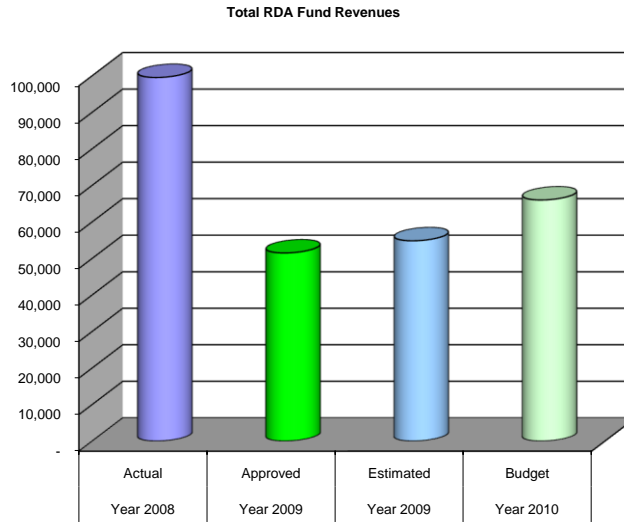
TOWN OF RANGELY, COLORADO
RANGELY DEVELOPMENT AGENCY FUND SUMMARY

-

	Year 2008 Actual	Year 2009 Approved	Year 2009 Estimated	Year 2010 Budget
<u>CASH BALANCE CALCULATIONS</u>				
CASH: JANUARY 1	367,304	408,920	408,920	404,361
PREVIOUS YEAR END ACCRUALS				
RECEIPT OF RECEIVABLES AND OTHER ASSETS				
INTEREST RECEIVABLE	74	48	48	-
PAYMENT OF EXPENSES AND OTHER LIABILITIES				
ACCOUNTS PAYABLE	(5,565)	(5,338)	(5,338)	-
TOTAL - BEGINNING OF YEAR	361,813	403,630	403,630	404,361
REVENUES - SEE DETAIL	99,537	51,500	54,830	66,000
TOTAL CASH AND REVENUES AVAILABLE	461,350	455,130	458,460	470,361
EXPENSES - SEE DETAIL	57,721	50,250	54,099	65,250
YEAR END ACCRUALS				
RECEIVABLES AND OTHER ASSETS				
INTEREST RECEIVABLE	(48)	-	-	-
EXPENSES AND OTHER LIABILITIES				
ACCOUNTS PAYABLE	5,338	-	-	-
TOTAL YEAR END ACCRUALS	5,290	-	-	-
TOTAL EXPENSES AND ACCRUALS	52,431	50,250	54,099	65,250
CASH: DECEMBER 31	408,920	404,880	404,361	405,111
<u>CASH BALANCE RESTRICTIONS</u>				
COUNCIL RESTRICTED CASH BALANCE				
NONE	-	-	-	-
LEGALLY RESTRICTED CASH BALANCE				
NONE	-	-	-	-
UNRESTRICTED CASH BALANCE	408,920	404,880	404,361	405,111
CASH: DECEMBER 31	408,920	404,880	404,361	405,111

TOWN OF RANGELY, COLORADO
RANGELY DEVELOPMENT AGENCY FUND REVENUES

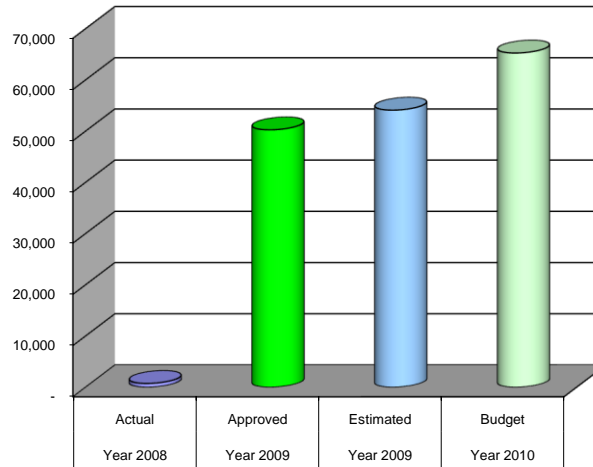
Account	Description	Year 2008 Actual	Year 2009 Approved	Year 2009 Estimated	Year 2010 Budget
73-30-200	INTEREST EARNINGS CD	2,362	1,500	830	1,000
73-30-500	MISCELLANEOUS INCOME	97,176	50,000	54,000	65,000
73-30-600	REVENUES ON SHOPPING CENTER & PROPRTIE	-	-	-	-
TOTAL RDA FUND REVENUES		99,537	51,500	54,830	66,000



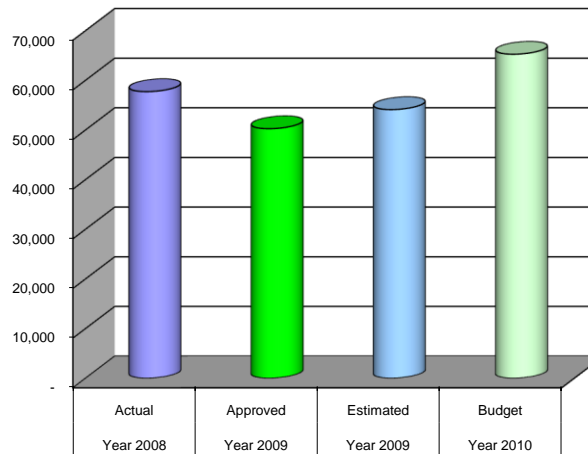
TOWN OF RANGELY, COLORADO
RANGELY DEVELOPMENT AGENCY FUND EXPENSES

Account	Description	Year 2008 Actual	Year 2009 Approved	Year 2009 Estimated	Year 2010 Budget
73-40-200	ADMINISTRATIVE EXPENSE	-	-	-	-
73-40-210	TRAVEL/MEETING	-	-	-	-
73-40-220	PROF/TECH SERVICES	538	50,000	53,900	65,000
73-40-270	UTILITIES	200	250	199	250
TOTAL OPERATING		738	50,250	54,099	65,250
73-40-700	CAPITAL OUTLAY	-	-	-	-
73-40-800	CAPITAL IMPROVEMENTS	56,983	-	-	-
TOTAL CAPITAL		56,983	-	-	-
TOTAL RDA FUND EXPENSES		57,721	50,250	54,099	65,250
REVENUES OVER (UNDER) EXPENSES		41,817	1,250	731	750

Total Operating



Total RDA Fund Expenses



TOWN OF RANGELY, COLORADO
CONSERVATION TRUST FUND SUMMARY

-

	Year 2008 Actual	Year 2009 Approved	Year 2009 Estimated	Year 2010 Budget
<u>SUMMARY OF REVENUES AND EXPENDITURES</u>				
REVENUES - SEE DETAIL	11,985	18,000	20,251	18,000
DEBT SERVICE - SEE DETAIL	-	-	-	-
CHARGES FOR SERVICES - SEE DETAIL	-	-	-	-
OPERATING EXPENDITURES - SEE DETAIL	-	-	-	-
CAPITAL EXPENSES - SEE DETAIL	-	-	(7,000)	(57,000)
REVENUES OVER (UNDER) EXPENDITURES	11,985	18,000	13,251	(39,000)

FUND BALANCE CALCULATIONS

FUND BALANCE: JANUARY 1	83,591	95,576	95,576	108,827
REVENUES - SEE DETAIL	11,985	18,000	20,251	18,000
EXPENDITURES - SEE DETAIL	-	-	(7,000)	(57,000)
ADJUSTMENTS TO GAAP BASIS OF ACCOUNTING				
NONE	-	-	-	-
FUND BALANCE: DECEMBER 31	95,576	113,576	108,827	69,827

FUND BALANCE RESTRICTIONS

COUNCIL RESTRICTED FUND BALANCE				
NONE	-	-	-	-
LEGALLY RESTRICTED FUND BALANCE				
NONE	-	-	-	-
UNRESTRICTED FUND BALANCE	95,576	113,576	108,827	69,827
FUND BALANCE: DECEMBER 31	95,576	113,576	108,827	69,827

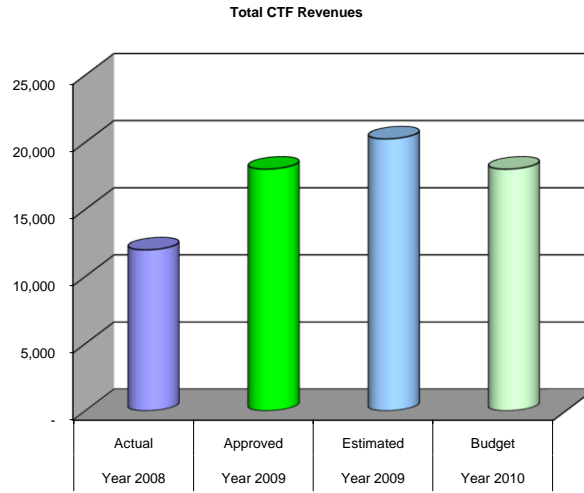
TOWN OF RANGELY, COLORADO
CONSERVATION TRUST FUND SUMMARY

-

	Year 2008 Actual	Year 2009 Approved	Year 2009 Estimated	Year 2010 Budget
<u>CASH BALANCE CALCULATIONS</u>				
CASH: JANUARY 1	83,446	95,483	95,483	108,827
PREVIOUS YEAR END ACCRUALS				
RECEIPT OF RECEIVABLES AND OTHER ASSETS				
INTEREST RECEIVABLE	145	93	93	-
PAYMENT OF EXPENSES AND OTHER LIABILITIES				
ACCOUNTS PAYABLE	-	-	-	-
TOTAL - BEGINNING OF YEAR	83,591	95,576	95,576	108,827
REVENUES - SEE DETAIL	11,985	18,000	20,251	18,000
TOTAL CASH AND REVENUES AVAILABLE	95,576	113,576	115,827	126,827
EXPENSES - SEE DETAIL	-	-	7,000	57,000
YEAR END ACCRUALS				
RECEIVABLES AND OTHER ASSETS				
INTEREST RECEIVABLE	(93)	-	-	-
EXPENSES AND OTHER LIABILITIES				
DEFERRED REVENUE	-	-	-	-
TOTAL YEAR END ACCRUALS	(93)	-	-	-
TOTAL EXPENSES AND ACCRUALS	93	-	7,000	57,000
CASH: DECEMBER 31	95,483	113,576	108,827	69,827
<u>CASH BALANCE RESTRICTIONS</u>				
COUNCIL RESTRICTED CASH BALANCE				
NONE	-	-	-	-
LEGALLY RESTRICTED CASH BALANCE				
NONE	-	-	-	-
UNRESTRICTED CASH BALANCE	95,483	113,576	108,827	69,827
CASH: DECEMBER 31	95,483	113,576	108,827	69,827

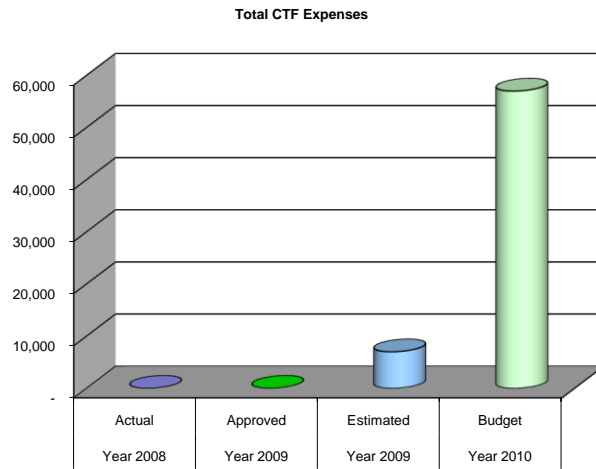
TOWN OF RANGELY, COLORADO
CONSERVATION TRUST FUND REVENUES

Account	Description	Year 2008 Actual	Year 2009 Approved	Year 2009 Estimated	Year 2010 Budget
74-30-100	LOTTERY DISTRIBUTION	10,732	10,000	8,621	10,000
74-30-200	INTEREST INCOME	1,253	8,000	11,630	8,000
74-30-300	MISCELLANEOUS REVENUES/2002 ACCRUAL	-	-	-	-
TOTAL CTF REVENUES		11,985	18,000	20,251	18,000



TOWN OF RANGELY, COLORADO
CONSERVATION TRUST FUND EXPENSES

Account	Description	Year 2008 Actual	Year 2009 Approved	Year 2009 Estimated	Year 2010 Budget
74-40-123	SEASONAL	-	-	-	-
74-40-131	PAYROLL TAXES	-	-	-	-
74-40-135	WORKERS' COMPENSATION	-	-	-	-
74-40-220	PROFESSIONAL & TECHNICAL SERVICES	-	-	-	-
74-40-600	TRANSFER TO GF	-	-	-	-
74-40-700	CAPITAL OUTLAY	-	-	-	-
74-40-800	CAPITAL IMPROVEMENTS	-	-	7,000	57,000
TOTAL CTF EXPENSES		-	-	7,000	57,000
REVENUES OVER (UNDER) EXPENSES		11,985	18,000	13,251	(39,000)



TOWN OF RANGELY, COLORADO
HOUSING ASSISTANCE FUND SUMMARY

-

	Year 2008 Actual	Year 2009 Approved	Year 2009 Estimated	Year 2010 Budget
<u>SUMMARY OF REVENUES AND EXPENDITURES</u>				
REVENUES - SEE DETAIL	267,558	156,500	77,850	77,500
DEBT SERVICE - SEE DETAIL	-	-	-	-
CHARGES FOR SERVICES - SEE DETAIL	-	-	-	-
OPERATING EXPENDITURES - SEE DETAIL	(49,152)	(83,500)	(73,216)	(77,500)
CAPITAL EXPENSES - SEE DETAIL	-	-	-	-
REVENUES OVER (UNDER) EXPENDITURES	218,406	73,000	4,634	-

FUND BALANCE CALCULATIONS

FUND BALANCE: JANUARY 1	512,234	730,640	730,640	735,274
REVENUES - SEE DETAIL	267,558	156,500	77,850	77,500
EXPENDITURES - SEE DETAIL	(49,152)	(83,500)	(73,216)	(77,500)
ADJUSTMENTS TO GAAP BASIS OF ACCOUNTING				
NONE	-	-	-	-
FUND BALANCE: DECEMBER 31	730,640	803,640	735,274	735,274

FUND BALANCE RESTRICTIONS

COUNCIL RESTRICTED FUND BALANCE				
NONE	-	-	-	-
LEGALLY RESTRICTED FUND BALANCE				
NONE	-	-	-	-
UNRESTRICTED FUND BALANCE	730,640	803,640	735,274	735,274
FUND BALANCE: DECEMBER 31	730,640	803,640	735,274	735,274

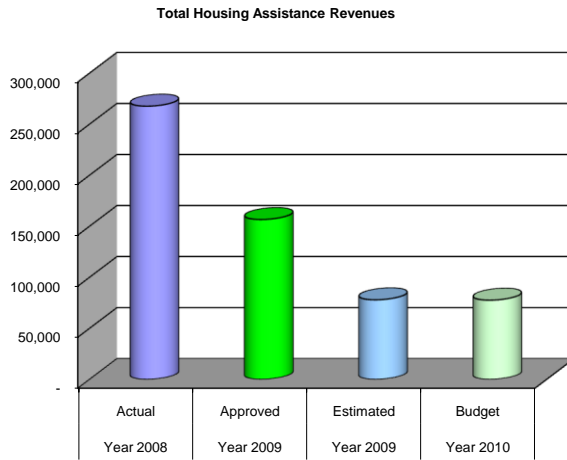
TOWN OF RANGELY, COLORADO
HOUSING ASSISTANCE FUND SUMMARY

-

	Year 2008 Actual	Year 2009 Approved	Year 2009 Estimated	Year 2010 Budget
<u>CASH BALANCE CALCULATIONS</u>				
CASH: JANUARY 1	511,502	730,168	730,168	735,274
PREVIOUS YEAR END ACCRUALS				
RECEIPT OF RECEIVABLES AND OTHER ASSETS				
INTEREST RECEIVABLE	732	472	472	-
PAYMENT OF EXPENSES AND OTHER LIABILITIES				
ACCOUNTS PAYABLE	-	-	-	-
TOTAL - BEGINNING OF YEAR	512,234	730,640	730,640	735,274
REVENUES - SEE DETAIL	267,558	156,500	77,850	77,500
TOTAL CASH AND REVENUES AVAILABLE	779,792	887,140	808,490	812,774
EXPENSES - SEE DETAIL	49,152	83,500	73,216	77,500
YEAR END ACCRUALS				
RECEIVABLES AND OTHER ASSETS				
INTEREST RECEIVABLE	(472)	-	-	-
EXPENSES AND OTHER LIABILITIES				
ACCOUNTS PAYABLE	-	-	-	-
TOTAL YEAR END ACCRUALS	(472)	-	-	-
TOTAL EXPENSES AND ACCRUALS	49,624	83,500	73,216	77,500
CASH: DECEMBER 31	730,168	803,640	735,274	735,274
<u>CASH BALANCE RESTRICTIONS</u>				
COUNCIL RESTRICTED CASH BALANCE				
NONE	-	-	-	-
LEGALLY RESTRICTED CASH BALANCE				
NONE	-	-	-	-
UNRESTRICTED CASH BALANCE	730,168	803,640	735,274	735,274
CASH: DECEMBER 31	730,168	803,640	735,274	735,274

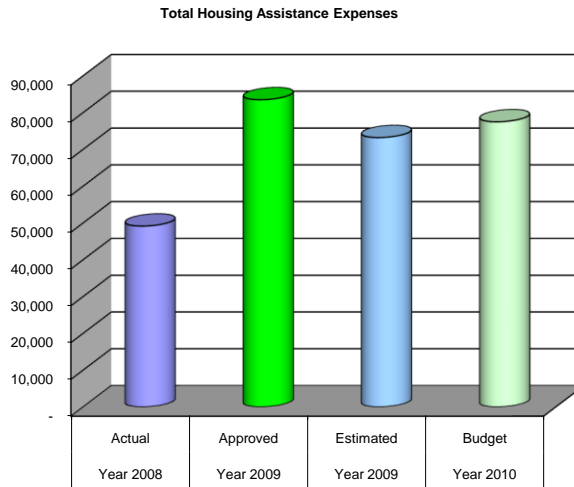
TOWN OF RANGELY, COLORADO
HOUSING ASSISTANCE FUND REVENUES

Account	Description	Year 2008 Actual	Year 2009 Approved	Year 2009 Estimated	Year 2010 Budget
75-30-200	LOT SALES	259,840	150,000	74,986	75,000
75-30-300	LOAN REPAYMENTS/CNCC	-	-	-	-
75-30-350	GRANTS & LOANS	-	-	-	-
75-30-400	INTEREST	6,788	6,500	2,864	2,500
75-30-500	MISCELLANEOUS	930	-	-	-
TOTAL HOUSING ASSISTANCE REVENUES		267,558	156,500	77,850	77,500



TOWN OF RANGELY, COLORADO
HOUSING ASSISTANCE FUND EXPENSES

Account	Description	Year 2008 Actual	Year 2009 Approved	Year 2009 Estimated	Year 2010 Budget
75-40-220	PROF/TECH SERVICES	1,080	2,500	1,217	2,500
75-40-230	LOT SALES EXPENSE	-	6,000	1,011	10,000
75-40-240	HOUSING DEVELOPMENT	-	-	-	-
75-40-260	MOBILE HOME RELOCATION	-	-	-	-
75-40-700	CAPITAL OUTLAY	-	-	-	-
75-40-800	CAPITAL IMPROVEMENTS	48,072	75,000	70,988	65,000
TOTAL HOUSING ASSISTANCE EXPENSES		49,152	83,500	73,216	77,500
REVENUES OVER (UNDER) EXPENSES		218,406	73,000	4,634	-



TOWN OF RANGELY, COLORADO
RANGELY DEVELOPMENT CORPORATION FUND SUMMARY

-

	Year 2008 Actual	Year 2009 Approved	Year 2009 Estimated	Year 2010 Budget
<u>SUMMARY OF REVENUES AND EXPENDITURES</u>				
REVENUES - SEE DETAIL	8,001	8,500	6,481	2,500
DEBT SERVICE - SEE DETAIL	-	-	-	-
CHARGES FOR SERVICES - SEE DETAIL	-	-	-	-
OPERATING EXPENDITURES - SEE DETAIL	(50)	-	-	-
CAPITAL EXPENSES - SEE DETAIL	-	-	-	-
REVENUES OVER (UNDER) EXPENDITURES	7,951	8,500	6,481	2,500

FUND BALANCE CALCULATIONS

FUND BALANCE: JANUARY 1	281,278	289,229	289,229	295,710
REVENUES - SEE DETAIL	8,001	8,500	6,481	2,500
EXPENDITURES - SEE DETAIL	(50)	-	-	-
ADJUSTMENTS TO GAAP BASIS OF ACCOUNTING	-	-	-	-
PRINCIPAL PAYMENTS RECEIVED	-	-	-	-
FUND BALANCE: DECEMBER 31	289,229	297,729	295,710	298,210

FUND BALANCE RESTRICTIONS

COUNCIL RESTRICTED FUND BALANCE				
NONE	-	-	-	-
LEGALLY RESTRICTED FUND BALANCE				
WHITE RIVER MARKET BOND	135,000	135,000	135,000	135,000
UNRESTRICTED FUND BALANCE	154,229	162,729	160,710	163,210
FUND BALANCE: DECEMBER 31	289,229	297,729	295,710	298,210

TOWN OF RANGELY, COLORADO
RANGELY DEVELOPMENT CORPORATION FUND SUMMARY

-

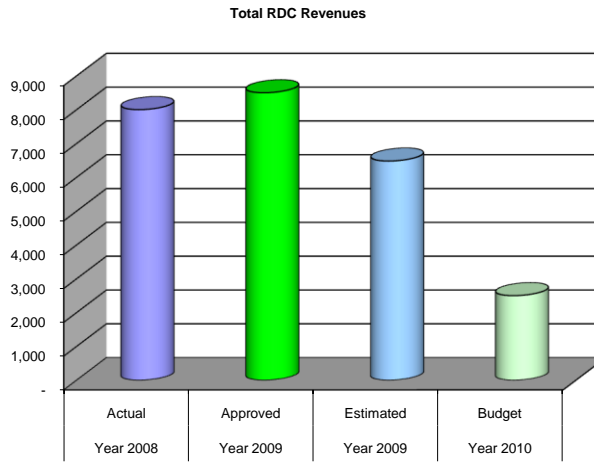
	Year 2008 Actual	Year 2009 Approved	Year 2009 Estimated	Year 2010 Budget
<u>CASH BALANCE CALCULATIONS</u>				
CASH: JANUARY 1	253,109	283,070	283,070	289,551
PREVIOUS YEAR END ACCRUALS				
RECEIPT OF RECEIVABLES AND OTHER ASSETS				
NONE	-	-	-	-
PAYMENT OF EXPENSES AND OTHER LIABILITIES				
NONE	-	-	-	-
TOTAL - BEGINNING OF YEAR	253,109	283,070	283,070	289,551
REVENUES - SEE DETAIL	8,001	8,500	6,481	2,500
TOTAL CASH AND REVENUES AVAILABLE	261,110	291,570	289,551	292,051
EXPENSES - SEE DETAIL	50	-	-	-
YEAR END ACCRUALS				
RECEIVABLES AND OTHER ASSETS				
NONE	22,010	-	-	-
EXPENSES AND OTHER LIABILITIES				
NONE	-	-	-	-
TOTAL YEAR END ACCRUALS	22,010	-	-	-
TOTAL EXPENSES AND ACCRUALS	(21,960)	-	-	-
CASH: DECEMBER 31	283,070	291,570	289,551	292,051

CASH BALANCE RESTRICTIONS

COUNCIL RESTRICTED CASH BALANCE				
NONE	-	-	-	-
LEGALLY RESTRICTED CASH BALANCE				
WHITE RIVER MARKET BOND	135,000		135,000	135,000
UNRESTRICTED CASH BALANCE	148,070	291,570	154,551	157,051
CASH: DECEMBER 31	283,070	291,570	289,551	292,051

TOWN OF RANGELY, COLORADO
RANGELY DEVELOPMENT CORPORATION FUND REVENUES

Account	Description	Year 2008 Actual	Year 2009 Approved	Year 2009 Estimated	Year 2010 Budget
76-30-100	LOAN REPAYMENT - WHITERIVER MARKET	-	-	-	-
76-30-200	PRINCIPAL ON LOANS	-	-	-	-
76-30-300	INTEREST INCOME	8,001	8,500	6,481	2,500
76-30-400	MISCELLANEOUS	-	-	-	-
TOTAL RDC REVENUES		8,001	8,500	6,481	2,500



TOWN OF RANGELY, COLORADO
RANGELY DEVELOPMENT CORPORATION FUND EXPENSES

Account	Description	Year 2008 Actual	Year 2009 Approved	Year 2009 Estimated	Year 2010 Budget
76-40-220	PROF/TECH SERVICES	50	-	-	-
76-40-800	CAPITAL IMPROVEMENTS-BUSINESS DEVELOPEMEI	-	-	-	-
TOTAL RDC EXPENSES		50	-	-	-
REVENUES OVER (UNDER) EXPENSES		7,951	8,500	6,481	2,500

Total RDC Expenses

