



Jeannette Kitlan, Owner



Endless Mountains Quiltworks

Northeast Pennsylvania's Premier Quilt Shop and Creative Fabric Center since 2001



January - April 2012

Special Events Calendar

- ♦ Closed Sunday, Jan. 1
- ♦ **Thank You Sale** Jan. 3 - 15, 20% off fabric
- ♦ **Day of Caring** Jan. 20
- ♦ **Super Weekend** Feb. 3, 4, and 5.
- ♦ **Leap Day** Feb. 29
- ♦ **Susquehanna Valley Quilters Guild Show**, Hughesville, Mar. 2- 4
- ♦ **March Madness** at EMQ March 27 - 31
- ♦ Closed Easter April 8
- ♦ **Judi Niemeyer Style Piecing Weekend** April 14-15
- ♦ **Top Shop Tour** April 20 - 29



January 3 - 15, 2012

Thank You Sale

20% Off All Fabric*

Enjoy!

We want to say Thank You to all of our wonderful customers!

***Take 20% off ALL regular priced fabric. Buy as much as you want but it needs to be at least 1/2 yard cut from a bolt to get the sale price.**

Sale extends two full weeks! Clearance Fabrics \$3.99 to \$6.99.

Six New Block of the Month Programs



- ♦ Building Blocks in Four Colors
- ♦ Thangles Blueberry Stars
- ♦ Prairie Flowers Applique
- ♦ Kids Can Sew and Quilt
- ♦ Calendar Girls Stitchery
- ♦ Amish With A Twist

Read on...



Amish With a Twist

Six New Block of the Month Programs for 2012



Twelve 9" blocks, \$7.99 per month for 12 months plus purchase of your choice of two yards of background fabric with purchase of Block #1.

Four Color Ways to choose from with different prints each month:

1. Black & White

We chose bright red for our background.

2. Jo Morton's Spice



Cinnamon, Nutmeg & Olive

3. Classic Kansas Troubles


Navy, Cranberry & Spruce

4. Soft Pastels

We chose an "airy" mint green background.



Starts in January



Recommended finishing set: 70" x 70" Trellis Setting pattern \$11.99 OR finish any way you want.



Building Blocks is based on today's rotary cutting methods. However, a convenient set of acrylic templates \$29.99 is available for easy and accurate cutting. You will love them!



You arrange the colors in your block or follow our lead. Blocks will be displayed each month in the shop for inspiration. You can do more than one color way. Call to reserve your kit today 570-836-7575.

2 Blueberry Stars with Mini Thangles

11.5" x 15.5"

- ◆ Purchase the enrollment pack that includes the pattern set, 1/2" and 3/4" Thangles, 5/8 yard background light, and the blue strip for January's block \$29.99.
- ◆ Each month for 12 months get the blue fabric strips for the 3" star blocks \$2.
- ◆ Finish on your own or purchase a finishing kit for \$12.99.
- ◆ Get 13 bonus patterns using the blocks in a variety of miniature projects.



Thangles Blueberry Stars - Main Sampler
Copyright 1999 all rights reserved



Some of the bonus patterns included in the Blueberry Stars pattern Pack.



THANGLES

- ◆ Starts in January. \$2 per month.



Beginners and experienced applique fans will love Jo Morton's Prairie Flower Blocks.

Our 11 month program includes only the applique blocks on assorted light backgrounds. Month 1-5, make two 6" blocks each month. Month 6 you will receive the big 16" center medallion. Return to two 6" blocks for months 7-11. Finish the 57" sq. quilt as shown with your own fabric or create your own setting with fabrics of your choice.

\$15.99 per month (\$19.99 Month #6) plus book \$24.99.

Starts in FEBRUARY. Call 570-836-7575 to reserve your book and first kit. Call before January 20 and we will take \$5 off the price of the book.



Kids Can Sew

Exciting new program designed for experienced quilters to partner with kids to teach them how to sew! Starts in January.

Enrollment package includes the book, one scheduled class, and one pre-cut kit for \$49. The student attends the class accompanied by an adult with the family sewing machine.

Complete one block in the class and go home with confidence to complete the rest of the blocks together at home. We will mail the next eight pre-cut block kits \$9.99 each month to the student's home so they can look forward to their next sewing day with their experienced mentor. Find more information in our Class Schedule page ?

2012 Block of the Month Programs continued...



Calendar Girls Stitchery

Each month you will receive the colored pattern, primitive background fabric, and DMC floss to complete the 8.5" x 11" calendar girl block. Girls are worked in black DMC backstitch using 2 strands. Month #1 you will get a collection of colored floss to use for the year. Additional flosses plus black will be included in the monthly kits as necessary. You can finish your girls in a simple setting shown or any way you want. We will be framing our girls. Watch for the Calendar Girls quilt to visit Endless Mountains Quiltworks. Starts in January.

\$8.99 per month. Month 1 is \$13.99.
Call 570-836-7575 to reserve your "Girls"



5



6

Amish With A Twist

Six month BOM program consisting of installments with lessons designed for the BEGINNING QUILTER. Make three blocks each month for four months, then complete the pieced border. Wrap up the last month with the appliques on the outer border. Lessons are in full color with detailed diagrams and visual guides. The lessons are grouped by related techniques and progress in level of difficulty.

This is an outstanding 88" x 105" queen size quilt program designed for the beginner but interesting enough for the experienced quilter to enjoy with ease and confidence. Five bonus projects are included to extend the learned skills. Fabrics used come from the Marcus Fabrics "Centennial Solids" collection and represent of the rich palette favored by traditional Amish style quilts. This quilt is offered with a premium black background but would also be stunning with a light color or subtle gray background popular with today's modern quilter.

Starts in MARCH. \$32.99 per month. Call 570-836-7575 today to go Amish!


2012 Club News at a glance



- ◆ Thimbleberries Club Returns to EMQ for 2012
First Wed. at 7pm or following Thur. 10am
\$30/six months
- ◆ Journey 3 begins at the Prairie Woman's Sewing
Circle Club meets 3rd Thursday at 7pm
\$48/ six months
- ◆ Applique Club for fans of all kinds of applique
meets 3rd Thursday 12:30 - 2:30pm free!
- ◆ Stitchery Club for hand embroidery enthusiasts
meets 4th Thursday 1-3pm free!
- ◆ Modern Quilt Guild meets 2nd Sunday afternoon 1-3pm. Free!

LIFE
is a
lot
nicer
when
SHARED
with
a
FRIEND

2012 Club News




THIMBLEBERRIES
2012
Quilt Club

PATTERN PARTY

12 MONTHS OF QUILTING & PARTY FUN

4 SEASONAL
QUILTS
& SO
MUCH MORE!




Thimbleberries
Pattern Party
12 MONTHS OF
QUILTING & PARTY FUN


Thimbleberries Club returns to EMQ in 2012!

Join us on the first Wednesday evening at 7pm or following Thursday morning at 10am. \$30 membership fee for January through June. Enjoy fun, sharing, and learning with four great seasonal projects from Lynette Jensen's fabulous new book **Pattern Party \$29.95**.


Can't join us for club? You can still buy the book and project kits. Call 570-836-7575 to reserve your book and favorite kit. Call shop for kit prices. Projects are all about 50" square.




Love Me Tender SPRING




Little Garden SUMMER




Twin Peaks AUTUMN



Christmas Kaleidoscope WINTER





Prairie Women's Sewing Circle
...journey the threads of time

If you like antique and historical reproduction fabrics this is the club for you. Join us for monthly "gatherings" on the third Thursday evening of the month at 7pm as we make progress through Journey 3. Curriculum includes monthly patterns in two sizes. Bonus projects, doorprizes and fun. Membership is \$48 for Jan. through June.

Special Interest Clubs

APPLIQUE CLUB

Meets every third Thursday afternoon from 12:30 to 2:30 for fans of all kinds of hand appliqué. Gather with friends of all skill levels for support, learning, and loads of laughter. Expert quilt maker Alice Giombetti is your mentor. Everyone's welcome. Join at any time. Free!

Hand Stitchery Club

For fans of hand embroidery and various stitchery techniques. Come and make new friends. Bring some show and tell and a project to work on. Learn a little...share a little. Beginner Friendly! Louise Schelter is your stitching "Mom." Meets the 4th Thursday of the month 1-3pm. Join at any time. Free!



More Club News



The Scranton Modern Quilt Guild meets at Endless Mountains Quiltworks on the 2nd Sunday afternoon at 1pm. Membership is free. Come and join us for a fresh approach to quiltmaking. Lots of fun, laughter, and sharing. All skill levels welcome. Bring show n tell. Visit our brand new modern quilt guild blog at <http://scrantonmodernquiltguild.wordpress.com/>

What is a "modern" quilt?

Like past decorative art movements such as the Art Deco style that emerged in the early 1900's or the 1950's Mid Century Modern style that brought us sculpted fiberglass furniture, the modern quilt movement is a fresh approach to quilt making. Look for these style elements:

- Make primarily functional quilts but place a large emphasis on the design and art of quilt making
- Use asymmetry in quilt design
- Rely less on repetition and on the interaction of quilt block motifs
- May contain reinterpreted traditional blocks
- Embrace simplicity and minimalism
- Utilize alternative block structures or lack of visible block structure
- Incorporate increased use of negative space
- Are inspired by modern art and architecture
- Frequently use improvisational piecing
- Contain bold colors, on trend color combinations and graphic prints
- Often use gray and white as neutrals
- Reflect an increased use of solid fabrics
- Focus on finishing quilts on home sewing machines



Modern Quilt Guild member Maureen M. and her quilt.

Source: ModernQuiltGuild.com

Special Events



Super Bowl Weekend

Shop Friday, Saturday and Sunday!

Feb. 3 - 5, 2012 Regular Shop Hours

Take 40% Off Any One Reg. Price Item*

Name _____

Address _____

Email _____

Phone _____

Trouble printing? Just mention the coupon. We will give you one.



Bring this coupon to enter our Super Bowl Weekend Giveaway. Watch your email for prize details. Don't miss this blow-out savings event!

40%
Off

*Coupon Limited to One per Customer per Family

More Events

What does

- ◆ Sweet Sixteen
- ◆ Final Four
- ◆ The Big Dance
- ◆ Quarter Finals
- ◆ Ball Handling

Have to do with quilting?



March 27 through 31, 2012

Be sure to visit EMQ from March 27 - 31 for lots of fun, prizes, demos, goodie bags and more.

Watch your email for more details. Visit www.EMQuiltworks.com to sign up for our email updates.



How many people does it take to pick out fabric for a quilt?



I told you to use quarter inch seam allowances!



Does it really have to match?



Stay out of my way! I'm heading to March Madness at EMQ!

2012 Top Shop Tour

April 20 - 29

Shop Hop to 4 of America's Top Quilt Shops featured in Quilt Sampler Magazine Right here in our region!

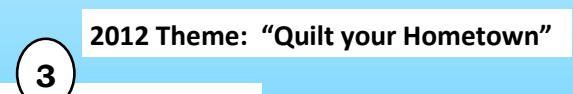


3906 New Court Ave.
Syracuse, NY 13206
315-445-0617
Calicogals.com

Passports on sale March 1
Extended Hours: 10-7 Mon.-Sat. and 12-4 on Sunday. See shops for more details.



2532 Cherry Valley Tpk
Marcellus, NY 13108
315-673-2208
Patchworkplus.com



2012 Theme: "Quilt your Hometown"
518 W. State St.
Ithaca, NY 14850
607-266-0850
E-quilterscorner.com



512 Towne Plaza
Tunkhannock, PA 18657
570-836-7575
EMQuiltworks.com

More Events

Day of Caring 2012

Sewing Day Jan. 20

10am



Join us on Friday, Jan. 20 for a day of sewing. We will be making zippered cosmetic bags for filling with toiletries for women's crisis centers. This is a work day so bring your sewing machine with its zipper foot. All supplies will be provided. We have a slick pattern for the bag that works up in just 5 minutes. You will love it. We will be filling the bags later this summer at our official "Day of Caring" event. Come at 10am and stay as long as you can. All are welcome.



Thank you Heirloom Creations in Sioux Falls, South Dakota, for this great pattern and the idea for helping our local women's crisis and resource centers.

Shop Notes

- Hooray!!! We donated over 800 pillowcases in 2011 to the ConKerr Cancer program. Thank You to all the generous folks who contributed to this wonderful program. You touched the lives of families from Danville to Pittsburgh, Tunkhannock to Towanda, and Rochester to Buffalo. That's over 2 pillowcases each day to a sick child or nursing home resident. This year the Ronald McDonald Houses in Danville, PA and Rochester, NY received your thoughtful gifts. Added this year was a donation to the Little Dresses for Africa project. Your beautiful gesture has surely delivered smiles to all. But don't stop! The program continues throughout the new year.
- Have you checked out the new wool fat 8ths we have in stock AND the delicious new hand dyed wool Charm packs?
- Fat Quarters have returned to EMQ winter 2012. Our fat quarter fixtures sat out the fall quarter as we settled in to our "new" shop.
- EMQ will be vending at the Susquehanna Valley Quilt Guild Show. "Garden of Quilts" will be Friday, March 2, 6-9pm, Saturday, March 3, 10am - 6pm and Sunday March 4, noon - 4pm at the Hughesville Fire Hall, Hughesville, PA.
- The 3rd PA Invitational Quilt Show will be Sat., Oct. 6, 2012, during Airing of the Quilts. This show seeks out fine PA resident quilt makers and invites them to exhibit their work. Call 570-836-7575 to have an invitation sent to a worthy quilt maker.



Looking ahead...



June 1 - 10, 2012

It's a Mystery!

Susquehanna Stash Dash

5 shops in 9 days

Educational Programs and Classes



New

FABRIC CROCHET with Alida Priestner

Jan. 17 OR Feb. 15 10am- 2pm

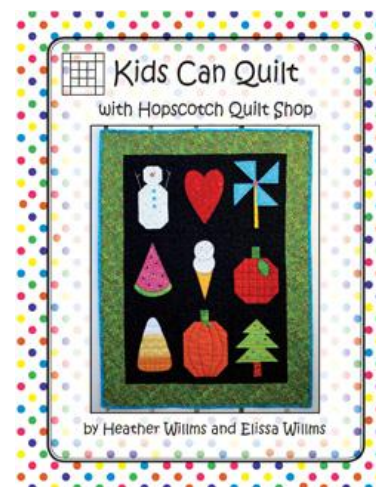
Learn to crochet with fabric strips from award winning crochet expert Alida Priestner. This class is **definitely for beginners** with no prior knowledge of crochet. Use up those scrap strips. Learn a new craft that's fun and practical. Have fun! Pattern required: "Get Hooked 2" includes instructions and a crochet hook. Pre cut strips before class. Bring a bag lunch or plan a quick lunch break at nearby fast food. \$20 plus pattern and supplies list.

New

KIDS CAN SEW! with EMQ Staff

Sunday, Jan. 22 OR Feb. 19 OR March 18 2 - 4pm

See page 3 in this newsletter for more details. Adult sewing mentor accompanies the young student with the family sewing machine. Complete a block in this class and go home with the confidence to complete the rest of the blocks on your own. Learn piecing, fusible applique with machine stitching, and sewing on a button while making the apple block in class. Select one class date with the package. Tuition is for one student attending with one adult. Recommended student age is 6-14. Block kit is pre cut. Rotary cutting is not part of this program. Zigzag sewing machine in good working condition is necessary. Emphasis is on building machine sewing skills. Additional block kits will be mailed out monthly \$9.99 each. \$49 Package.



SPICY SPIRAL TABLE RUNNER with Maria Simone

Jan. 21 OR Feb. 22 10am- 3pm

So very different and unique, this wonderful project will "spice" up the conversation at your table. Use only eight fat quarters in different color ranges and values plus the 10 degree wedge ruler to create this stunning project. No one stops at making just one! So fun you'll make dozens of these easy table runners. \$30 plus supplies. Ruler and pattern required. Some prep work is necessary before coming to class. **Beginner friendly class!**

This is our most popular class and it fills quickly. Visit the shop before the class day and allow extra time for fabric selection. Call 570-836-7575 to reserve your space today!

Call 570-836-7575 to enroll. Class fee is due at time of registration. Full refund if you notify us 3 days in advance. Most classes have a supplies list and require a sewing machine and basic sewing equipment. To assure successful completion of the classes offered in this newsletter, all fabric, tools, and supplies are available at EMQ and should be purchased before the class date.

We follow Tunkhannock Area School District for class cancellations due to weather. If school is closed or an early dismissal is announced, classes, clubs, or special events will not be held. We will always attempt to re-schedule if possible. If school opening is a 2 hour delay we will still have the class at the scheduled time. School may be cancelled due to weather but the shop is often open for regular business.

Educational Programs and Classes



New

HAND QUILTING with Maria Simone

January 25 OR February 18 10am- 2pm

Step away from the quilt frame and learn hand quilting for this century! Maria has studied under NY state hand quilting expert Sharon Stroud and she will share her fast, addicting, and ergo friendly technique with all of you. This is not your Grandmother's quilting stitch. No more sore fingers! Get even stitches on the front and back in just one class. We will provide a quilt "sandwich" for you to practice on. \$20 plus \$5 materials fee. Bring a snack lunch. Select one class date. Call 570-836-7575 to enroll today!

Beginner friendly class!

REDWORK EMBROIDERY INTRO with Louise Schelter

January 26 10am - noon **Beginner friendly class!**

Stitchery is enjoying a wonderful revival among quilters, crafters, and folks seeking a portable and pleasant form of hand work. While we call this class "redwork" embroidery you can use the basic stitches learned in this class for all forms of embroidery and stitchery. All materials are provided in this demonstration and practice class. Bring your own hoop and enjoy a morning of stitching! \$20 includes materials. Class size is limited. Call 570-836-7575 early to be sure you have a space. Bring a snack lunch and plan to stay for the free Stitchery Club which meets after the class.



New

BEGINNER'S DAY with Jeannette Kitlan

Jan. 27 OR Feb. 24 OR March 30 10am- 4pm

Learn the essential skills for a lifetime of quilt making in this comprehensive one-day workshop. Using EMQ's own *Everyone's A Star* pattern you will make one 10" star block, border it, and bind it for a great candle mat for your home. Learn rotary cutting, accurate piecing, pressing, layering the quilt with batting, machine quilting, and binding. WOW! All in one class so it fits your busy schedule. Modern methods for today's sewing lifestyle. Select one class date. \$30 includes free pattern. Supplies list. Lunch break. Call 570-836-7575. **Beginner friendly class!**



MACHINE QUILTING INTRO with Jerilynn Hall

January 28 OR February 9 10am- 3pm

Begin with the basics – making the batting sandwich, basting and marking – and then learn how to finally finish that quilt. Day of fun includes machine-guided and free motion curves, continuous-line, stippling, meander quilting, and more. Select one class date. Sign up early. Class fills quickly. **Beginner friendly class but you must be confident operating your machine.** \$30 plus supplies.



PUNCH NEEDLE EMBROIDERY with Beth Anne Lowrie

January 29 2 - 4pm

Punch needle embroidery is an old needle art. A special needle tool with a hollow core holds and feeds the thread as the needle is punched through fabric stretched in a hoop. Loops are formed and create the design. Beth Anne will guide through the simple steps in this fun and relaxing technique. Very portable! \$20 plus purchase of kit and punch needle tool. Call 570-836-7575 to enroll today! **Beginner friendly class!**

T-SHIRT QUILT STARTER with Gina Thackara

February 1 1:30 - 3:30pm

Your child has grown out of those T-shirts but they're too good to toss. Your son has drawers full of T-shirts from his Little League or soccer teams. Empty the drawers and turn them into a memory quilt. Learn how to stabilize the knit fabric, center the design into a block and more. Get advice on completing the quilt. For all skill levels. \$20 plus supplies. **Beginner friendly class!**



PAPER FOUNDATION PIECING

with Jeannette Kitlan

February 8 6:30 - 8:30pm



Paper foundation piecing is a specialized technique that allows you to create intricate designs and shapes that would not be possible with normal squares and rectangles. **Beginner friendly class!** Use patterns printed on paper and sew your fabric shapes directly on to the paper then pull the paper away when the design is complete. Warning! Paper Piecing is highly addictive. We will complete one tree block in class. \$20 plus \$6 kit fee. Supplies list.



New

JELLY ROLL RACE with Pam Quentin

February 11 10am- 4pm

Jelly Roll fans start your engines! Use a Jelly Roll or your own set of forty 2 1/2" strips and sew them end to end. Then join them in laps and race to see who finishes first. Challenge a friend to race along with you and see who finishes first. Fast or slow--it will be a fun day. Winner receives 3.5 yards of free fabric to back their newly created 50" x 65" top. Class is \$15 or free if you purchase your Jelly Roll or Bali Pop at EMQ. No required pattern. Just bring your machine and regular sewing tools. Bring lunch. Call 570-836-7575 to enroll today! **Beginner friendly class!**



More Educational Programs and Classes



ID WALLET with Ruth Kumet

February 15 6:30 - 8:30pm

While the finished project is small, the class is loaded with lots of great techniques. Ruth will guide you through the steps in making this "designer look-a-like" i.d. wallet/clutch with a clear vinyl see-through window. Learn how to work with zippers, vinyl, fusible interfacings and much more. \$30 includes a free pattern and piece of clear vinyl. Additional supplies required. Call 570-836-7575 early to enroll. This new class is expected to fill quickly!

Beginner friendly class!



EMBELLISHMENTS with Laura Reidenbach

February 17 10am- 4pm

Learn how to make four different fabric embellishments: flowers, ruffles, rouching, and prairie points with EMQ's own expert seamstress Laura Reidenbach. Add them to your next quilt project or jazz up "store bought" clothing to express your style. Practice making all four techniques and then select one to embellish a small zippered purse or cosmetic bag which you will complete in class. \$30 plus pattern and supplies. Call 570-836-7575 to enroll today! **Beginner friendly class!**



Some cosmetic bags made by Tunkhannock resident Alice E. for Christmas 2011 gifts.



DUFFLE BAG with Noreen Shoemaker

February 25 10am- 4pm

If you are one of the many "zipper-phobic" people out there then this class is for you. Using the technique in the "Totes with Zippers" book you will be able to make fun projects for yourself or to give as gifts. In this class you will complete the duffle bag--large enough for weekend travel. Noreen will guide you through the detailed steps. Make yours designer sleek or fun and funky. \$30 plus supplies. Book required. Some prep work is required before coming to class. Call 570-836-7575 to enroll today! **Beginner friendly class!**



More Educational Programs and Classes



New

TAHITI TOTE (PURSE) with Ruth Kumet

February 26 1 - 5pm

One of the newest designs from Pink Sand Beach. It's called a tote but it is actually a well sized purse with handles long enough to go over your shoulder. Ruth will guide you through all the steps assisted by the well illustrated pattern for a successful finished purse--guaranteed! Enjoy picking fabrics to look just like your favorite expensive designer. Lots of pockets inside and out. It has TWO zippered closures for safely storing your valuables and cell phone. Practice inserting zippers, topstitching and working with various interfacing for a polished finish. \$25 plus pattern and supplies. Call 570-836-7575 early to enroll. This new class is expected to fill quickly! **Beginner friendly class!**

New

LEAP DAY MAKE AND TAKE EVENT

"Mountain Pillow"

February 29 1 - 5pm

Endless Mountains Quiltworks' newest design in the Sew Easy in the Endless Mountains free pattern series. The "Mountain Pillow" is a smart little place where your cell phone can rest.

Filled with crushed walnut shells and constructed without any hand sewing, it's a snap to finish in 15 minutes. In honor of this year's special Leap Day we are offering a make and take opportunity to learn how to make your own "Mountain Pillow." Visit the shop at your convenience on Feb. 29. We will have machines set up and kits ready to go. Kit cost is \$10 and includes pattern plus all materials. Call 570-836-7575 to reserve a kit. **Beginner friendly class!**



MARGO PURSE with Ruth Kumet


March 25 1 - 5pm

The Margo purse has a secure zip-top closure safely nestled 1" from the top edge of the bag. Ruth will show you how to achieve a crisp, professional finish with the innovative Dip-Down Zip-Top technique. Features shoulder length fabric handles, 2 handy outside plus 6 inside pockets to keep you organized. Instructions included to make Margo without a zipper if desired. Approx. 10" x 9" x 4." \$30 plus required pattern and supplies. Purse classes fill quickly. Call 570-836-7575 to enroll today! **Beginner friendly class!**

Call 570-836-7575 to enroll. Class fee is due at time of registration. Full refund if you notify us 3 days in advance. Most classes have a supplies list and require a sewing machine and basic sewing equipment. To assure successful completion of the classes offered in this newsletter, all fabric, tools, and supplies are available at EMQ and should be purchased before the class date.

We follow Tunkhannock Area School District for class cancellations due to weather. If school is closed or an early dismissal is announced, classes, clubs, or special events will not be held. We will always attempt to reschedule if possible. If school opening is a 2 hour delay we will still have the class. School may be cancelled due to weather but the shop is often open for regular business.

More Educational Programs and Classes



INTRO TO HAND APPLIQUE with Louise Schelter

March 22 10am - noon

Indulge yourself with a few hours to learn the gentle art of hand applique. Louise will guide you through the first steps of classic needle turn applique. The simple heart shape will expose you to all the basic skills needed for a lifetime of enjoyable applique. We will provide all the materials in this demonstration and practice class.

Come, relax, and see how easy hand applique can be. The only extra you need is time to practice. \$20 includes all materials. Bring your own scissors, thimble if you use one, and a small pillow to rest your arms on (optional). Call 570-836-7575 early to enroll. Class size is limited.

Bring a snack lunch and plan to stay for the free Stitchery Club that meets immediately following your class. Many of the same skills needed for applique apply to stitchery too so you can continue your hand sewing experience with passionate friends. **Beginner friendly class!**

JUDY NIEMEYER STYLE PAPER PIECING


Two-Day Workshop with Bertie Herman

Saturday, April 14 10am- 4pm

AND Sunday, April 15 1-4pm

Internationally renowned designer Judy Niemeyer's techniques let you create complex, interlocking designs with ease. Our teacher Bertie Herman has studied under Judy and brings her passion to us here in northeast PA. Take your understanding of foundation paper piecing sky high with the *Desert Sky* pattern. Bertie chose *Desert Sky* for this introduction to Judy Niemeyer style paper piecing because it has all the basic elements--pointy spikes, curves, interlocking shapes, and positive/negative blocks--that allow you to create a gorgeous, breath-taking quilt with ease for your first attempt.

- On Day 1 you will fine tune and organize your fabric choices, pre cut all your shapes, and dive right into the Judy Niemeyer method with the star points. Wrap up with your first curved paper piecing exercises.
- Day 2 brings more practice with curves and joining the units so you can complete the workshop with enough confidence to go home and finish your *Desert Sky* on your own. *Desert Sky* is 48" by 54" but can be made larger with extra foundation papers available at the shop.
- Tuition for the 2-day workshop is \$50 plus the pattern and supplies for the project. Call 570-836-7575 to enroll today! Class size is limited. Plan to visit the shop before the class day and allow extra time for fabric selection. You can see other color variations of *Desert Sky* at Judy Niemeyer's website www.Quiltworx.com. **For confident beginners with good working knowledge of your sewing machine.**





Endless Mountains Quiltworks

512 Towne Plaza Shopping Center Suite 120
Tunkhannock, PA 18657 570-836-7575
Tu-Sat 10-5, Sun 1-5, Closed Monday
GPS: use 170 W. Tioga St. EMQuiltworks.com



January 3 - 15, 2012

Thank You Sale

20% Off All Fabric*



Endless Mountains Quiltworks Northeast Pennsylvania's Premier Quilt Shop and Creative Fabric Center Since 2001



Endless Rewards at EMQ

Earn one point for every dollar of regular priced merchandise you buy. When you reach 250 points you earn a \$10 Gift Certificate. Our computer will keep track of your points by your name so you don't have to do anything but enjoy shopping with us.



Super Bowl Weekend

Feb. 3-5, 2012

40% Off

Any One

Reg. Price Item*



Weight Watchers meet at

EMQ on Tuesday evenings at 5:15 and 6:15. Registration is for 8 weeks and cost is \$80. **Starts Jan. 10, 2012.** Call to reserve your place. Space is very limited in the 5:15 meeting. The 6:15 time slot has more openings but will fill quickly. It is a great program! Everyone is welcome!